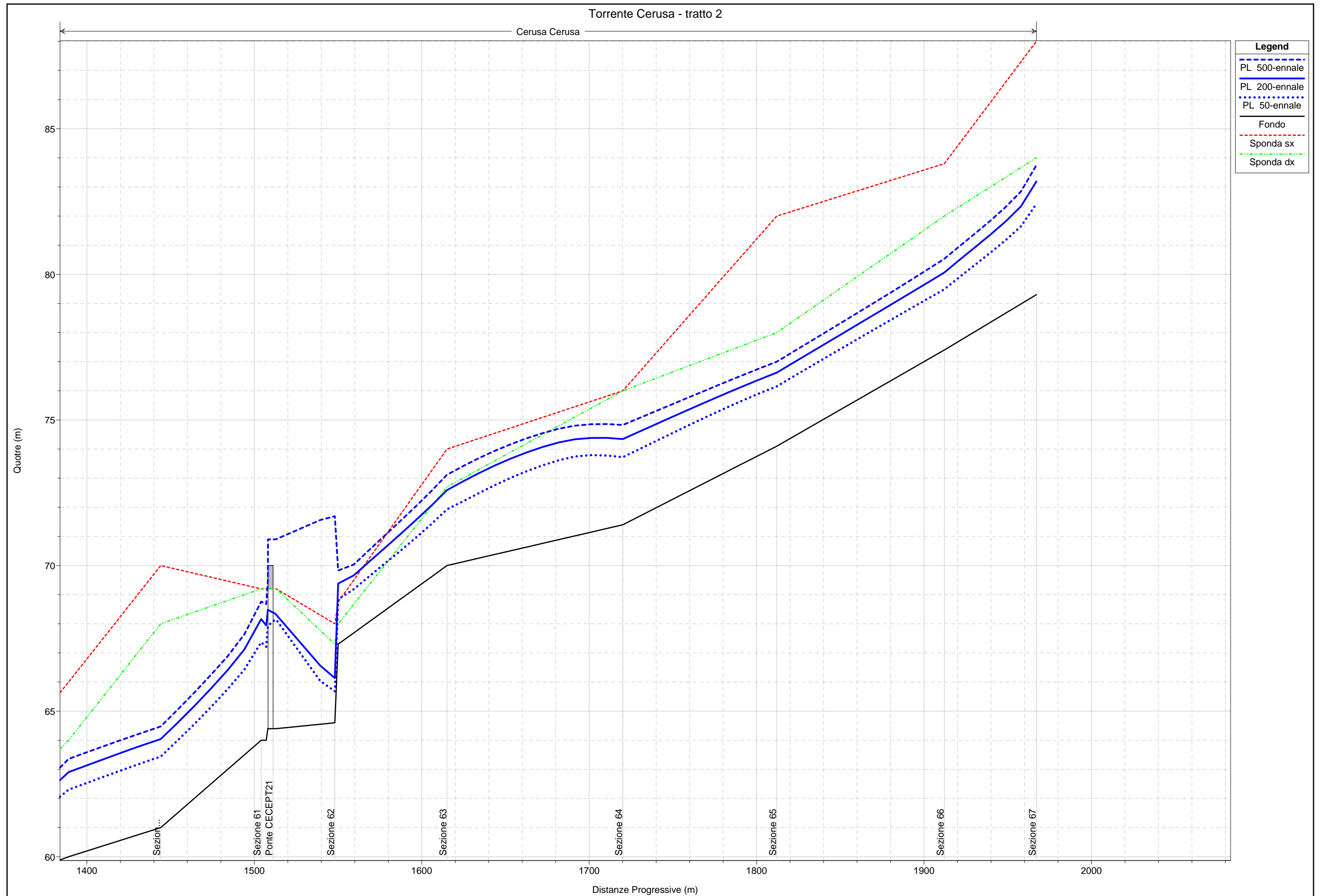
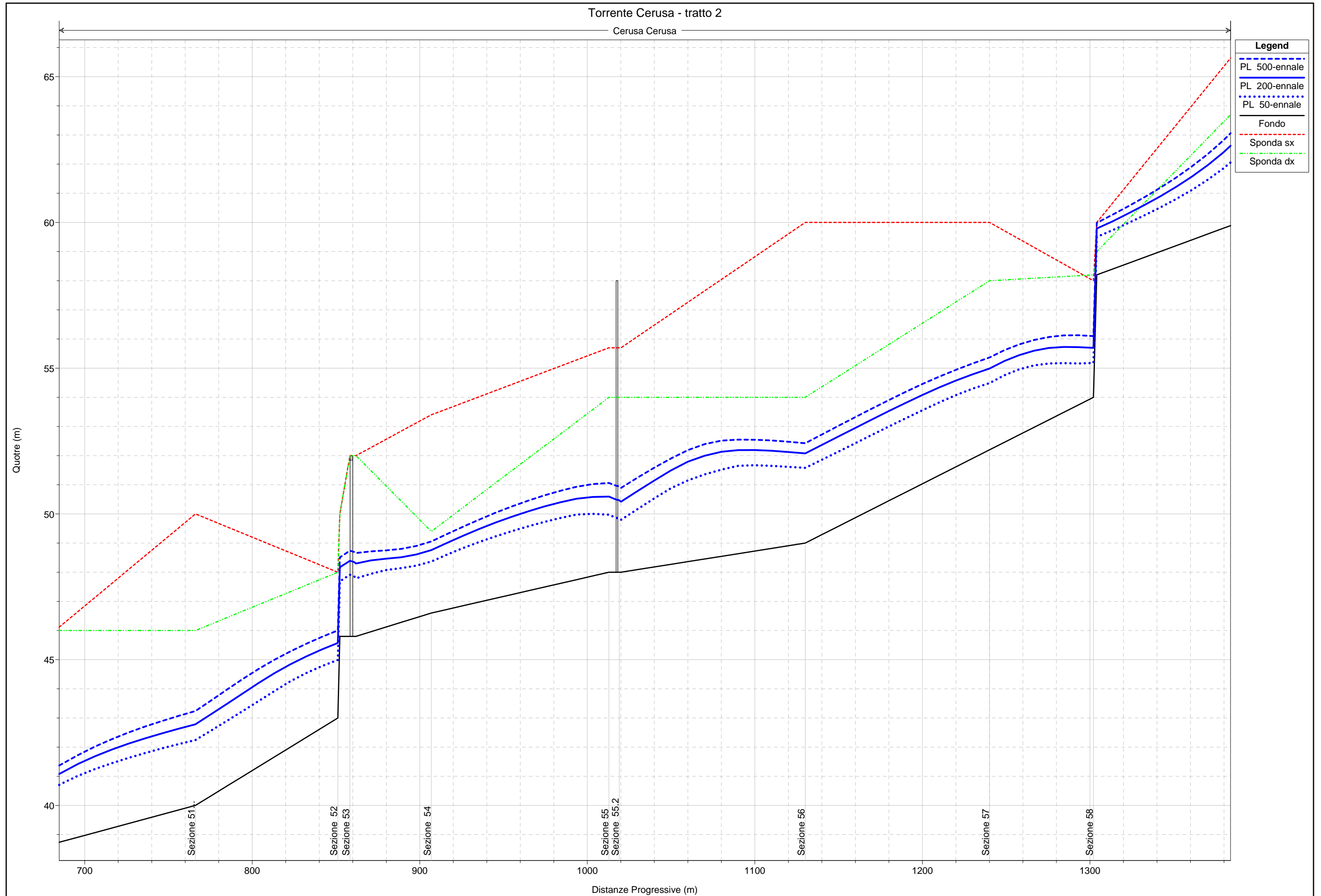


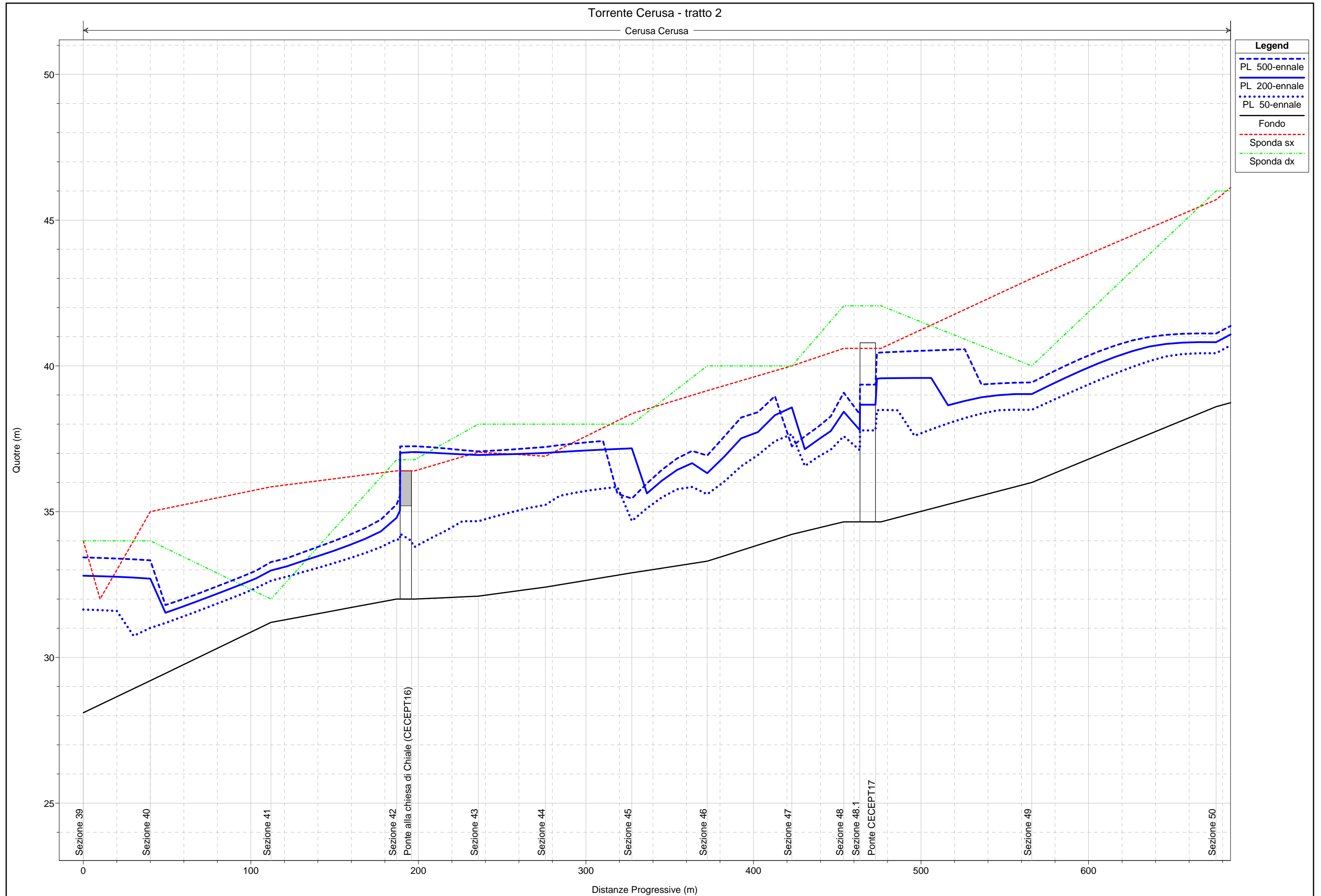
# Torrente Cerusa

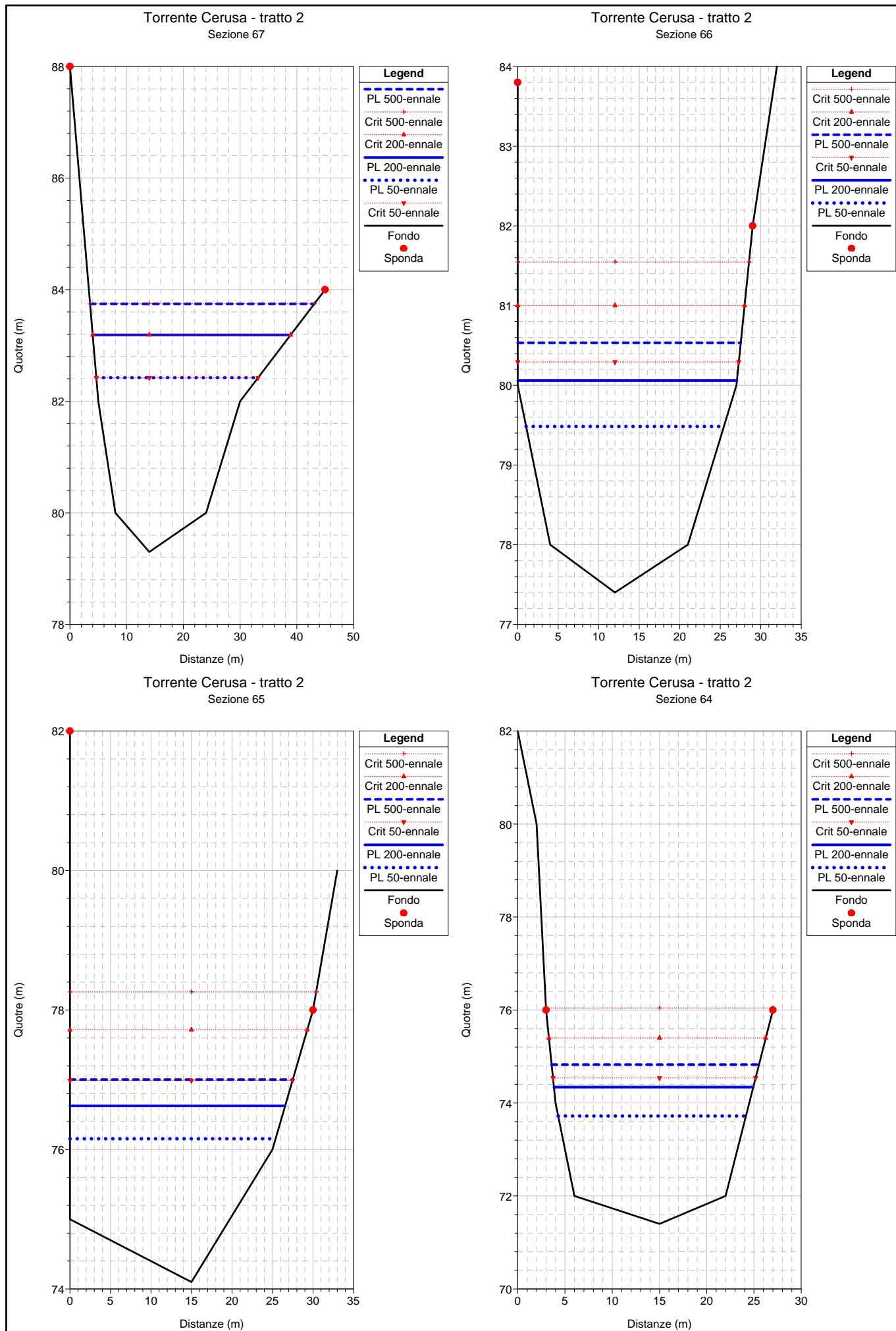
Tratto 2: dalla sezione 67 alla 39

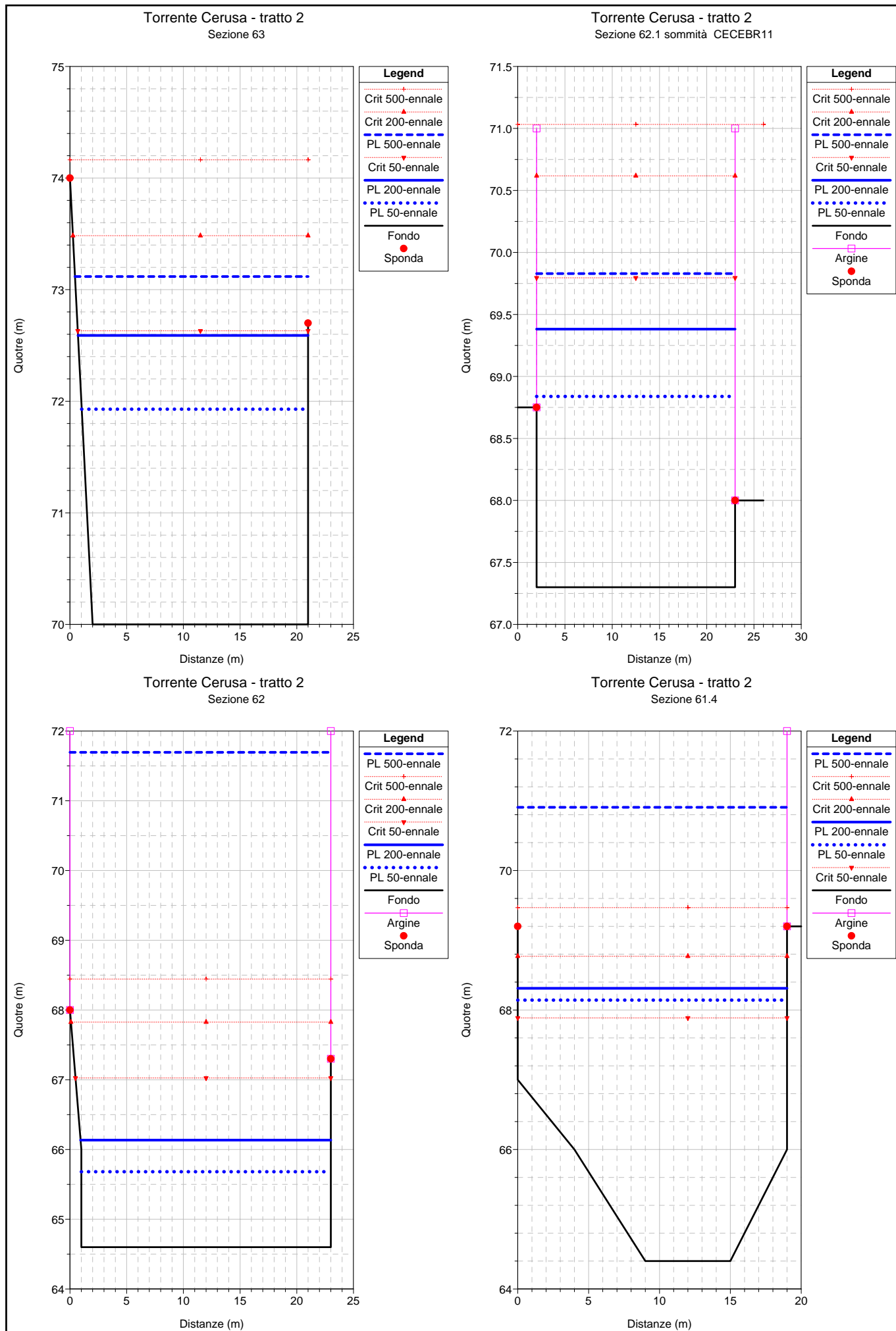
- Profili di corrente
- Sezioni idrauliche
- Tabelle dei risultati

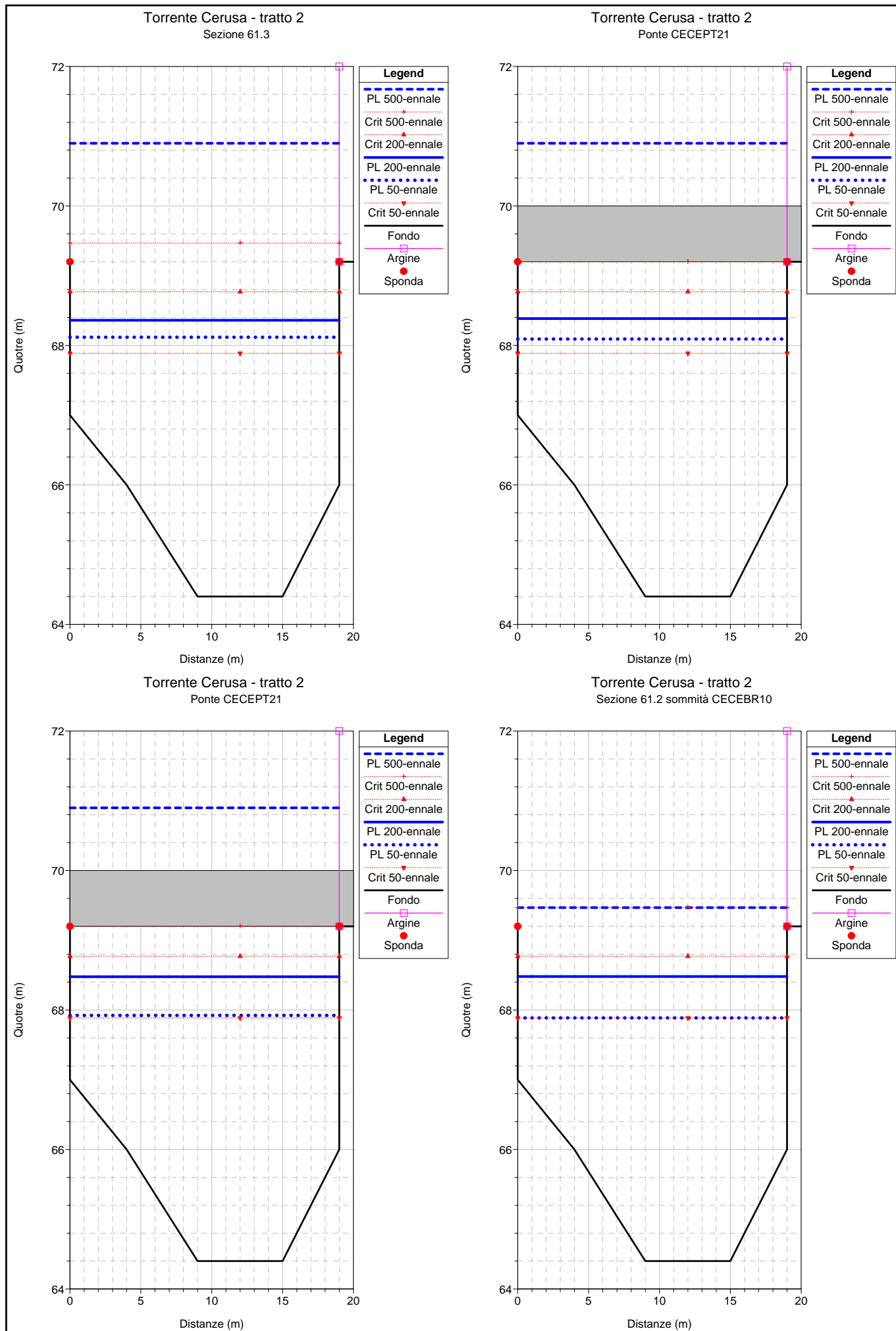


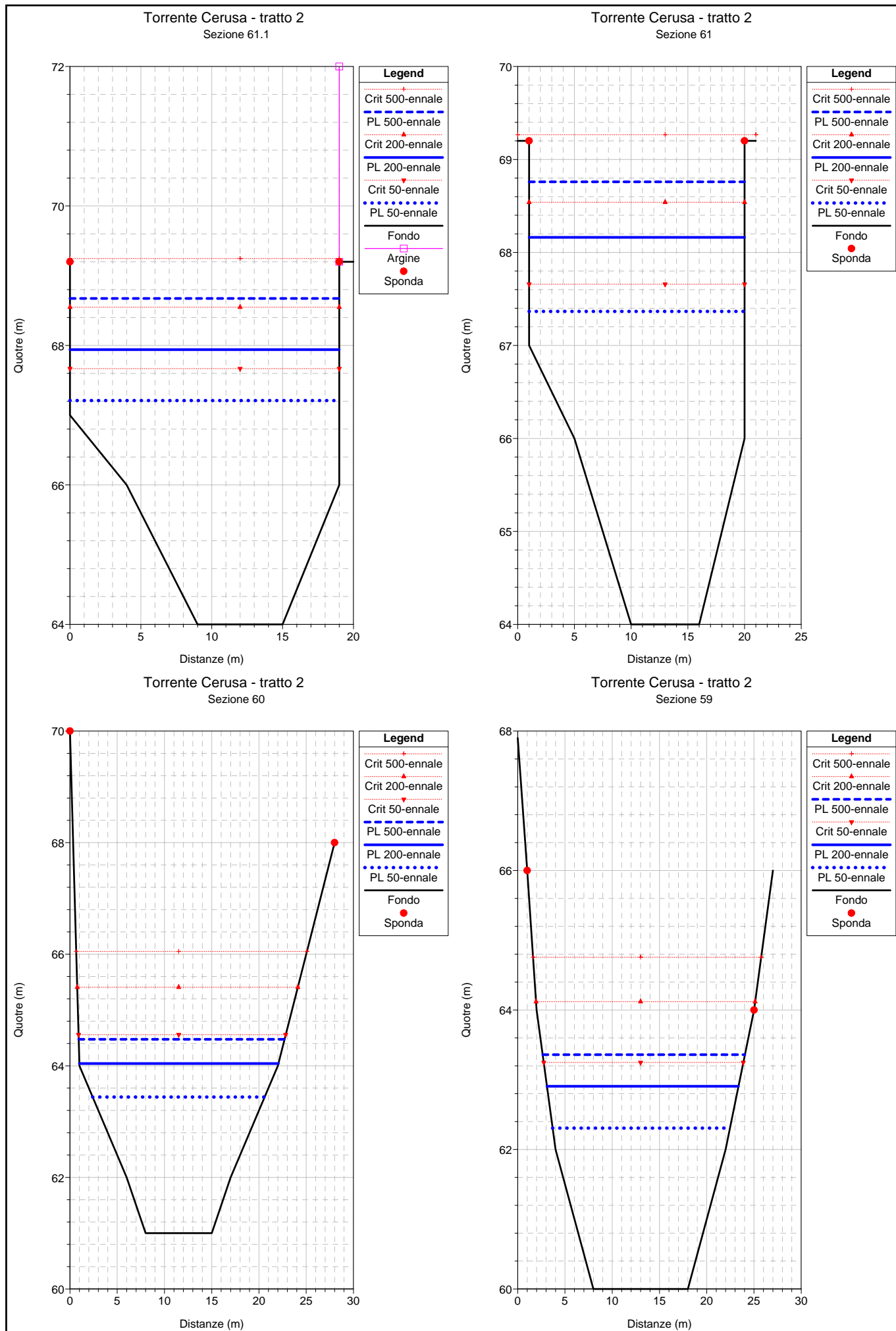




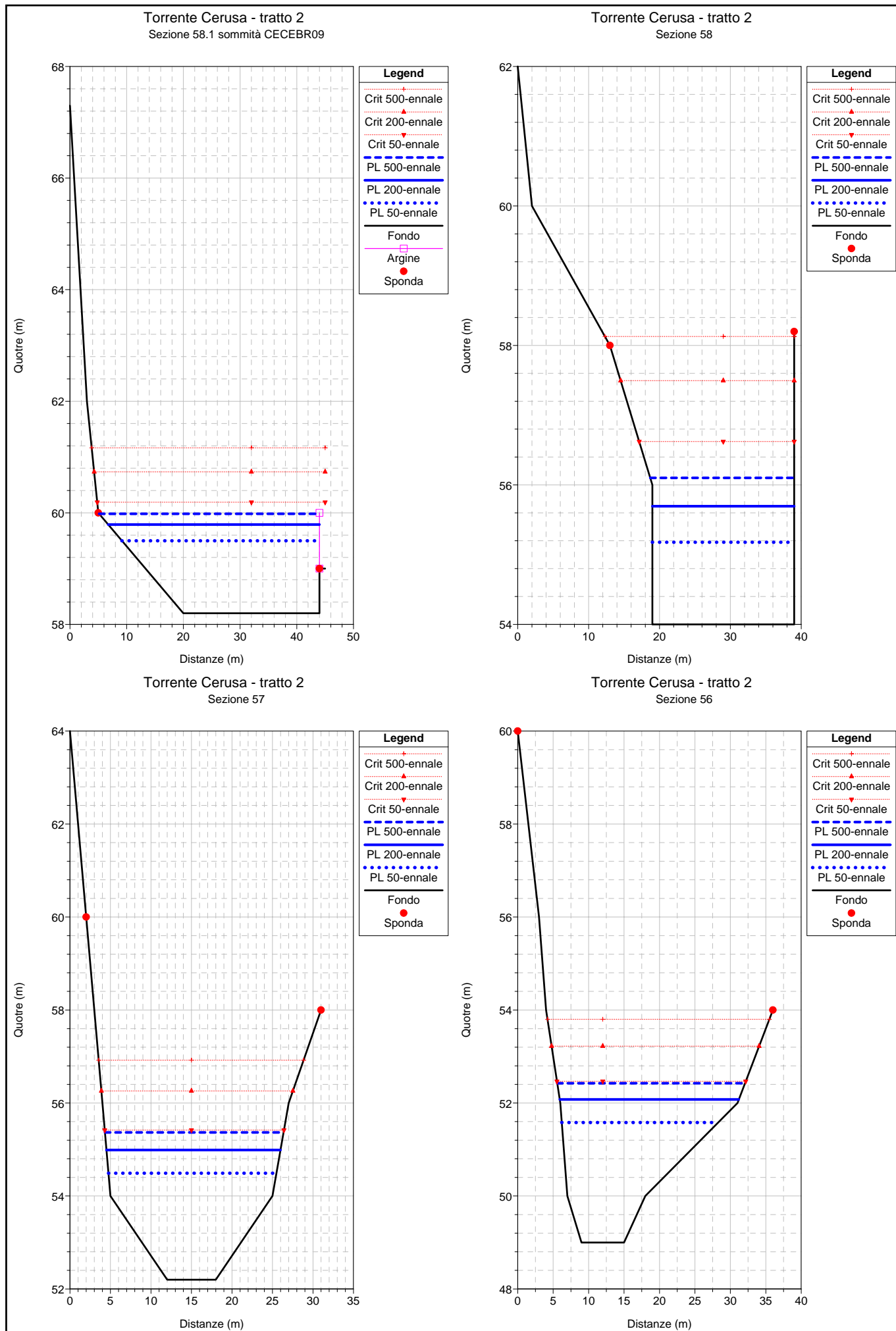


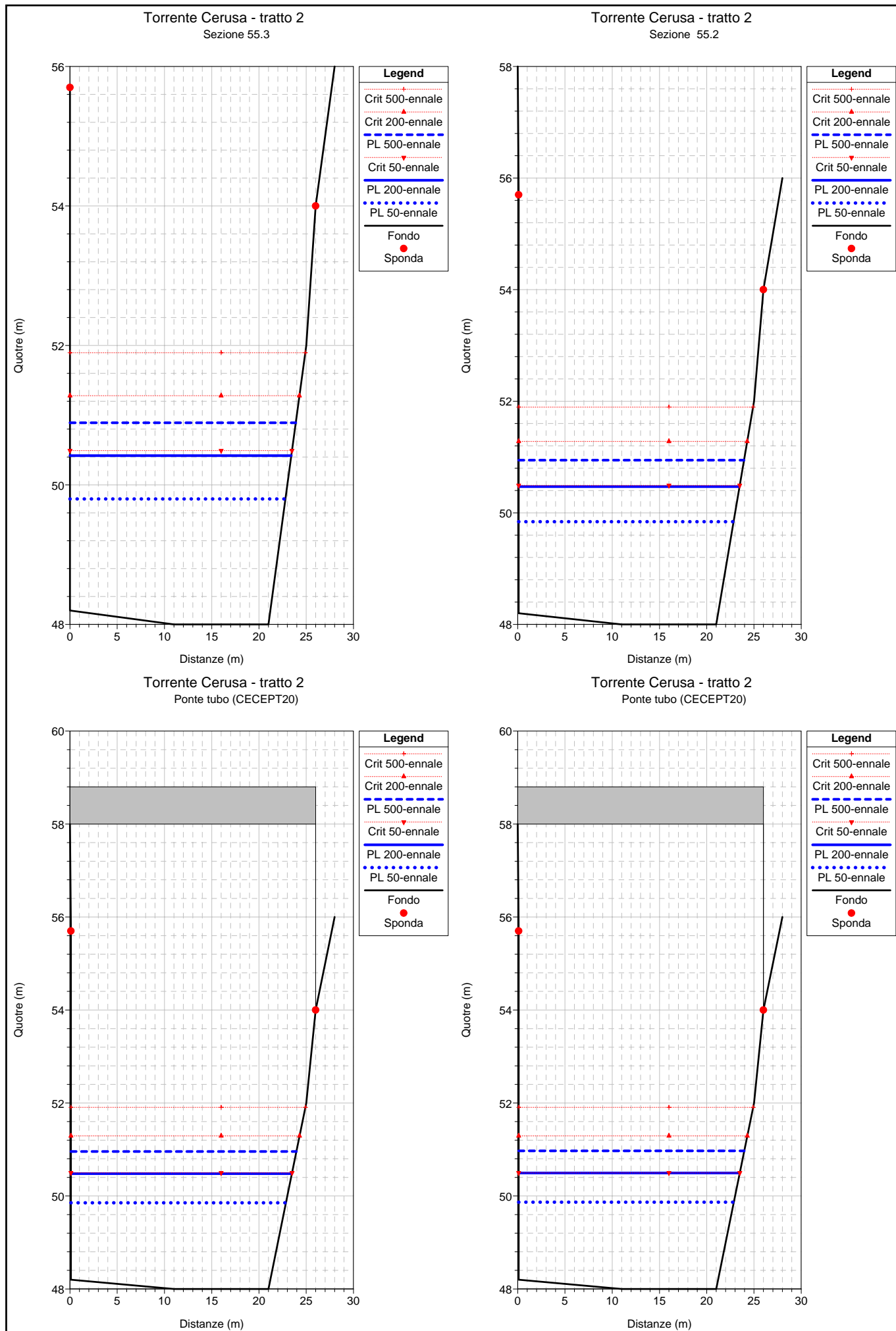


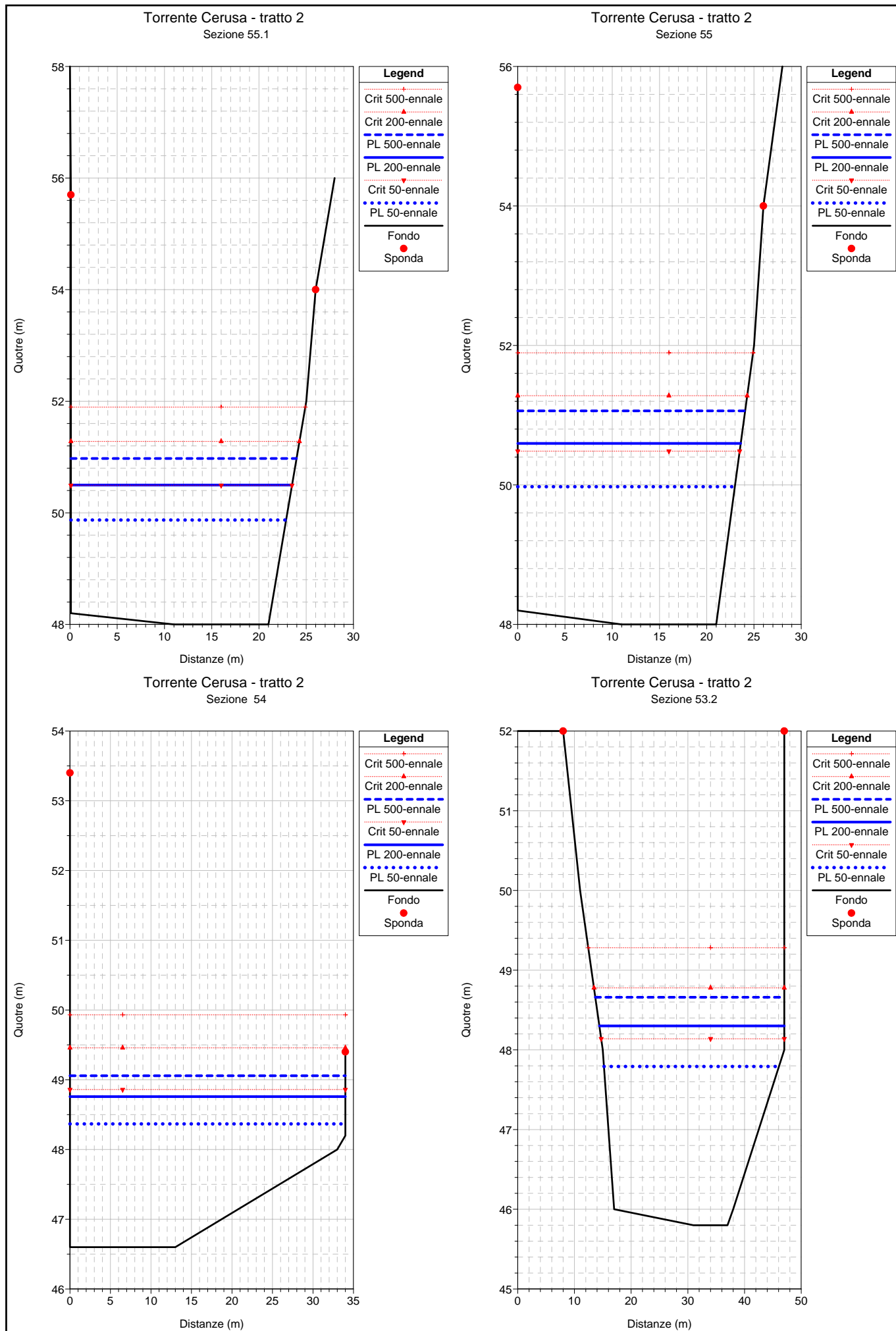


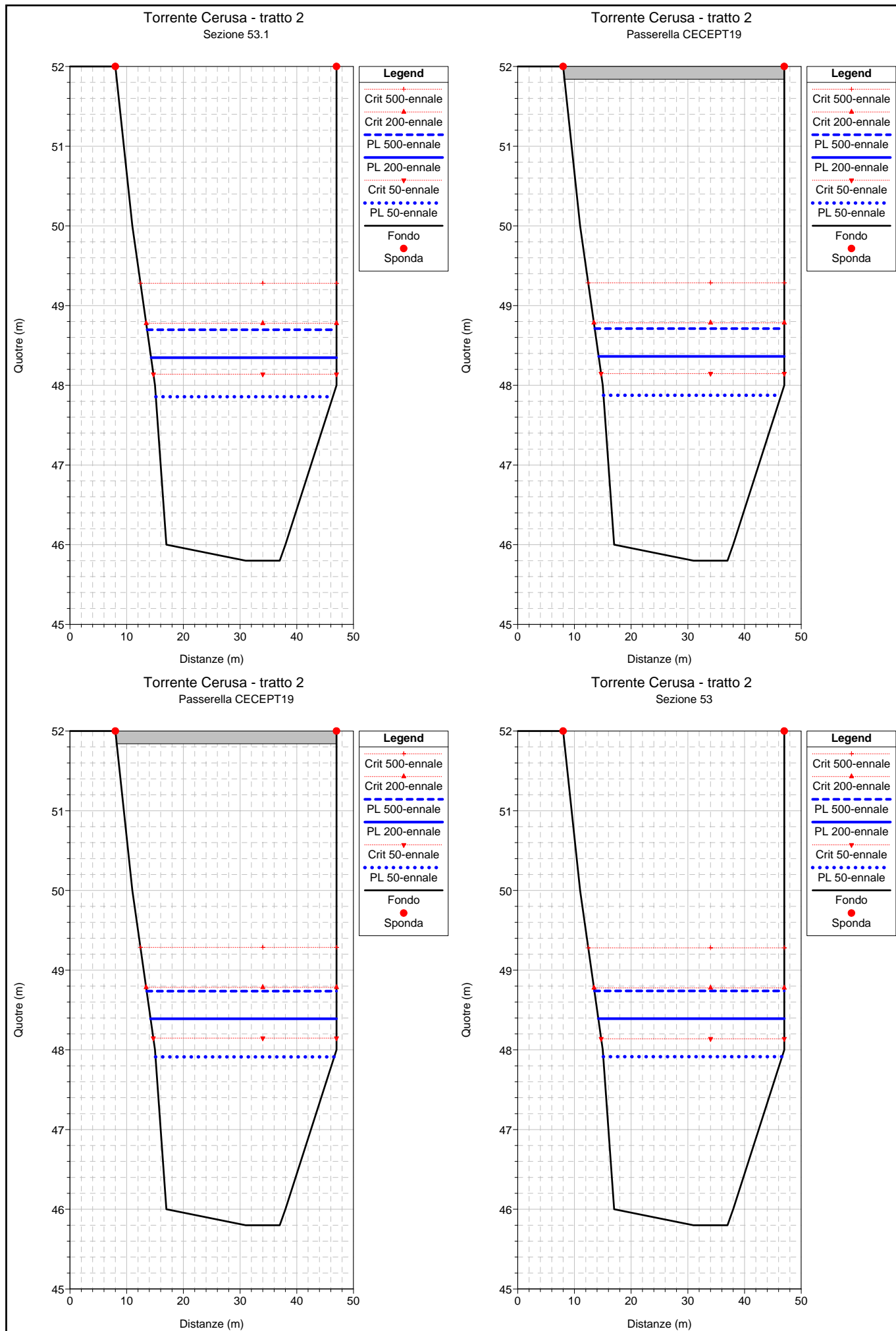


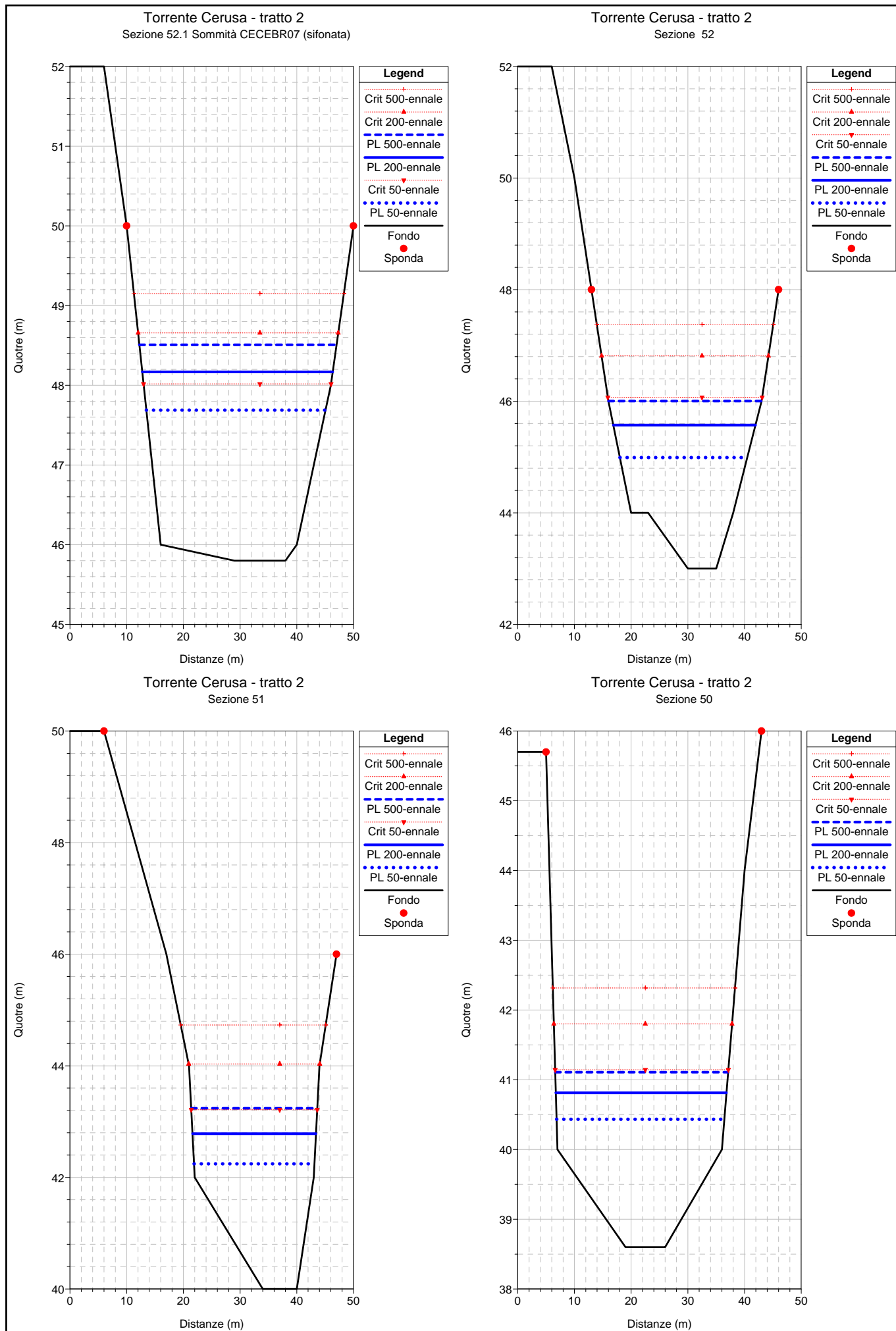


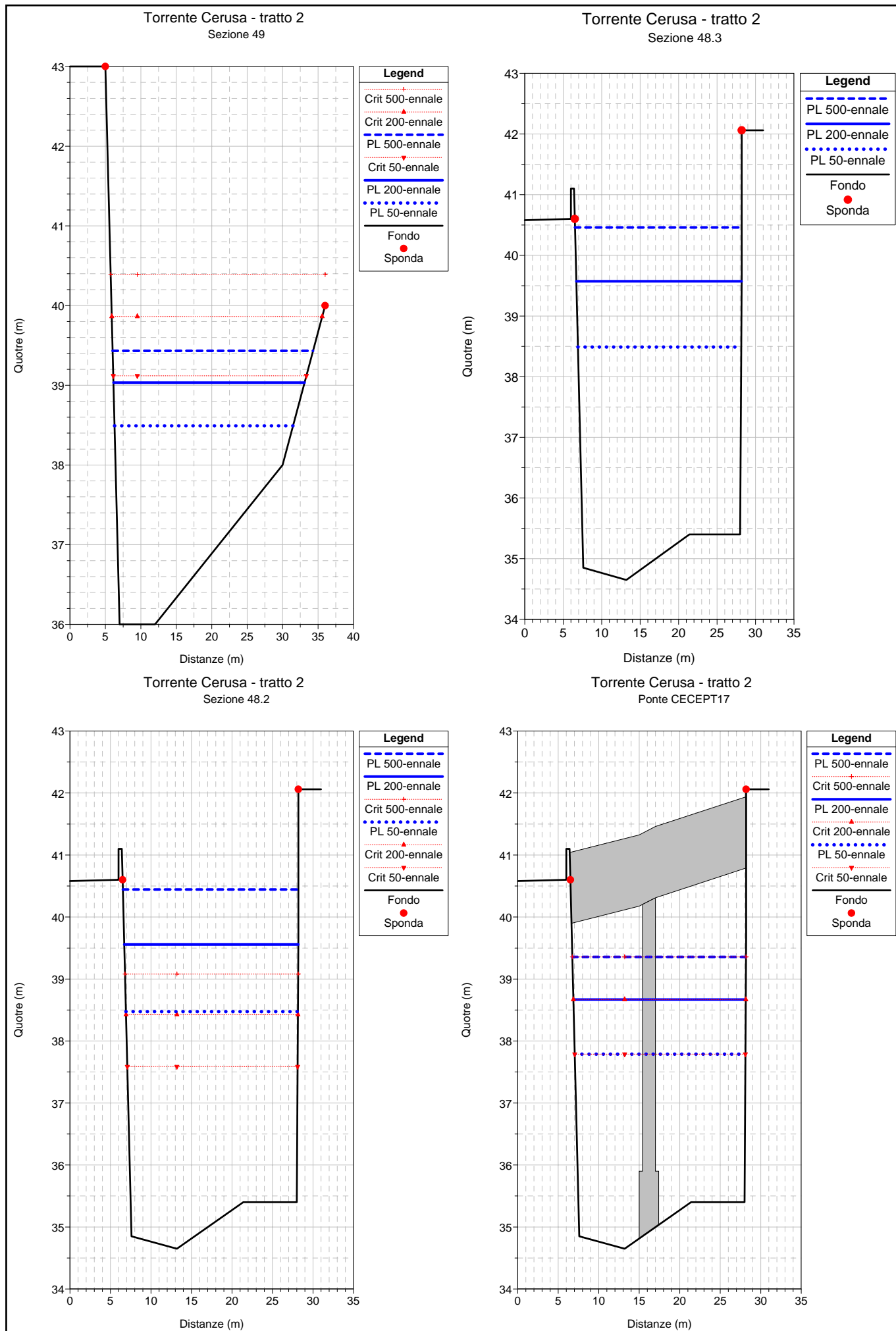


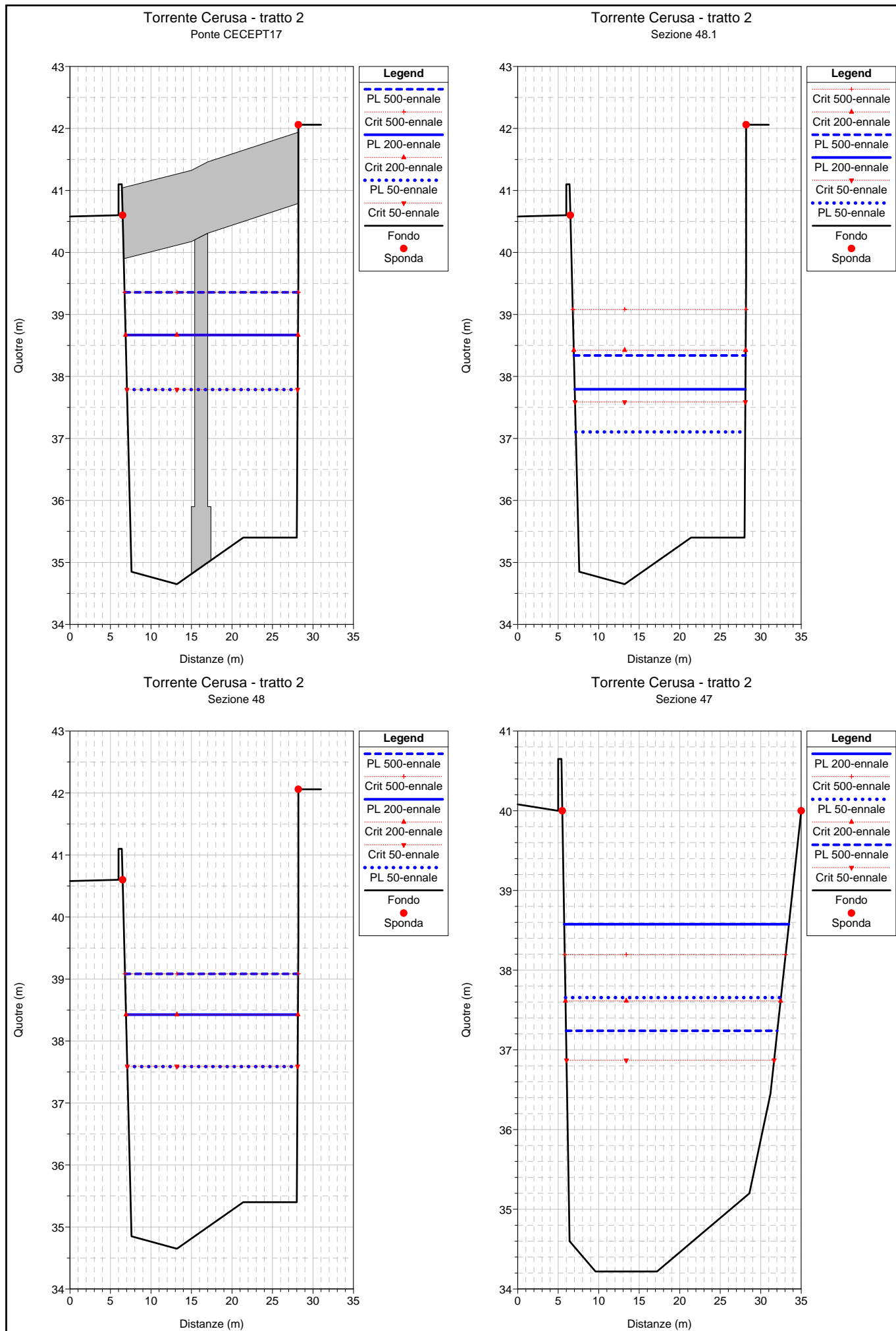


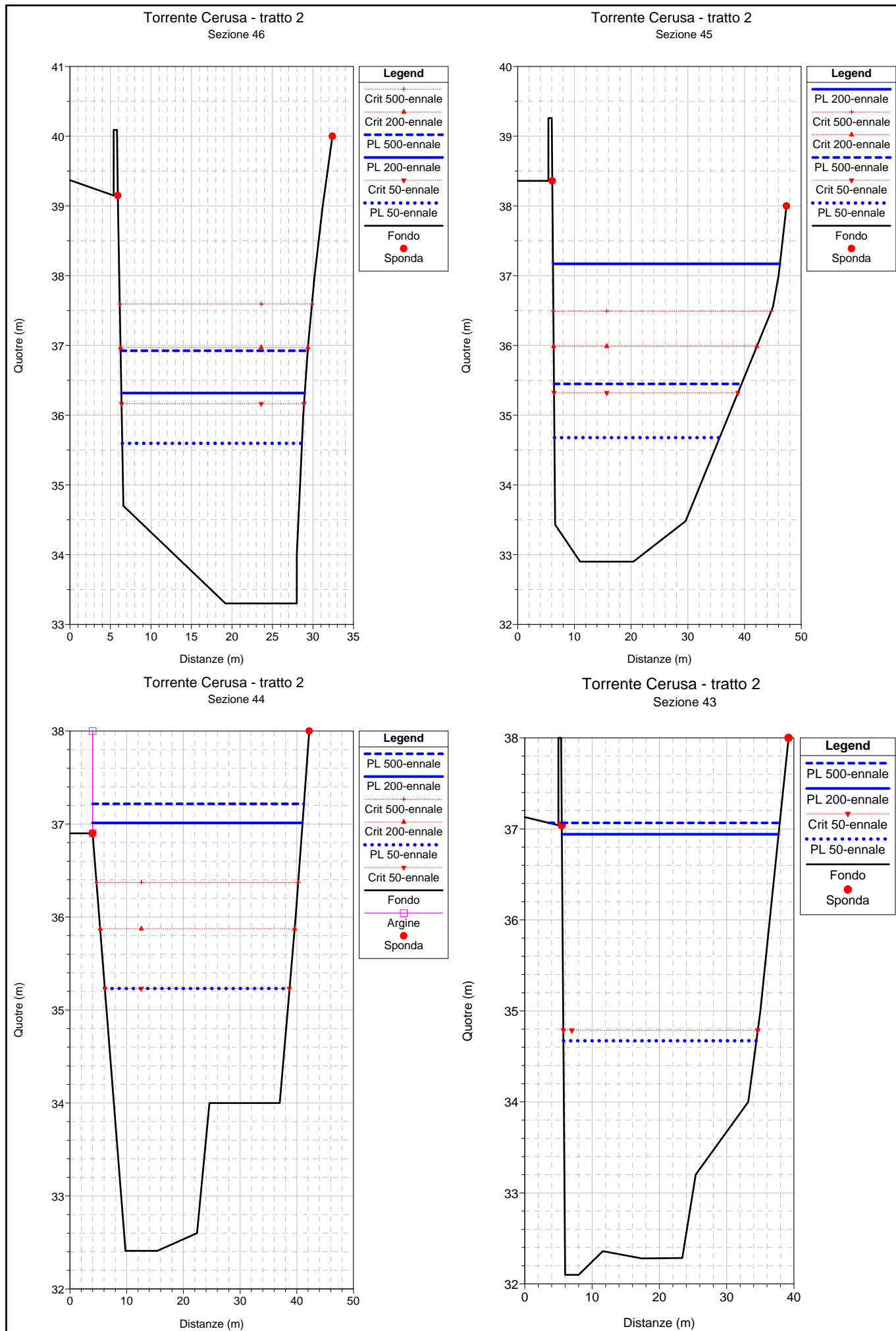




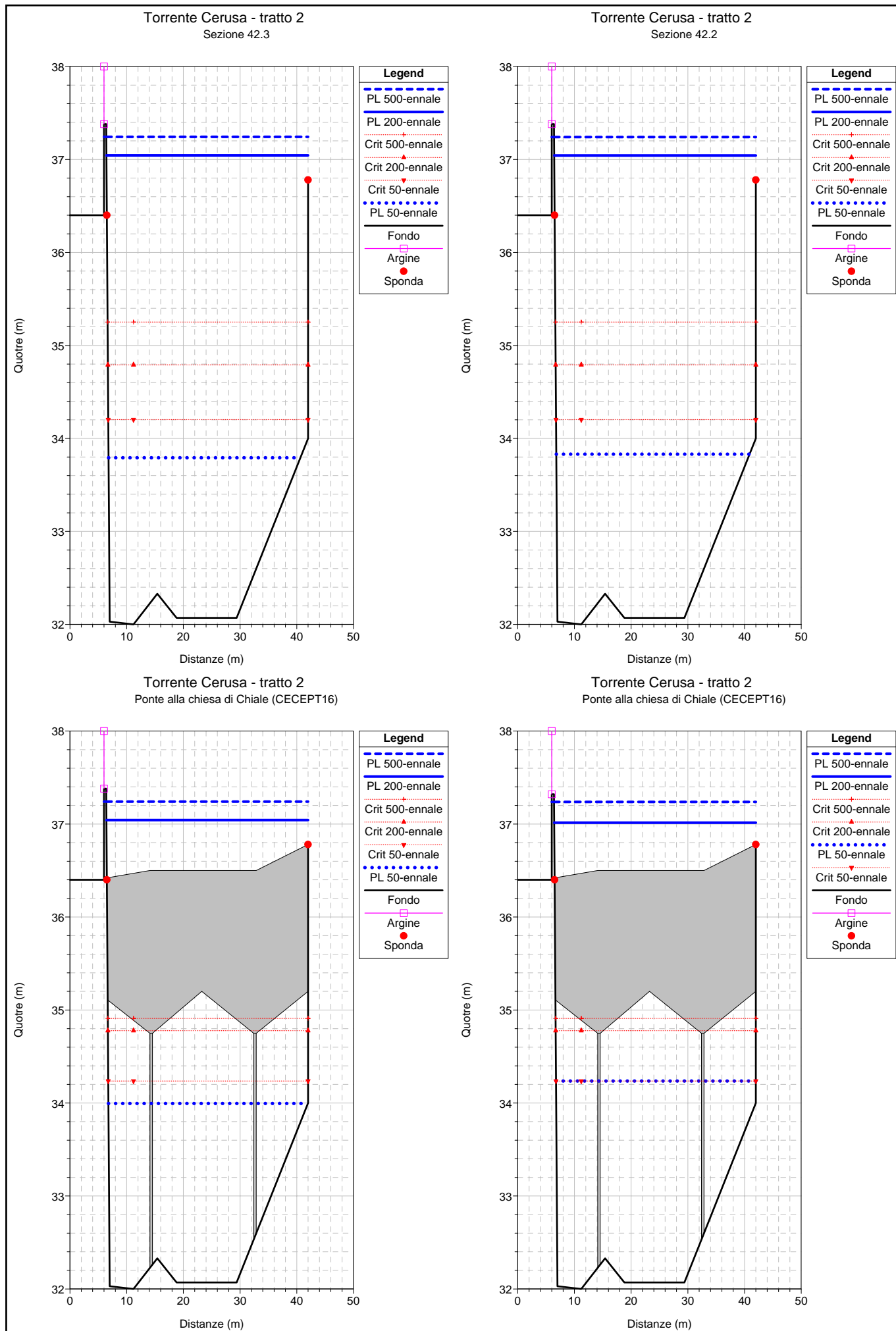


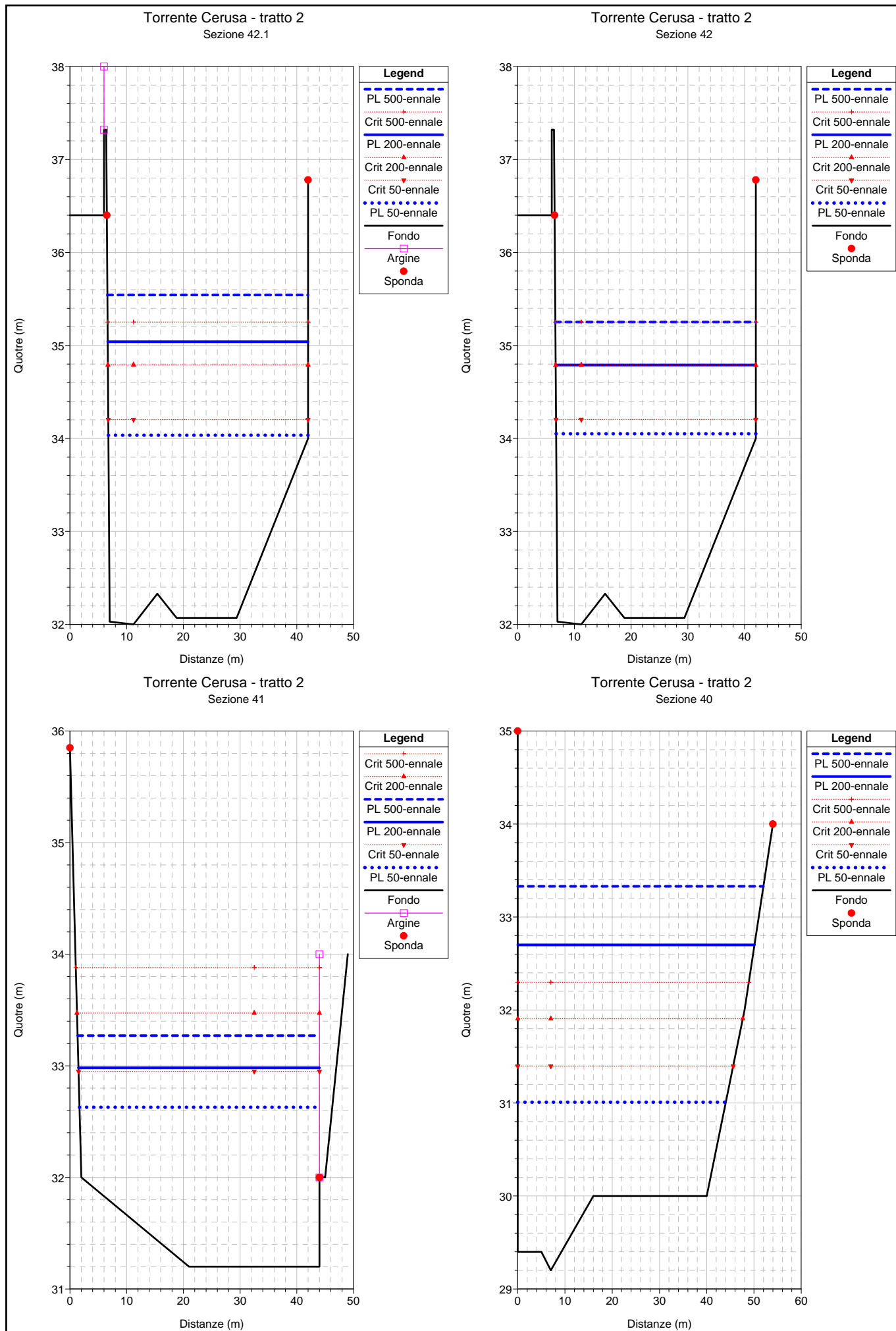


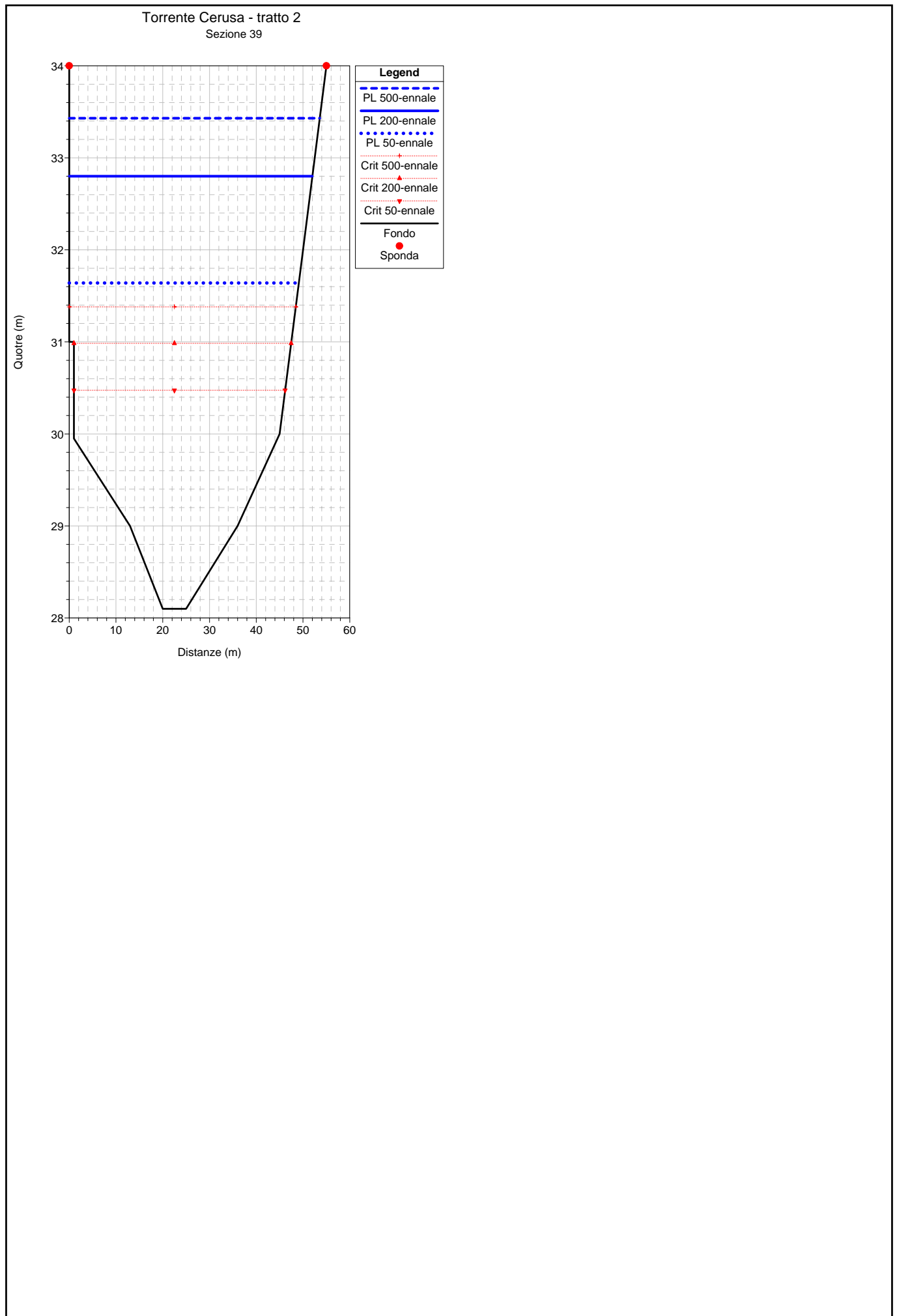












HEC-RAS Plan: Cerusa 2 River: Cerusa Reach: Cerusa

Reach	River Sta	Profile	Q Total (m3/s)	Min Ch El (m)	W.S. Elev (m)	LOB Elev (m)	L. Freeboard (m)	ROB Elev (m)	R. Freeboard (m)	Crit W.S. (m)	E.G. Elev (m)	E.G. Slope (m/m)	Vel Chnl (m/s)	Flow Area (m2)	Top Width (m)	Froude # Chl
Cerusa	67	500-ennale	521.00	79.30	83.75	88.00	4.25	84.00	0.25	83.75	85.05	0.006856	5.06	102.97	39.55	1.00
Cerusa	67	200-ennale	398.00	79.30	83.19	88.00	4.81	84.00	0.81	83.19	84.38	0.007156	4.84	82.21	34.91	1.01
Cerusa	67	50-ennale	259.00	79.30	82.42	88.00	5.58	84.00	1.58	82.42	83.44	0.007416	4.48	57.88	28.51	1.00
Cerusa	66	500-ennale	521.00	77.40	80.53	83.80	3.27	82.00	1.47	81.55	83.95	0.021281	8.19	63.63	27.53	1.72
Cerusa	66	200-ennale	398.00	77.40	80.06	83.80	3.74	82.00	1.94	81.00	83.20	0.025064	7.85	50.73	27.06	1.83
Cerusa	66	50-ennale	259.00	77.40	79.48	83.80	4.32	82.00	2.52	80.29	82.15	0.029182	7.23	35.83	24.42	1.90
Cerusa	65	500-ennale	521.00	74.10	77.00	82.00	5.00	78.00	1.00	78.26	81.18	0.030838	9.06	57.54	27.50	2.00
Cerusa	65	200-ennale	398.00	74.10	76.62	82.00	5.38	78.00	1.38	77.72	80.22	0.032313	8.40	47.36	26.56	2.01
Cerusa	65	50-ennale	259.00	74.10	76.15	82.00	5.85	78.00	1.85	76.99	78.92	0.034008	7.37	35.15	25.39	2.00
Cerusa	64	500-ennale	521.00	71.40	74.83	76.00	1.17	76.00	1.17	76.04	78.82	0.021731	8.85	58.84	21.95	1.73
Cerusa	64	200-ennale	398.00	71.40	74.34	76.00	1.66	76.00	1.66	75.40	77.78	0.022545	8.22	48.42	21.10	1.73
Cerusa	64	50-ennale	259.00	71.40	73.72	76.00	2.28	76.00	2.28	74.54	76.41	0.023744	7.26	35.68	19.87	1.73
Cerusa	63	500-ennale	521.00	70.00	73.12	74.00	0.88	72.70	-0.42	74.16	76.75	0.019896	8.45	61.67	20.56	1.56
Cerusa	63	200-ennale	398.00	70.00	72.59	74.00	1.41	72.70	0.11	73.48	75.71	0.020764	7.82	50.88	20.30	1.58
Cerusa	63	50-ennale	259.00	70.00	71.93	74.00	2.07	72.70	0.77	72.63	74.35	0.022317	6.89	37.58	19.96	1.60
Cerusa	62.1	500-ennale	521.00	67.30	69.83	68.75	-1.08	68.00	-1.83	71.03	74.73	0.033521	9.81	53.11	21.00	1.97
Cerusa	62.1	200-ennale	398.00	67.30	69.38	68.75	-0.63	68.00	-1.38	70.62	73.60	0.035713	9.10	43.72	21.00	2.01
Cerusa	62.1	50-ennale	259.00	67.30	68.84	68.75	-0.09	68.00	-0.84	69.80	72.11	0.039104	8.02	32.30	21.00	2.06
Cerusa	62	500-ennale	521.00	64.60	71.69	68.00	-3.69	67.30	-4.39	68.44	72.23	0.001305	3.24	160.77	23.00	0.39
Cerusa	62	200-ennale	398.00	64.60	66.13	68.00	1.87	67.30	1.17	67.83	73.21	0.084122	11.79	33.77	22.07	3.04
Cerusa	62	50-ennale	259.00	64.60	65.68	68.00	2.32	67.30	1.62	67.03	71.71	0.108694	10.88	23.80	22.00	3.34
Cerusa	61.4	500-ennale	521.00	64.40	70.91	69.20	-1.71	69.20	-1.71	69.47	72.09	0.003541	4.82	108.02	19.00	0.65
Cerusa	61.4	200-ennale	398.00	64.40	68.31	69.20	0.89	69.20	0.89	68.77	70.65	0.012066	6.78	58.71	19.00	1.23
Cerusa	61.4	50-ennale	259.00	64.40	68.14	69.20	1.06	69.20	1.06	67.89	69.25	0.006045	4.67	55.50	19.00	0.87
Cerusa	61.3	500-ennale	521.00	64.40	70.90	69.20	-1.70	69.20	-1.70	69.47	72.09	0.003554	4.83	107.88	19.00	0.65
Cerusa	61.3	200-ennale	398.00	64.40	68.36	69.20	0.84	69.20	0.84	68.77	70.63	0.011496	6.67	59.67	19.00	1.20
Cerusa	61.3	50-ennale	259.00	64.40	68.12	69.20	1.08	69.20	1.08	67.89	69.25	0.006195	4.71	55.04	19.00	0.88
Cerusa	61.21		Bridge													
Cerusa	61.2	500-ennale	521.00	64.40	69.47	69.20	-0.27	69.20	-0.27	69.47	71.59	0.008128	6.46	80.69	19.00	1.00
Cerusa	61.2	200-ennale	398.00	64.40	68.48	69.20	0.72	69.20	0.72	68.77	70.58	0.010294	6.43	61.93	19.00	1.14
Cerusa	61.2	50-ennale	259.00	64.40	67.89	69.20	1.31	69.20	1.31	67.89	69.22	0.007954	5.11	50.65	19.00	1.00
Cerusa	61.1	500-ennale	521.00	64.00	68.67	69.20	0.53	69.20	0.53	69.25	71.51	0.012294	7.46	69.81	19.00	1.24
Cerusa	61.1	200-ennale	398.00	64.00	67.94	69.20	1.26	69.20	1.26	68.55	70.53	0.013877	7.12	55.87	19.00	1.33
Cerusa	61.1	50-ennale	259.00	64.00	67.21	69.20	1.99	69.20	1.99	67.67	69.15	0.013932	6.17	42.00	19.00	1.32
Cerusa	61	500-ennale	521.00	64.00	68.76	69.20	0.44	69.20	0.44	69.27	71.47	0.011492	7.29	71.44	19.00	1.20
Cerusa	61	200-ennale	398.00	64.00	68.16	69.20	1.04	69.20	1.04	68.54	70.40	0.011165	6.62	60.09	19.00	1.19
Cerusa	61	50-ennale	259.00	64.00	67.37	69.20	1.83	69.20	1.83	67.66	69.06	0.011321	5.76	44.95	19.00	1.20
Cerusa	60	500-ennale	521.00	61.00	64.47	70.00	5.53	68.00	3.53	66.05	69.76	0.033258	10.19	51.15	21.79	2.12

HEC-RAS Plan: Cerusa 2 River: Cerusa Reach: Cerusa (Continued)

Reach	River Sta	Profile	Q Total (m3/s)	Min Ch El (m)	W.S. Elev (m)	LOB Elev (m)	L. Freeboard (m)	ROB Elev (m)	R. Freeboard (m)	Crit W.S. (m)	E.G. Elev (m)	E.G. Slope (m/m)	Vel Chnl (m/s)	Flow Area (m2)	Top Width (m)	Froude # Chl
Cerusa	60	200-ennale	398.00	61.00	64.04	70.00	5.96	68.00	3.96	65.41	68.65	0.035310	9.51	41.84	21.07	2.15
Cerusa	60	50-ennale	259.00	61.00	63.44	70.00	6.56	68.00	4.56	64.56	67.23	0.036940	8.62	30.03	18.20	2.14
Cerusa	59	500-ennale	521.00	60.00	63.36	66.00	2.64	64.00	0.64	64.76	67.97	0.026078	9.51	54.77	21.40	1.90
Cerusa	59	200-ennale	398.00	60.00	62.91	66.00	3.09	64.00	1.09	64.12	66.83	0.026206	8.78	45.35	20.27	1.87
Cerusa	59	50-ennale	259.00	60.00	62.31	66.00	3.69	64.00	1.69	63.25	65.33	0.026574	7.70	33.63	18.77	1.84
Cerusa	58.1	500-ennale	521.00	58.20	59.98	60.00	0.02	59.00	-0.98	61.17	64.39	0.050873	9.30	56.04	38.86	2.47
Cerusa	58.1	200-ennale	398.00	58.20	59.79	60.00	0.21	59.00	-0.79	60.73	63.19	0.044579	8.17	48.71	37.25	2.28
Cerusa	58.1	50-ennale	259.00	58.20	59.50	60.00	0.50	59.00	-0.50	60.19	61.84	0.038400	6.77	38.24	34.83	2.06
Cerusa	58	500-ennale	521.00	54.00	56.10	58.00	1.90	58.20	2.10	58.13	63.93	0.067057	12.40	42.03	20.30	2.75
Cerusa	58	200-ennale	398.00	54.00	55.70	58.00	2.30	58.20	2.50	57.49	62.71	0.075560	11.74	33.91	20.00	2.88
Cerusa	58	50-ennale	259.00	54.00	55.18	58.00	2.82	58.20	3.02	56.62	61.34	0.101495	11.00	23.55	20.00	3.23
Cerusa	57	500-ennale	521.00	52.20	55.37	60.00	4.63	58.00	2.63	56.92	60.45	0.031750	9.99	52.16	22.05	2.07
Cerusa	57	200-ennale	398.00	52.20	54.99	60.00	5.01	58.00	3.01	56.26	59.18	0.031176	9.07	43.90	21.48	2.02
Cerusa	57	50-ennale	259.00	52.20	54.49	60.00	5.51	58.00	3.51	55.42	57.56	0.030513	7.76	33.38	20.74	1.95
Cerusa	56	500-ennale	521.00	49.00	52.42	60.00	7.58	54.00	1.58	53.80	56.93	0.032798	9.40	55.43	26.49	2.07
Cerusa	56	200-ennale	398.00	49.00	52.08	60.00	7.92	54.00	1.92	53.22	55.82	0.032283	8.57	46.42	25.27	2.02
Cerusa	56	50-ennale	259.00	49.00	51.58	60.00	8.42	54.00	2.42	52.47	54.43	0.030112	7.48	34.63	22.06	1.91
Cerusa	55.3	500-ennale	521.00	48.00	50.89	55.70	4.81	54.00	3.11	51.90	54.29	0.019813	8.17	63.80	23.89	1.60
Cerusa	55.3	200-ennale	398.00	48.00	50.42	55.70	5.28	54.00	3.58	51.28	53.33	0.020743	7.56	52.65	23.42	1.61
Cerusa	55.3	50-ennale	259.00	48.00	49.80	55.70	5.90	54.00	4.20	50.49	52.13	0.023464	6.76	38.31	22.80	1.66
Cerusa	55.2	500-ennale	521.00	48.00	50.94	55.70	4.76	54.00	3.06	51.90	54.24	0.018843	8.04	64.79	23.84	1.56
Cerusa	55.2	200-ennale	398.00	48.00	50.47	55.70	5.23	54.00	3.53	51.28	53.28	0.019606	7.43	53.56	23.37	1.57
Cerusa	55.2	50-ennale	259.00	48.00	49.84	55.70	5.86	54.00	4.16	50.49	52.08	0.021952	6.63	39.08	22.74	1.61
Cerusa	55.11		Bridge													
Cerusa	55.1	500-ennale	521.00	48.00	50.97	55.70	4.73	54.00	3.03	51.90	54.20	0.018235	7.95	65.50	23.87	1.53
Cerusa	55.1	200-ennale	398.00	48.00	50.50	55.70	5.20	54.00	3.50	51.28	53.24	0.018842	7.33	54.26	23.40	1.54
Cerusa	55.1	50-ennale	259.00	48.00	49.87	55.70	5.83	54.00	4.13	50.49	52.03	0.020806	6.51	39.76	22.77	1.57
Cerusa	55	500-ennale	521.00	48.00	51.06	55.70	4.64	54.00	2.94	51.89	54.06	0.016427	7.67	67.88	24.06	1.46
Cerusa	55	200-ennale	398.00	48.00	50.59	55.70	5.11	54.00	3.41	51.28	53.10	0.016492	7.01	56.75	23.59	1.44
Cerusa	55	50-ennale	259.00	48.00	49.97	55.70	5.73	54.00	4.03	50.49	51.88	0.017242	6.12	42.30	22.97	1.44
Cerusa	54	500-ennale	521.00	46.60	49.06	53.40	4.34	49.40	0.34	49.93	52.04	0.023743	7.66	68.04	34.00	1.73
Cerusa	54	200-ennale	398.00	46.60	48.76	53.40	4.64	49.40	0.64	49.46	51.17	0.023240	6.88	57.89	34.00	1.68
Cerusa	54	50-ennale	259.00	46.60	48.37	53.40	5.03	49.40	1.03	48.86	50.09	0.022875	5.81	44.56	34.00	1.62
Cerusa	53.2	500-ennale	521.00	45.80	48.66	52.00	3.34	52.00	3.34	49.28	50.98	0.014360	6.74	77.24	33.32	1.41
Cerusa	53.2	200-ennale	398.00	45.80	48.30	52.00	3.70	52.00	3.70	48.78	50.19	0.013961	6.09	65.39	32.60	1.37
Cerusa	53.2	50-ennale	259.00	45.80	47.79	52.00	4.21	52.00	4.21	48.14	49.21	0.014005	5.27	49.14	30.85	1.33
Cerusa	53.1	500-ennale	521.00	45.80	48.70	52.00	3.30	52.00	3.30	49.28	50.94	0.013678	6.64	78.49	33.39	1.38
Cerusa	53.1	200-ennale	398.00	45.80	48.35	52.00	3.65	52.00	3.65	48.78	50.15	0.013000	5.95	66.93	32.69	1.33

HEC-RAS Plan: Cerusa 2 River: Cerusa Reach: Cerusa (Continued)

Reach	River Sta	Profile	Q Total (m3/s)	Min Ch El (m)	W.S. Elev (m)	LOB Elev (m)	L. Freeboard (m)	ROB Elev (m)	R. Freeboard (m)	Crit W.S. (m)	E.G. Elev (m)	E.G. Slope (m/m)	Vel Chnl (m/s)	Flow Area (m2)	Top Width (m)	Froude # Chl
Cerusa	53.1	50-ennale	259.00	45.80	47.86	52.00	4.14	52.00	4.14	48.14	49.16	0.012445	5.06	51.16	31.21	1.26
Cerusa	53.01		Bridge													
Cerusa	53	500-ennale	521.00	45.80	48.74	52.00	3.26	52.00	3.26	49.28	50.91	0.012955	6.52	79.90	33.48	1.35
Cerusa	53	200-ennale	398.00	45.80	48.39	52.00	3.61	52.00	3.61	48.78	50.12	0.012164	5.82	68.39	32.78	1.29
Cerusa	53	50-ennale	259.00	45.80	47.91	52.00	4.09	52.00	4.09	48.14	49.13	0.011233	4.89	52.98	31.53	1.20
Cerusa	52.1	500-ennale	521.00	45.80	48.51	50.00	1.49	50.00	1.49	49.15	50.81	0.014623	6.72	77.51	34.78	1.44
Cerusa	52.1	200-ennale	398.00	45.80	48.17	50.00	1.83	50.00	1.83	48.66	50.03	0.013901	6.04	65.92	33.59	1.38
Cerusa	52.1	50-ennale	259.00	45.80	47.69	50.00	2.31	50.00	2.31	48.02	49.04	0.013329	5.16	50.23	31.60	1.31
Cerusa	52	500-ennale	521.00	43.00	46.00	48.00	2.00	48.00	2.00	47.37	50.56	0.032799	9.46	55.10	27.01	2.11
Cerusa	52	200-ennale	398.00	43.00	45.57	48.00	2.43	48.00	2.43	46.81	49.76	0.036831	9.07	43.88	25.08	2.19
Cerusa	52	50-ennale	259.00	43.00	44.99	48.00	3.01	48.00	3.01	46.07	48.77	0.047097	8.62	30.06	22.46	2.38
Cerusa	51	500-ennale	521.00	40.00	43.24	50.00	6.76	46.00	2.76	44.73	48.02	0.029661	9.69	53.79	22.24	1.99
Cerusa	51	200-ennale	398.00	40.00	42.78	50.00	7.22	46.00	3.22	44.03	47.00	0.032546	9.10	43.76	21.78	2.05
Cerusa	51	50-ennale	259.00	40.00	42.24	50.00	7.76	46.00	3.76	43.21	45.56	0.036008	8.06	32.12	21.24	2.09
Cerusa	50	500-ennale	521.00	38.60	41.11	45.70	4.59	46.00	4.89	42.32	45.19	0.032371	8.95	58.21	30.50	2.07
Cerusa	50	200-ennale	398.00	38.60	40.81	45.70	4.89	46.00	5.19	41.80	44.14	0.032004	8.08	49.23	30.10	2.02
Cerusa	50	50-ennale	259.00	38.60	40.43	45.70	5.27	46.00	5.57	41.14	42.81	0.031122	6.83	37.90	29.59	1.93
Cerusa	49	500-ennale	521.00	36.00	39.43	43.00	3.57	40.00	0.57	40.39	42.63	0.020951	7.93	65.73	28.28	1.66
Cerusa	49	200-ennale	398.00	36.00	39.03	43.00	3.97	40.00	0.97	39.86	41.73	0.020959	7.28	54.69	26.97	1.63
Cerusa	49	50-ennale	259.00	36.00	38.49	43.00	4.51	40.00	1.51	39.12	40.57	0.021600	6.39	40.56	25.19	1.61
Cerusa	48.3	500-ennale	521.00	34.65	40.46	40.60	0.14	42.06	1.60		41.53	0.003389	4.59	113.53	21.67	0.64
Cerusa	48.3	200-ennale	398.00	34.65	39.57	40.60	1.03	42.06	2.49		40.48	0.003383	4.22	94.38	21.50	0.64
Cerusa	48.3	50-ennale	259.00	34.65	38.49	40.60	2.11	42.06	3.57		39.16	0.003303	3.64	71.22	21.24	0.63
Cerusa	48.2	500-ennale	521.00	34.65	40.44	40.60	0.16	42.06	1.62	39.08	41.52	0.003417	4.60	113.20	21.67	0.64
Cerusa	48.2	200-ennale	398.00	34.65	39.56	40.60	1.04	42.06	2.50	38.42	40.47	0.003417	4.23	94.06	21.50	0.65
Cerusa	48.2	50-ennale	259.00	34.65	38.47	40.60	2.13	42.06	3.59	37.59	39.15	0.003346	3.65	70.92	21.24	0.64
Cerusa	48.11		Bridge													
Cerusa	48.1	500-ennale	521.00	34.65	38.34	40.60	2.26	42.06	3.72	39.08	41.33	0.015356	7.66	68.01	21.21	1.37
Cerusa	48.1	200-ennale	398.00	34.65	37.79	40.60	2.81	42.06	4.27	38.42	40.32	0.015720	7.04	56.51	21.08	1.37
Cerusa	48.1	50-ennale	259.00	34.65	37.10	40.60	3.50	42.06	4.96	37.59	39.04	0.016575	6.16	42.04	20.91	1.39
Cerusa	48	500-ennale	521.00	34.65	39.08	40.60	1.52	42.06	2.98	39.08	41.05	0.008211	6.21	83.87	21.38	1.00
Cerusa	48	200-ennale	398.00	34.65	38.43	40.60	2.17	42.06	3.63	38.43	40.08	0.008260	5.70	69.88	21.23	1.00
Cerusa	48	50-ennale	259.00	34.65	37.59	40.60	3.01	42.06	4.47	37.59	38.84	0.008506	4.97	52.16	21.03	1.01
Cerusa	47	500-ennale	521.00	34.22	37.24	40.00	2.76	40.00	2.76	38.19	40.47	0.019266	7.96	65.43	26.08	1.60
Cerusa	47	200-ennale	398.00	34.22	38.58	40.00	1.42	40.00	1.42	37.61	39.36	0.003015	3.92	101.40	27.74	0.66
Cerusa	47	50-ennale	259.00	34.22	37.66	40.00	2.34	40.00	2.34	36.87	38.24	0.002975	3.39	76.41	26.60	0.64
Cerusa	46	500-ennale	521.00	33.30	36.92	39.15	2.23	40.00	3.08	37.59	39.67	0.013836	7.35	70.93	23.10	1.34

HEC-RAS Plan: Cerusa 2 River: Cerusa Reach: Cerusa (Continued)

Reach	River Sta	Profile	Q Total (m3/s)	Min Ch El (m)	W.S. Elev (m)	LOB Elev (m)	L. Freeboard (m)	ROB Elev (m)	R. Freeboard (m)	Crit W.S. (m)	E.G. Elev (m)	E.G. Slope (m/m)	Vel Chnl (m/s)	Flow Area (m2)	Top Width (m)	Froude # Chl
Cerusa	46	200-ennale	398.00	33.30	36.32	39.15	2.83	40.00	3.68	36.97	38.80	0.015634	6.98	57.05	22.64	1.40
Cerusa	46	50-ennale	259.00	33.30	35.60	39.15	3.55	40.00	4.40	36.16	37.64	0.018524	6.33	40.90	22.18	1.49
Cerusa	45	500-ennale	521.00	32.90	35.45	38.36	2.91	38.00	2.55	36.49	38.75	0.025853	8.05	64.71	33.08	1.84
Cerusa	45	200-ennale	398.00	32.90	37.17	38.36	1.19	38.00	0.83	35.99	37.66	0.002051	3.09	128.72	40.02	0.55
Cerusa	45	50-ennale	259.00	32.90	34.68	38.36	3.68	38.00	3.32	35.32	36.74	0.024648	6.36	40.74	29.14	1.72
Cerusa	44	500-ennale	521.00	32.41	37.22	36.90	-0.32	38.00	0.78	36.37	38.03	0.003035	4.00	130.37	37.26	0.68
Cerusa	44	200-ennale	398.00	32.41	37.01	36.90	-0.11	38.00	0.99	35.87	37.55	0.002126	3.24	122.77	37.01	0.57
Cerusa	44	50-ennale	259.00	32.41	35.23	36.90	1.67	38.00	2.77	35.23	36.16	0.007708	4.27	60.60	32.57	1.00
Cerusa	43	500-ennale	521.00	32.10	37.07	37.04	-0.03	38.00	0.93		37.91	0.002948	4.07	128.12	33.83	0.65
Cerusa	43	200-ennale	398.00	32.10	36.94	37.04	0.10	38.00	1.06		37.47	0.001893	3.21	124.07	32.21	0.52
Cerusa	43	50-ennale	259.00	32.10	34.67	37.04	2.37	38.00	3.33	34.79	35.81	0.009543	4.72	54.85	28.67	1.09
Cerusa	42.3	500-ennale	521.00	32.00	37.24	36.40	-0.84	36.78	-0.46	35.25	37.72	0.001350	3.07	169.82	35.59	0.45
Cerusa	42.3	200-ennale	398.00	32.00	37.04	36.40	-0.64	36.78	-0.26	34.79	37.35	0.000902	2.45	162.75	35.57	0.36
Cerusa	42.3	50-ennale	259.00	32.00	33.79	36.40	2.61	36.78	2.99	34.20	35.29	0.017784	5.42	47.83	33.85	1.45
Cerusa	42.2	500-ennale	521.00	32.00	37.24	36.40	-0.84	36.78	-0.46	35.25	37.72	0.001352	3.07	169.75	35.59	0.45
Cerusa	42.2	200-ennale	398.00	32.00	37.04	36.40	-0.64	36.78	-0.26	34.79	37.35	0.000903	2.45	162.71	35.57	0.36
Cerusa	42.2	50-ennale	259.00	32.00	33.83	36.40	2.57	36.78	2.95	34.20	35.25	0.016417	5.27	49.15	34.10	1.40
Cerusa	42.11		Bridge													
Cerusa	42.1	500-ennale	521.00	32.00	35.54	36.40	0.86	36.78	1.24	35.25	36.70	0.005366	4.76	109.49	35.40	0.86
Cerusa	42.1	200-ennale	398.00	32.00	35.04	36.40	1.36	36.78	1.74	34.79	36.00	0.005471	4.34	91.68	35.34	0.86
Cerusa	42.1	50-ennale	259.00	32.00	34.03	36.40	2.37	36.78	2.75	34.20	35.12	0.011027	4.61	56.21	35.23	1.16
Cerusa	42	500-ennale	521.00	32.00	35.25	36.40	1.15	36.78	1.53	35.25	36.66	0.007321	5.25	99.16	35.37	1.00
Cerusa	42	200-ennale	398.00	32.00	34.79	36.40	1.61	36.78	1.99	34.79	35.97	0.007543	4.81	82.83	35.32	1.00
Cerusa	42	50-ennale	259.00	32.00	34.05	36.40	2.35	36.78	2.73	34.20	35.11	0.010669	4.56	56.79	35.23	1.15
Cerusa	41	500-ennale	521.00	31.20	33.27	35.85	2.58	32.00	-1.27	33.88	35.44	0.018147	6.53	79.80	42.66	1.52
Cerusa	41	200-ennale	398.00	31.20	32.98	35.85	2.87	32.00	-0.98	33.47	34.75	0.018174	5.90	67.50	42.51	1.49
Cerusa	41	50-ennale	259.00	31.20	32.63	35.85	3.22	32.00	-0.63	32.95	33.87	0.017400	4.93	52.49	42.33	1.41
Cerusa	40	500-ennale	521.00	29.20	33.33	35.00	1.67	34.00	0.67	32.30	33.85	0.002257	3.21	162.52	51.99	0.58
Cerusa	40	200-ennale	398.00	29.20	32.70	35.00	2.30	34.00	1.30	31.91	33.17	0.002580	3.05	130.33	50.10	0.60
Cerusa	40	50-ennale	259.00	29.20	31.01	35.00	3.99	34.00	2.99	31.40	32.36	0.020958	5.14	50.38	44.03	1.53
Cerusa	39	500-ennale	521.00	28.10	33.43	34.00	0.57	34.00	0.57	31.38	33.73	0.000927	2.43	214.45	53.57	0.39
Cerusa	39	200-ennale	398.00	28.10	32.80	34.00	1.20	34.00	1.20	30.98	33.05	0.000898	2.20	181.21	52.00	0.38
Cerusa	39	50-ennale	259.00	28.10	31.64	34.00	2.36	34.00	2.36	30.47	31.87	0.001258	2.11	122.57	49.10	0.43