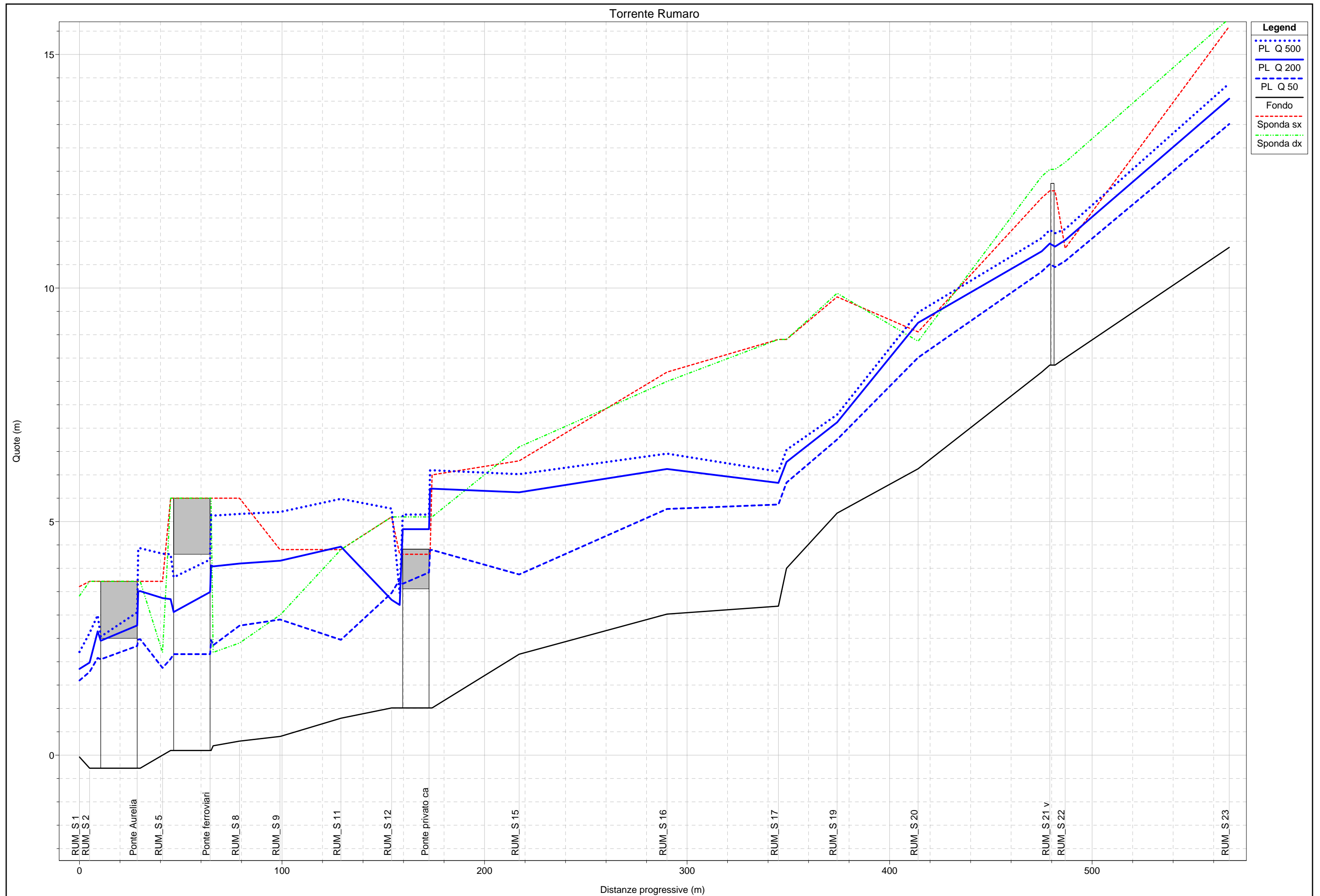
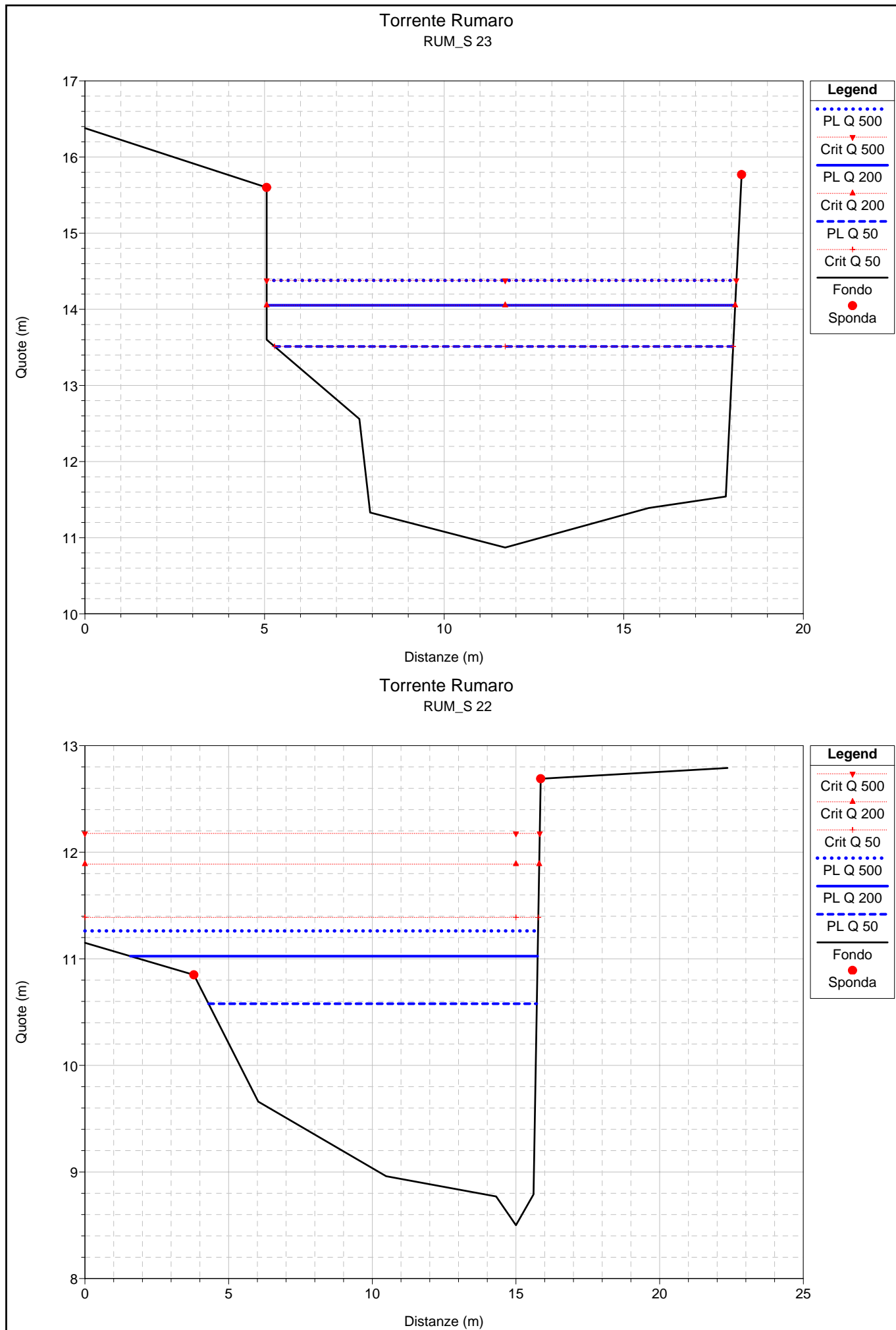


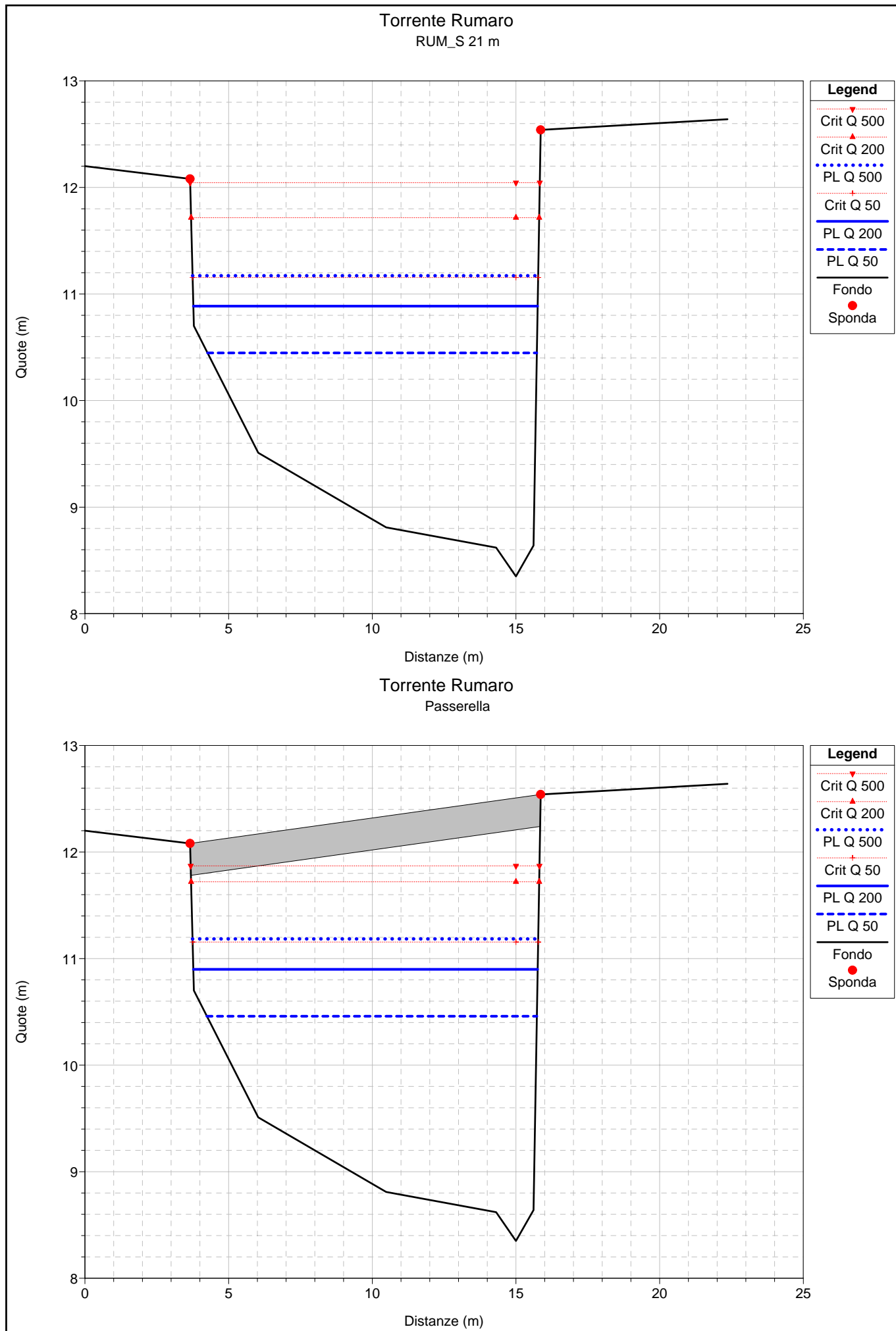
Torrente Rumaro

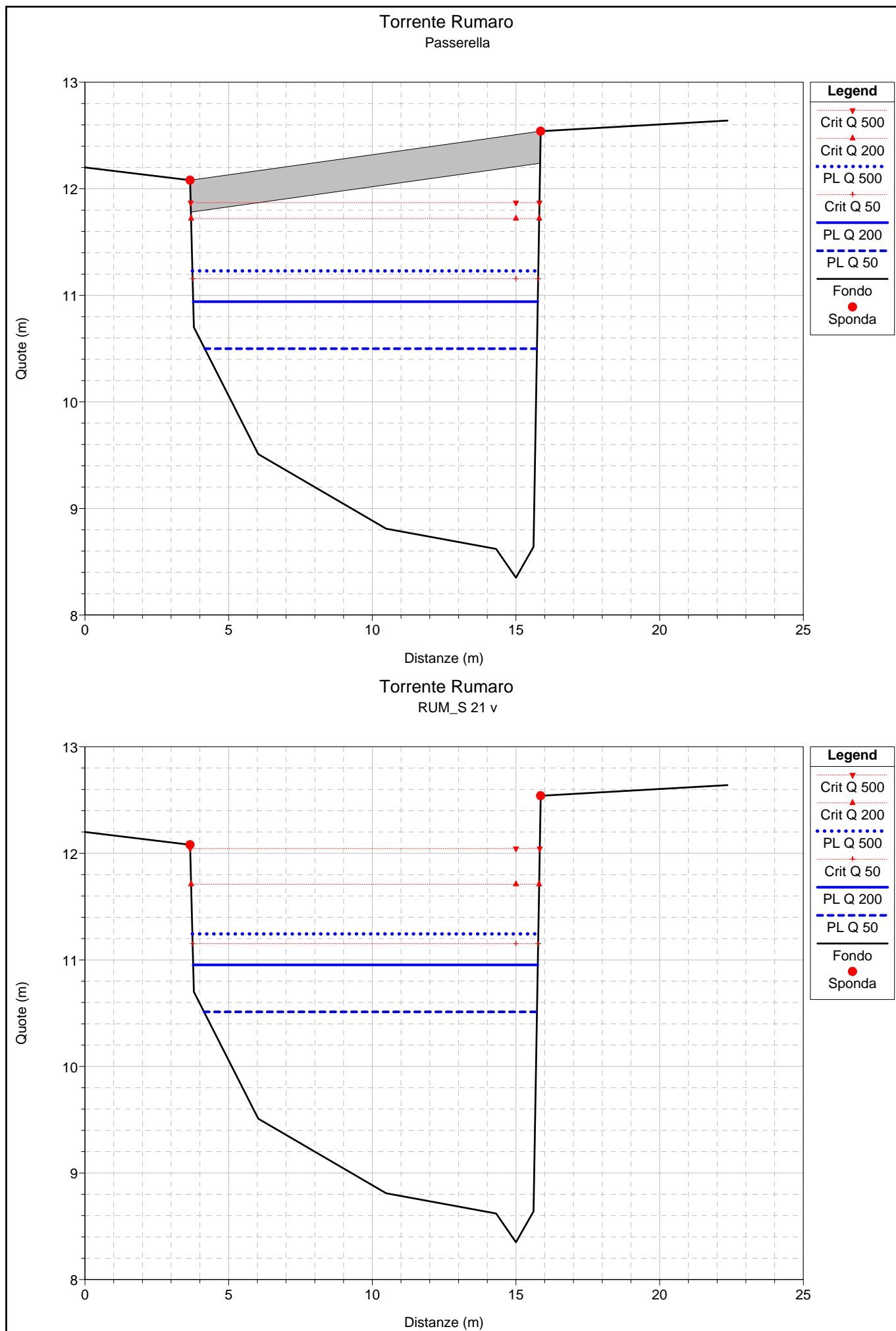
dalla sezione RUM_S32 alla RUM_S1

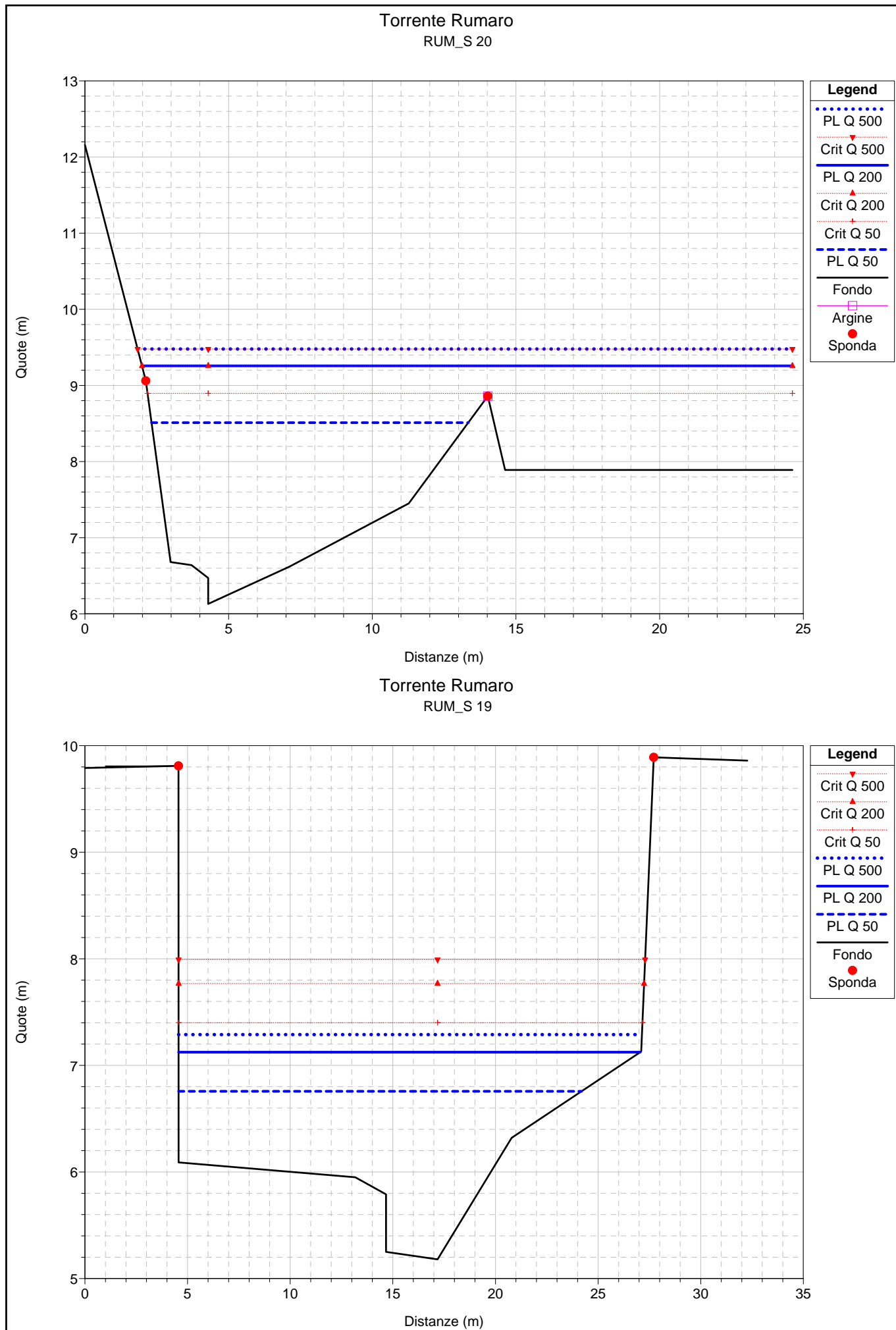
- Profili di corrente
- Sezioni idrauliche
- Tabelle dei risultati



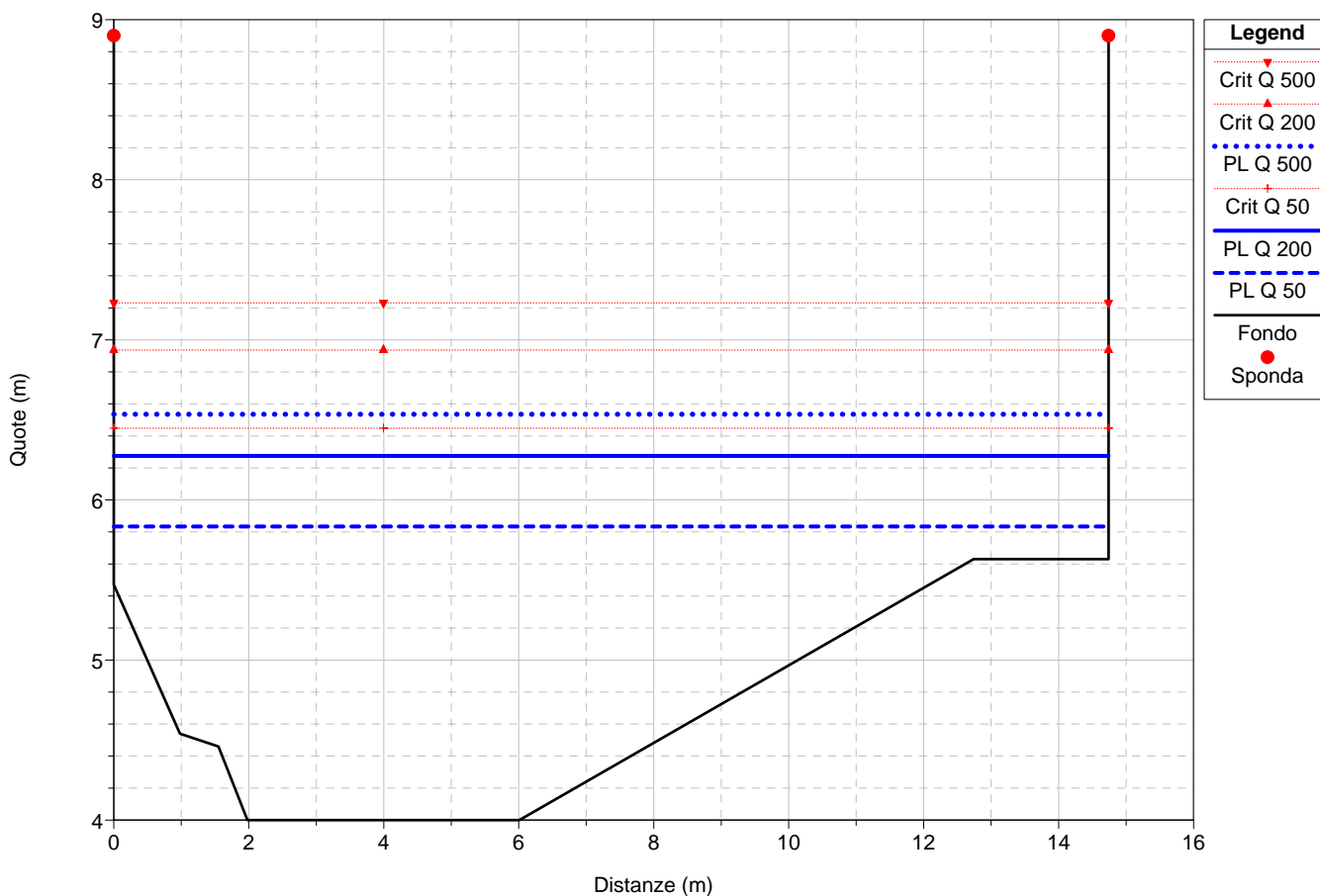




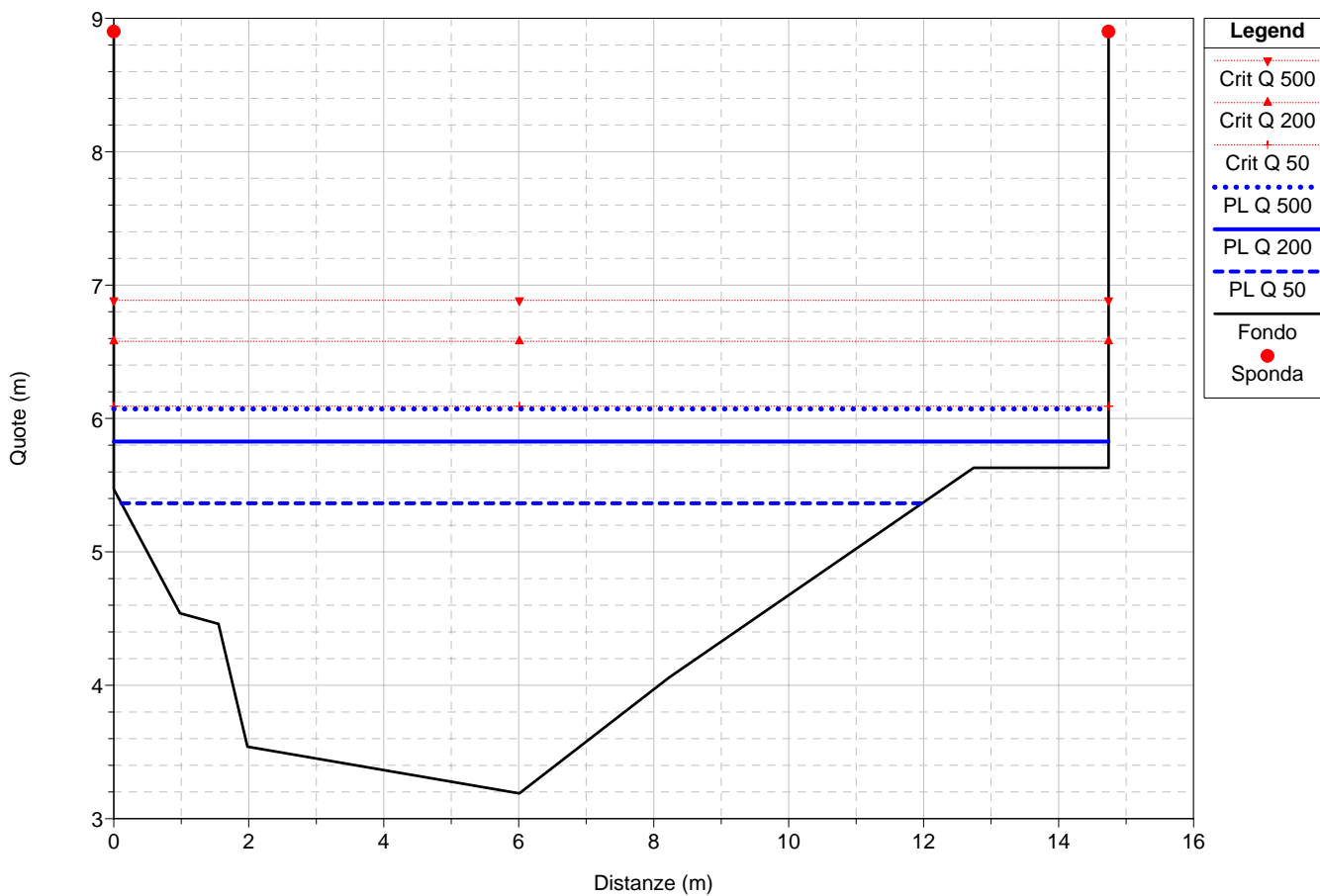


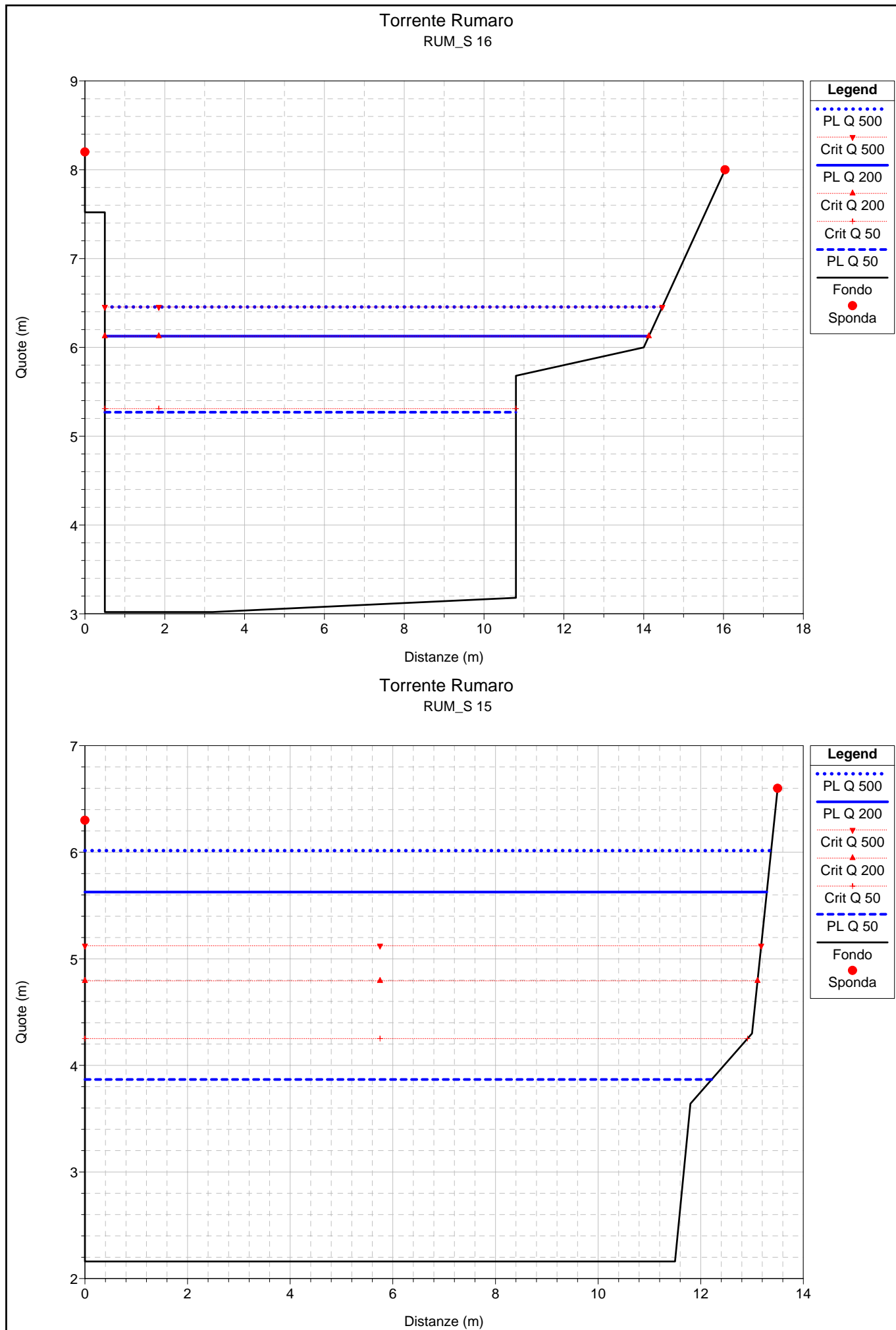


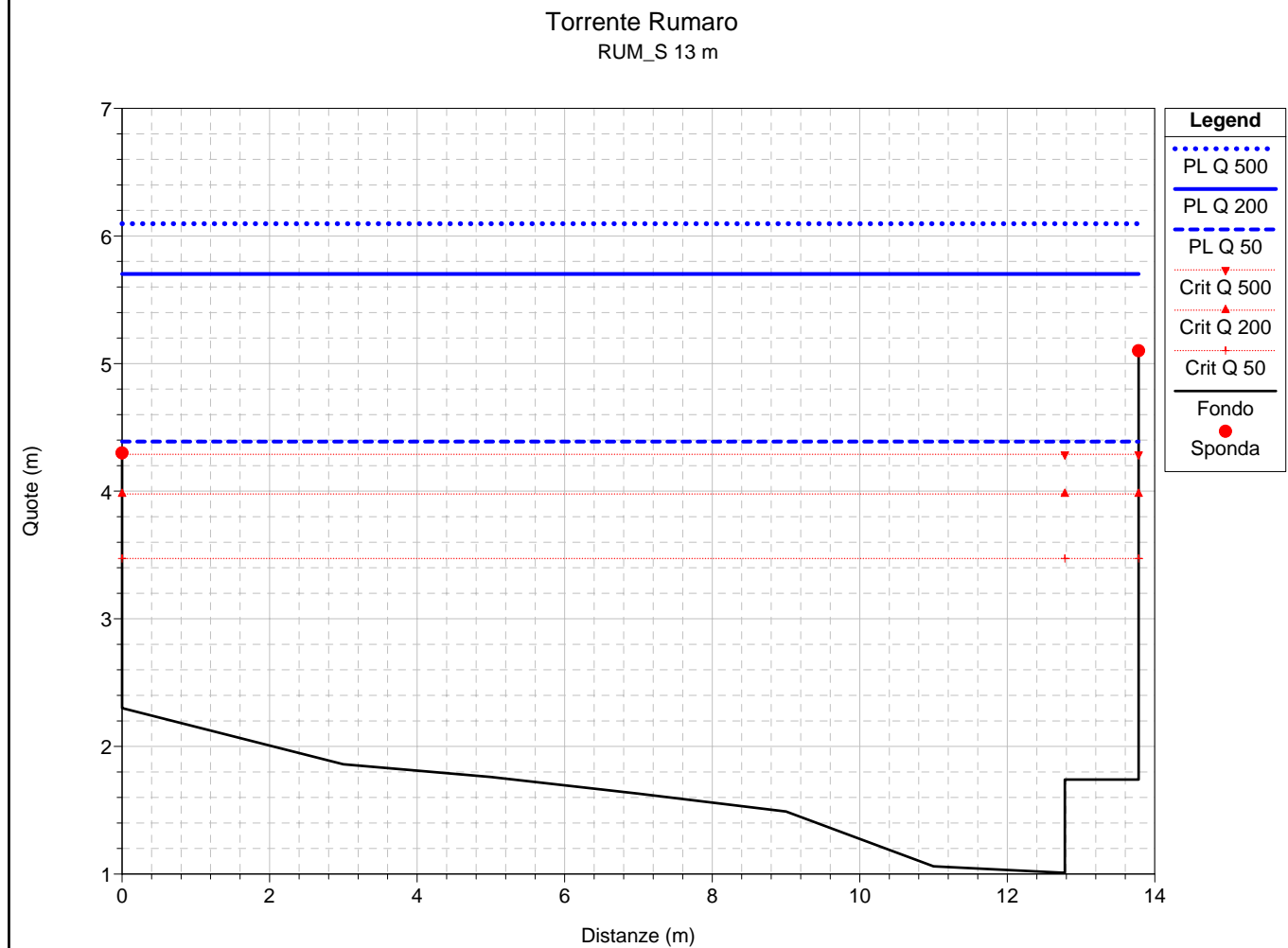
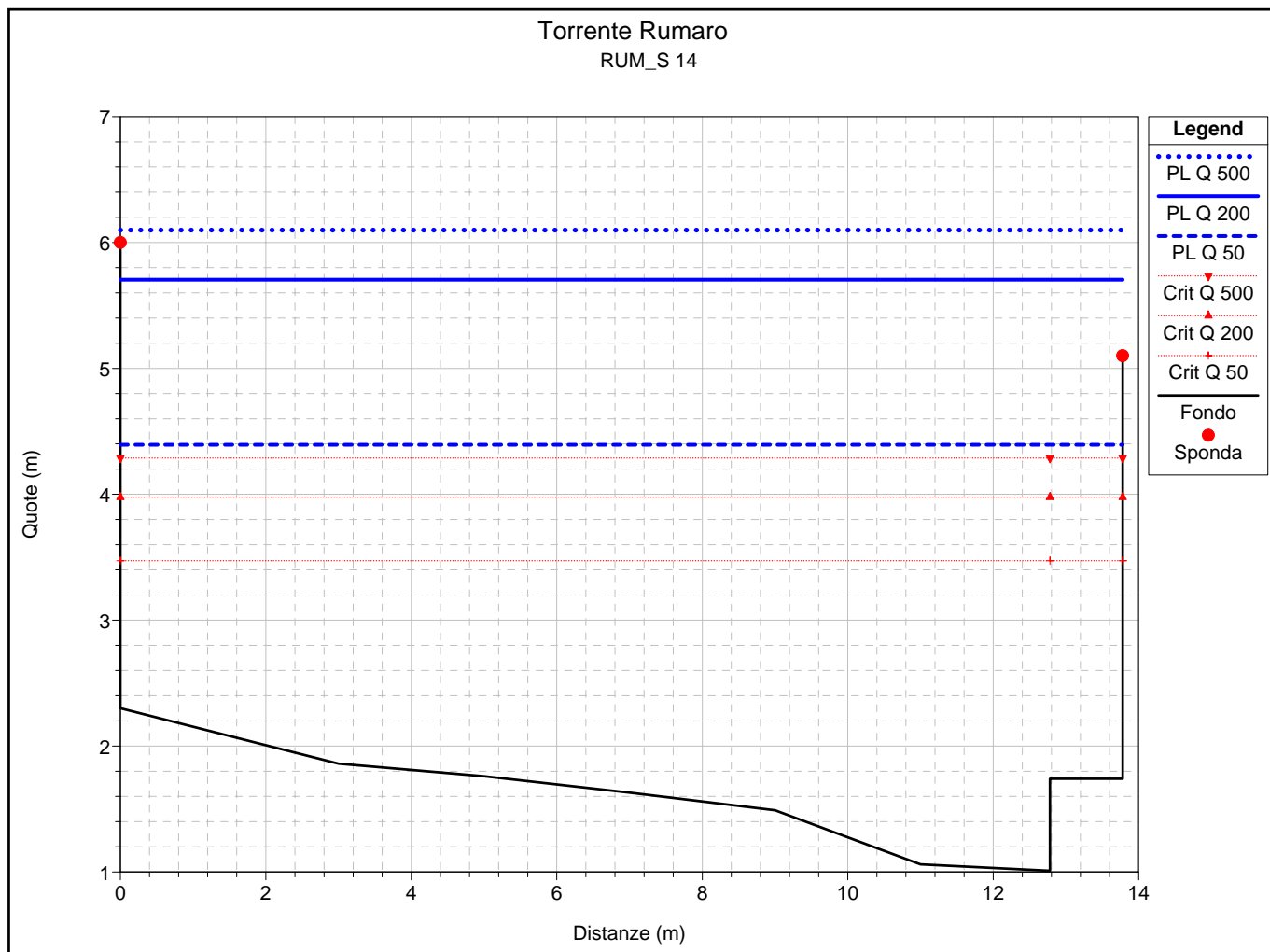
Torrente Rumaro
RUM_S 18



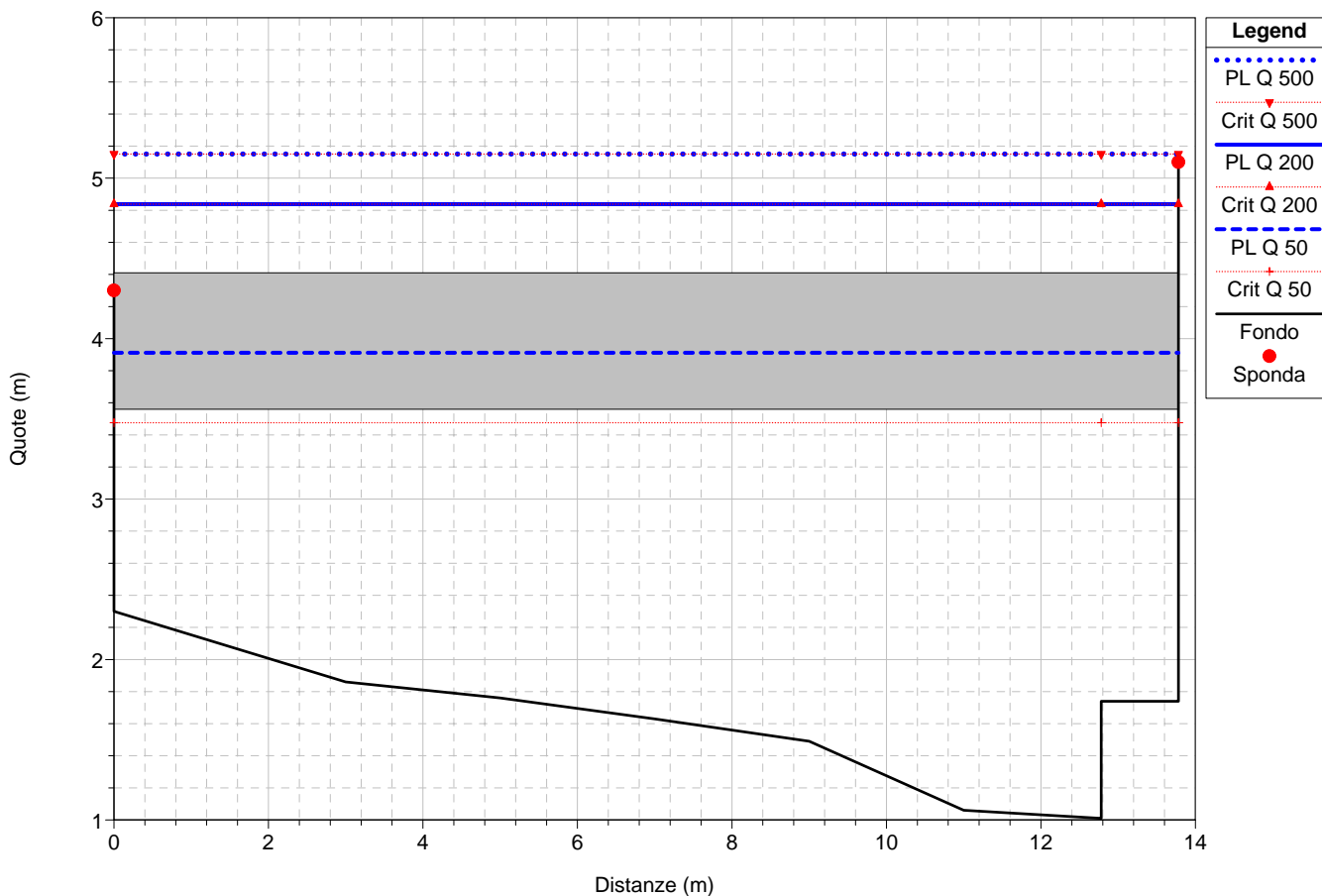
Torrente Rumaro
RUM_S 17



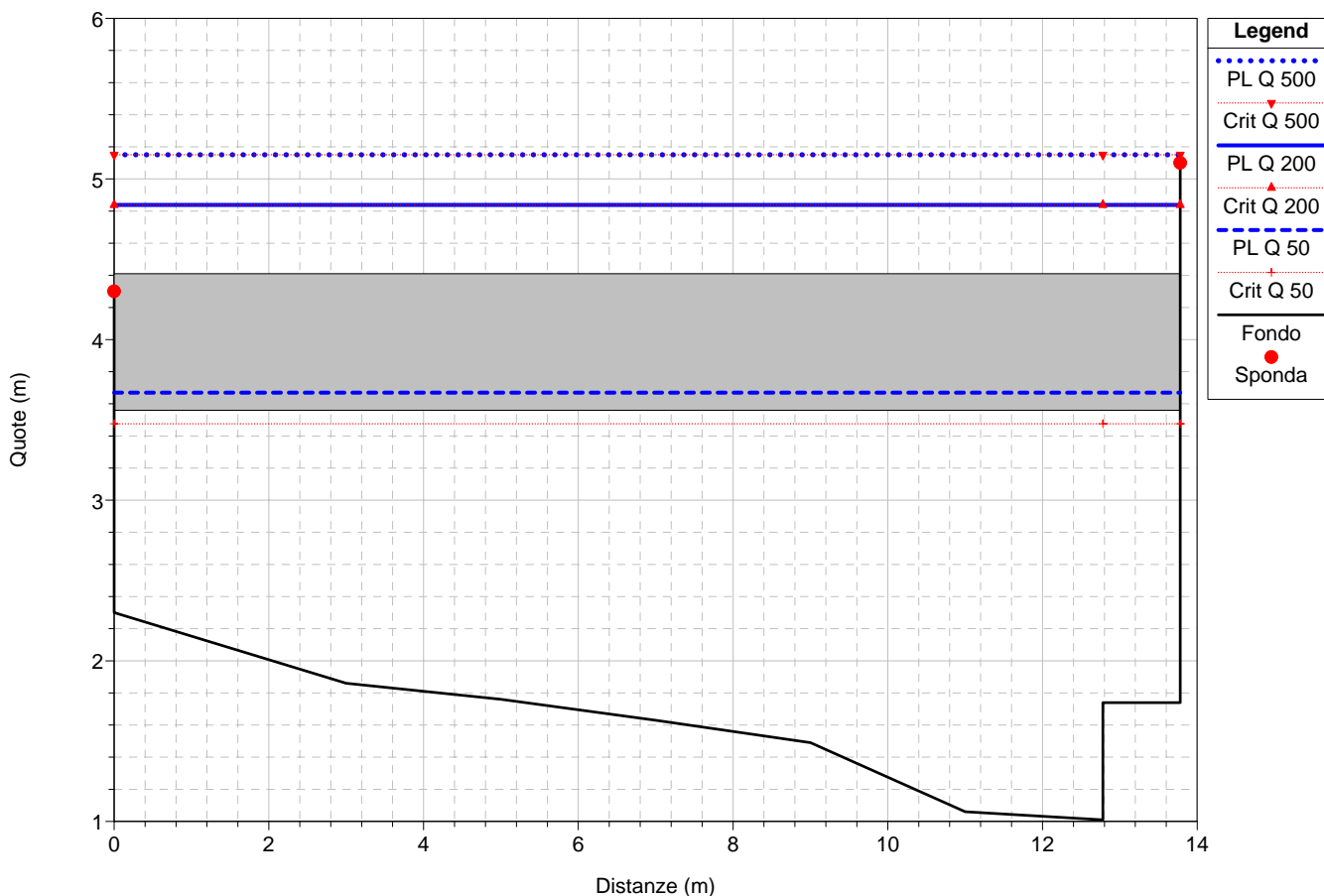


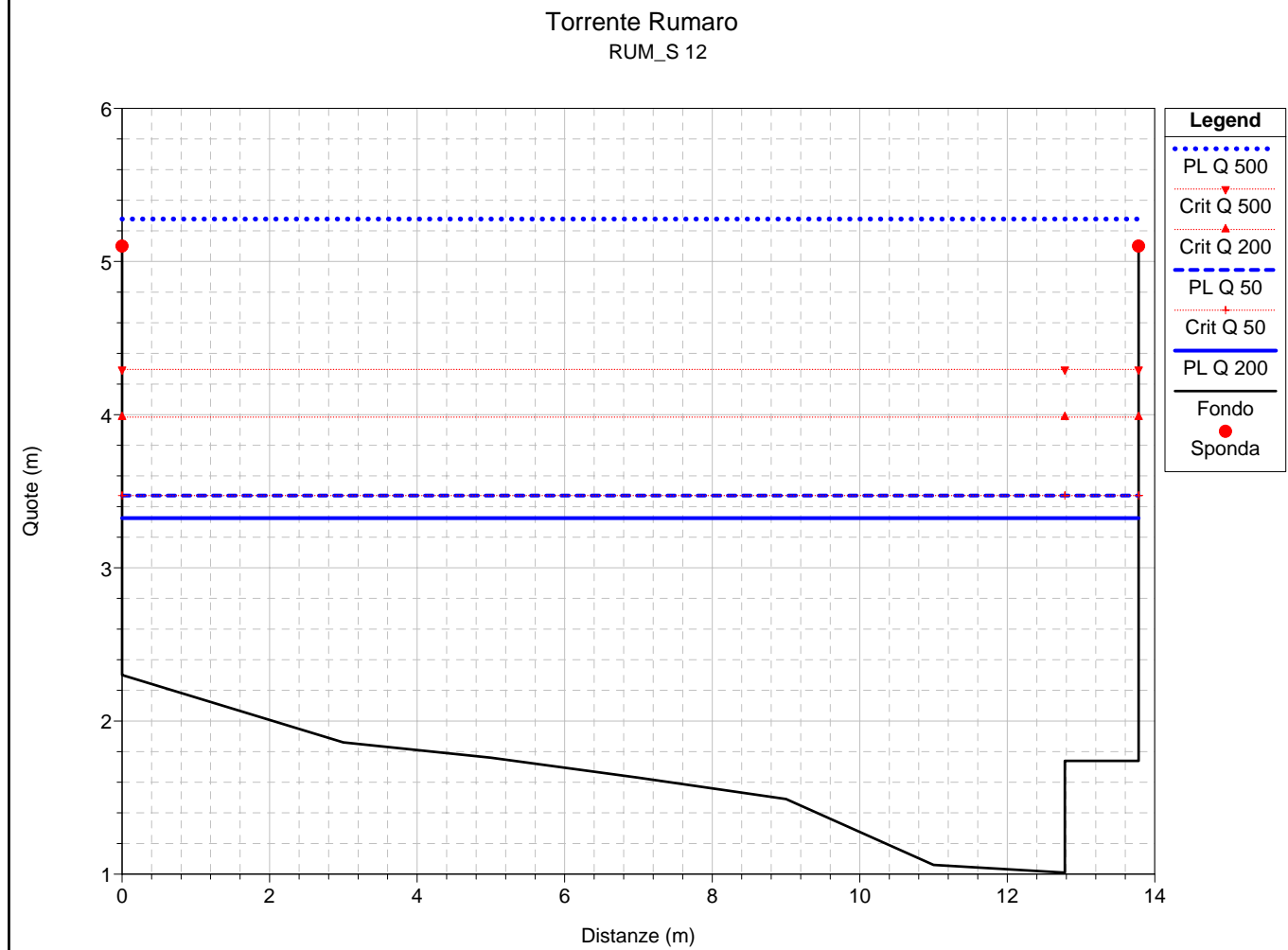
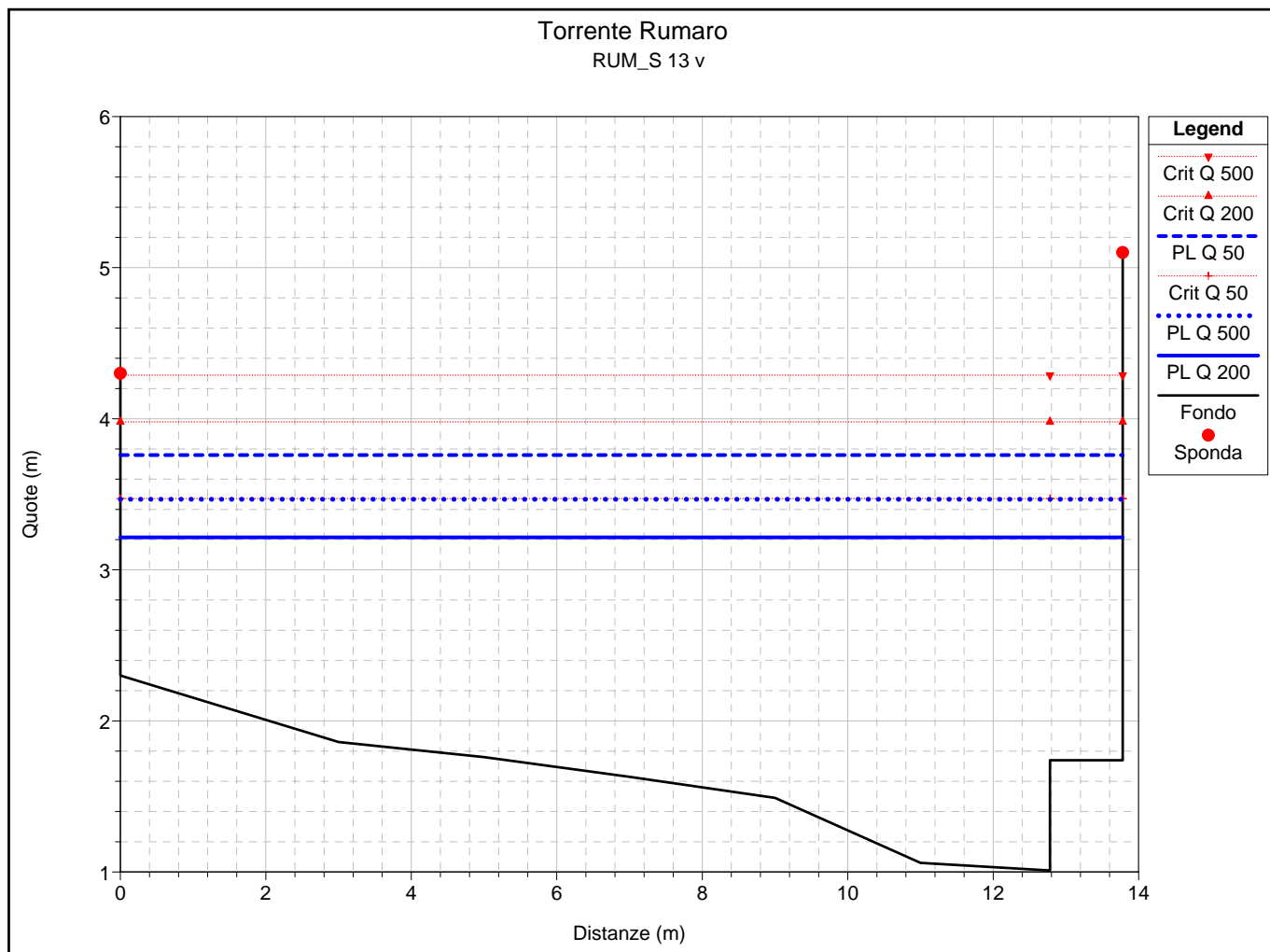


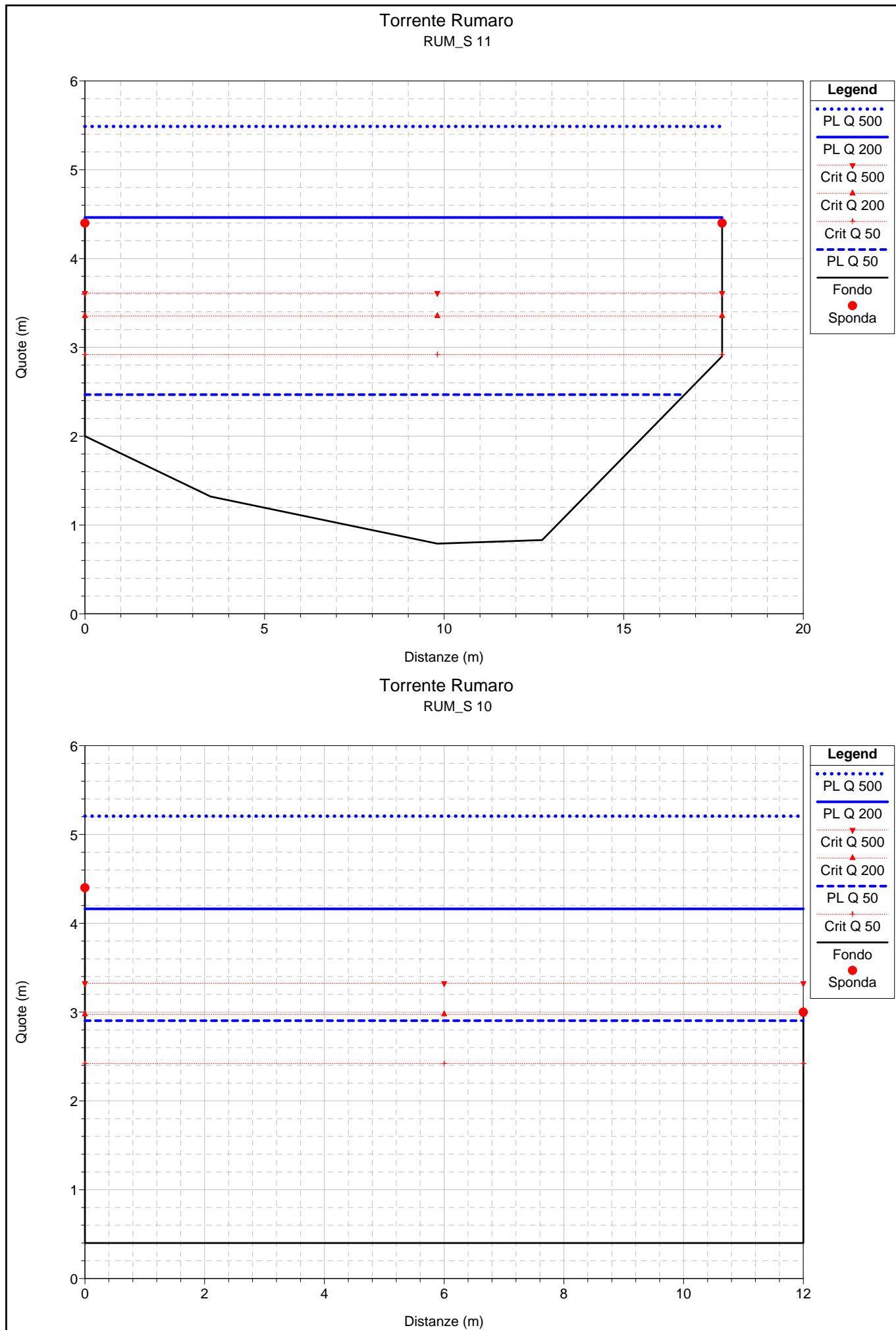
Torrente Rumaro
Ponte privato ca

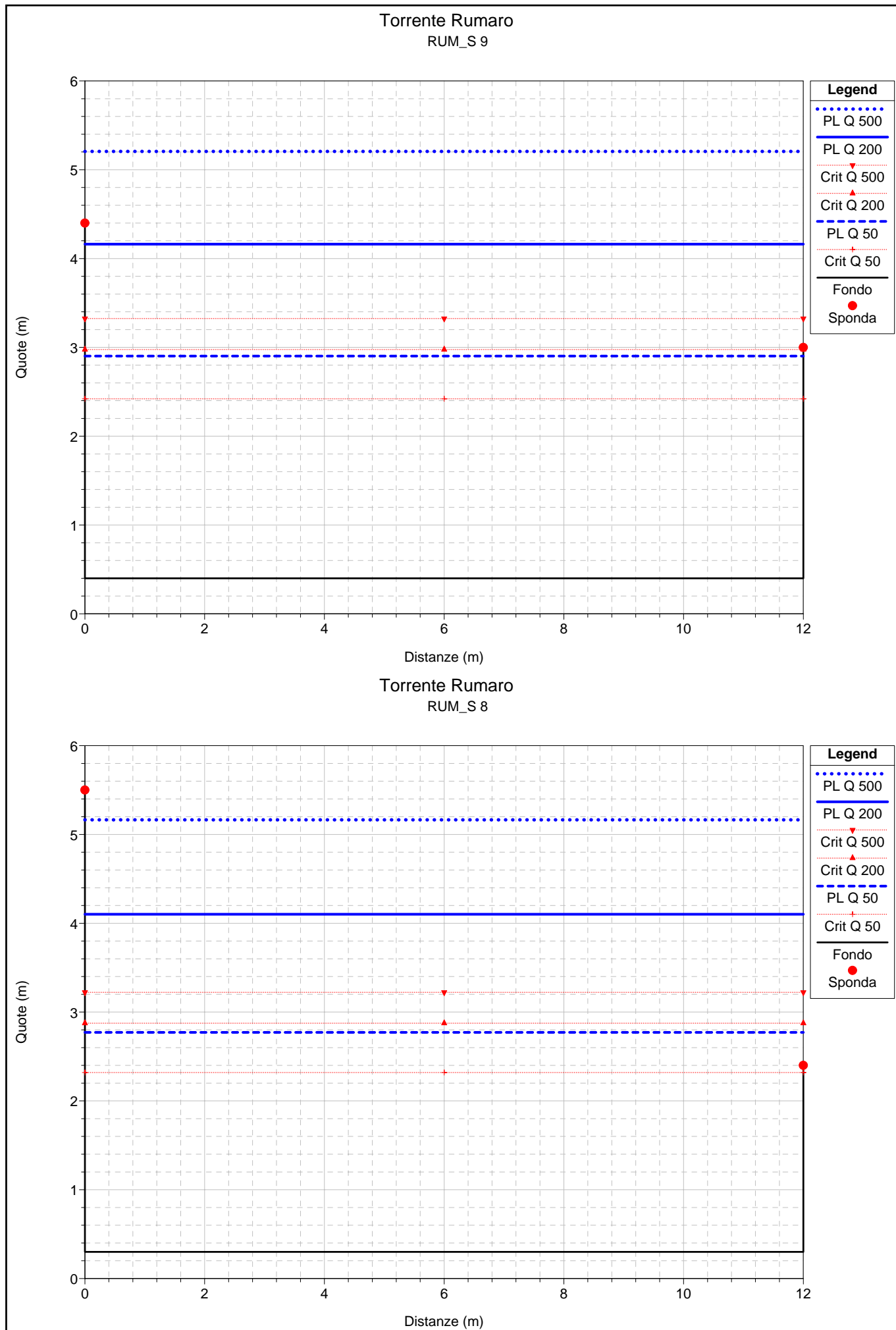


Torrente Rumaro
Ponte privato ca

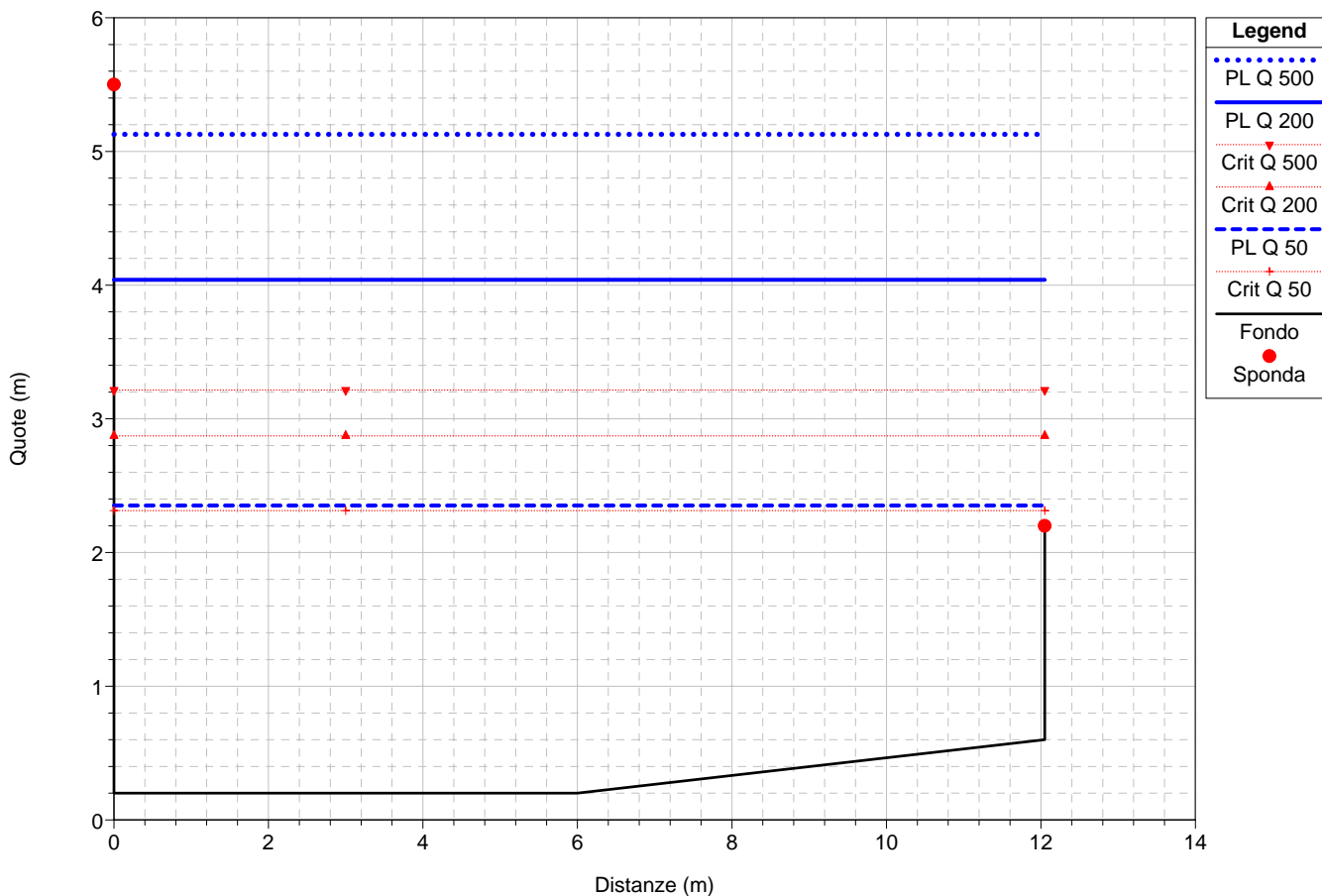




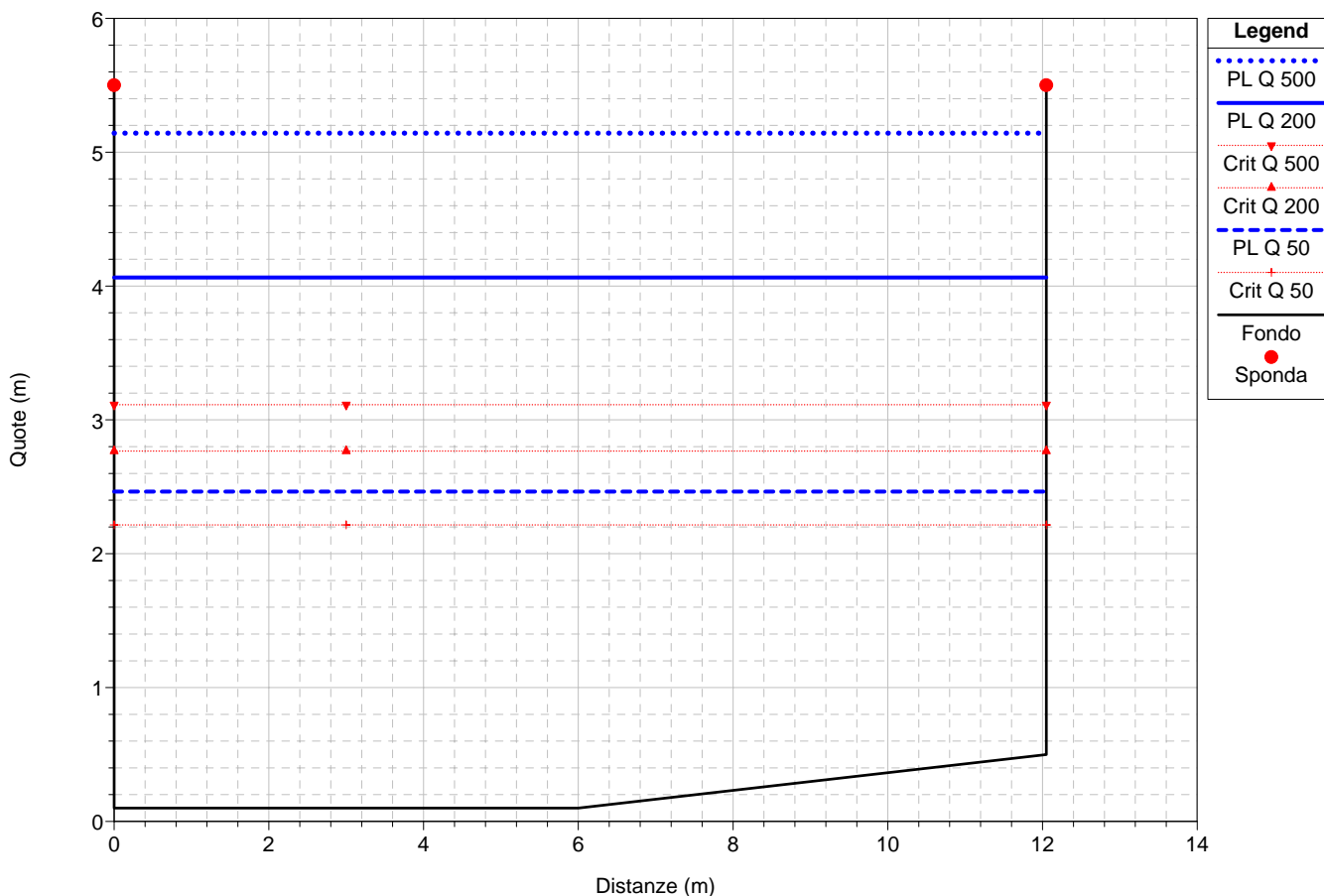




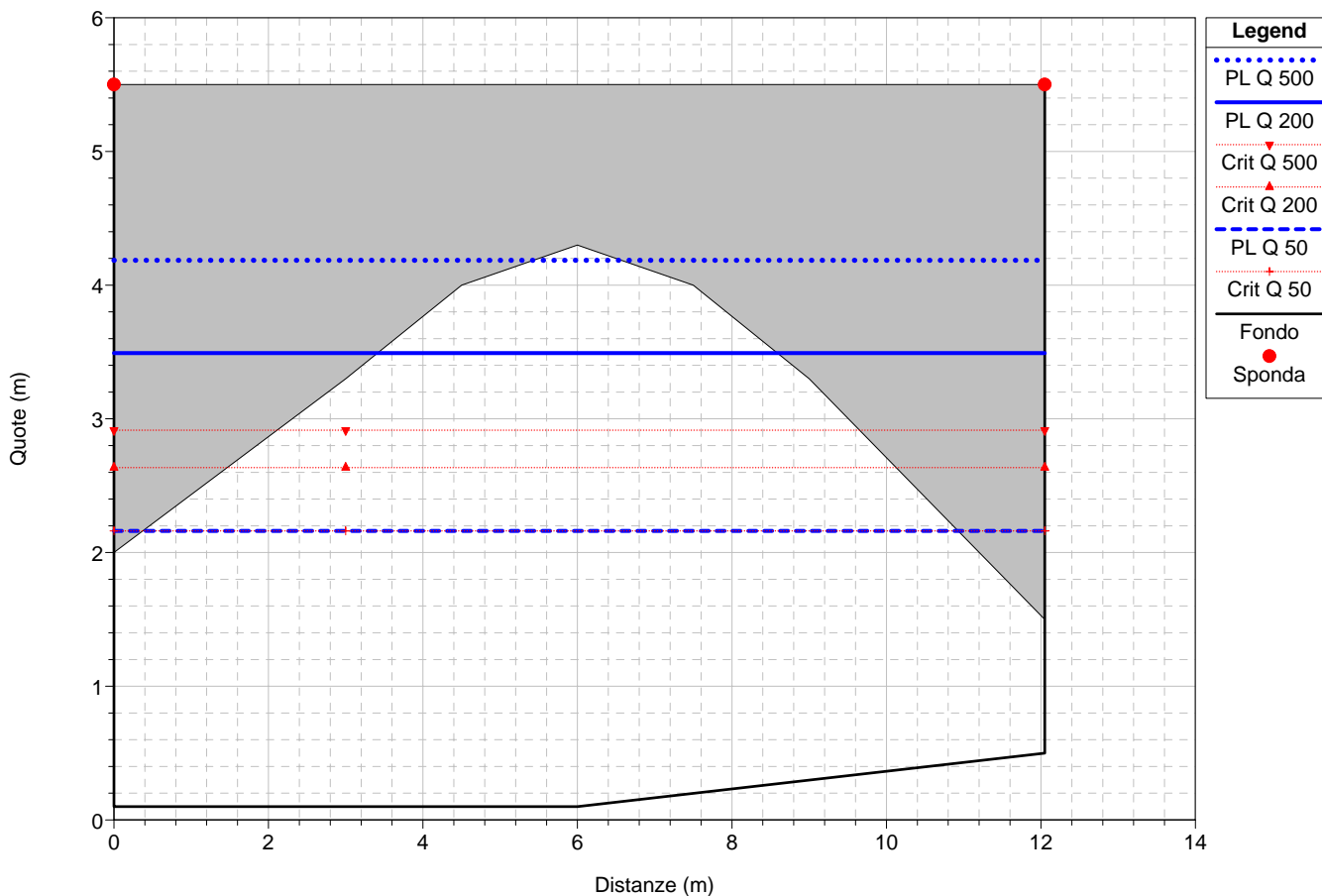
Torrente Rumaro
RUM_S 7



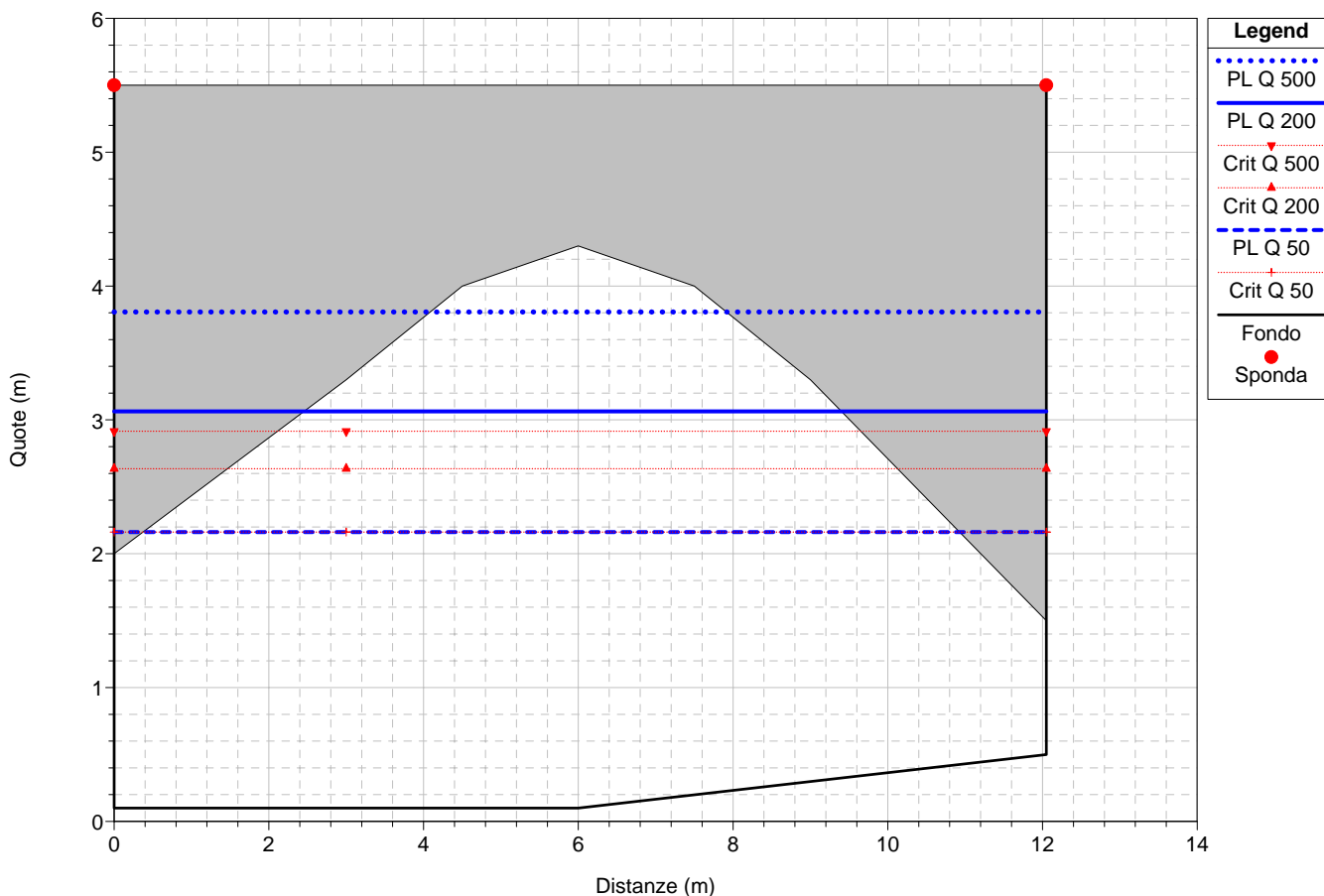
Torrente Rumaro
RUM_S 6 m



Torrente Rumaro
Ponte ferroviari

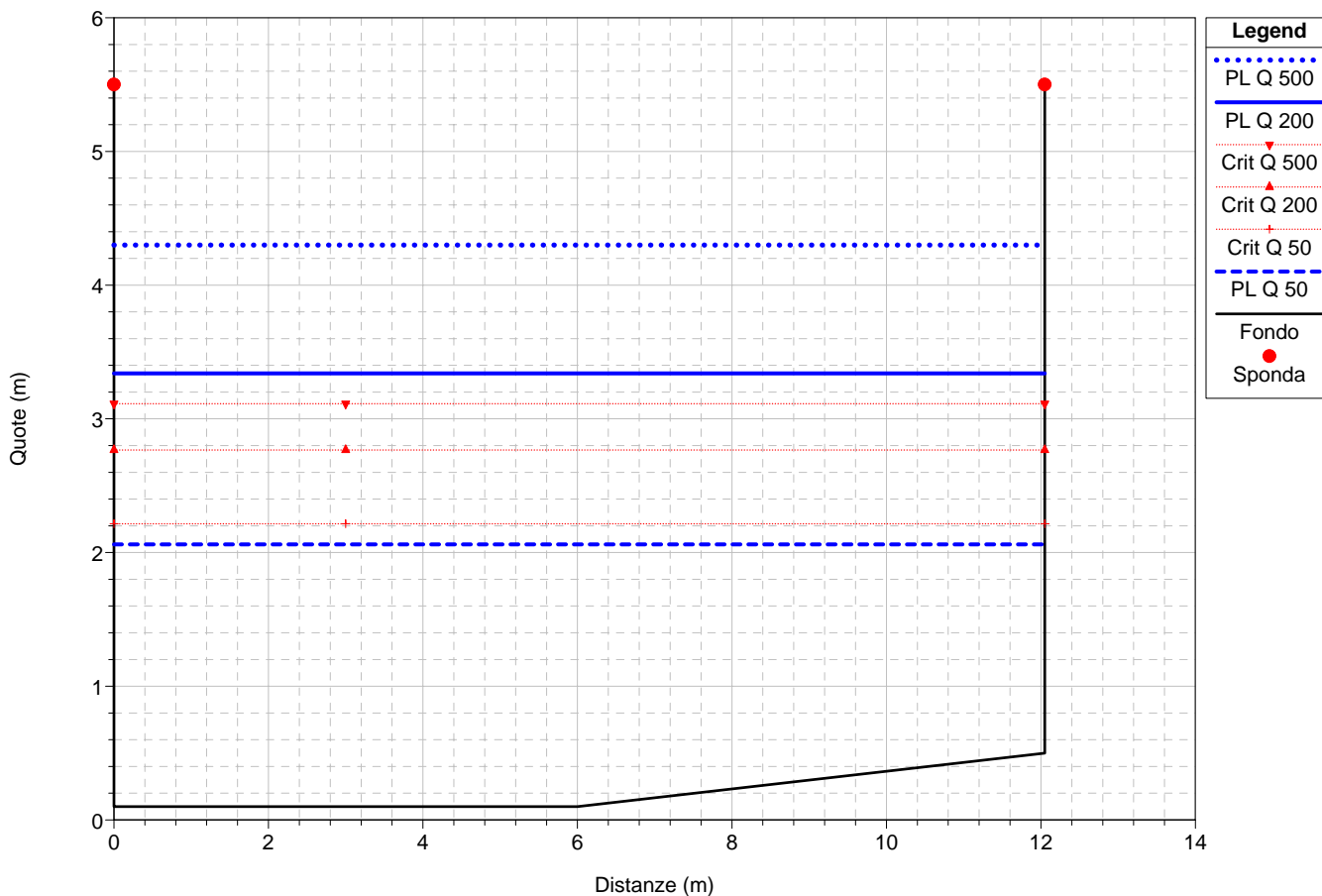


Torrente Rumaro
Ponte ferroviari



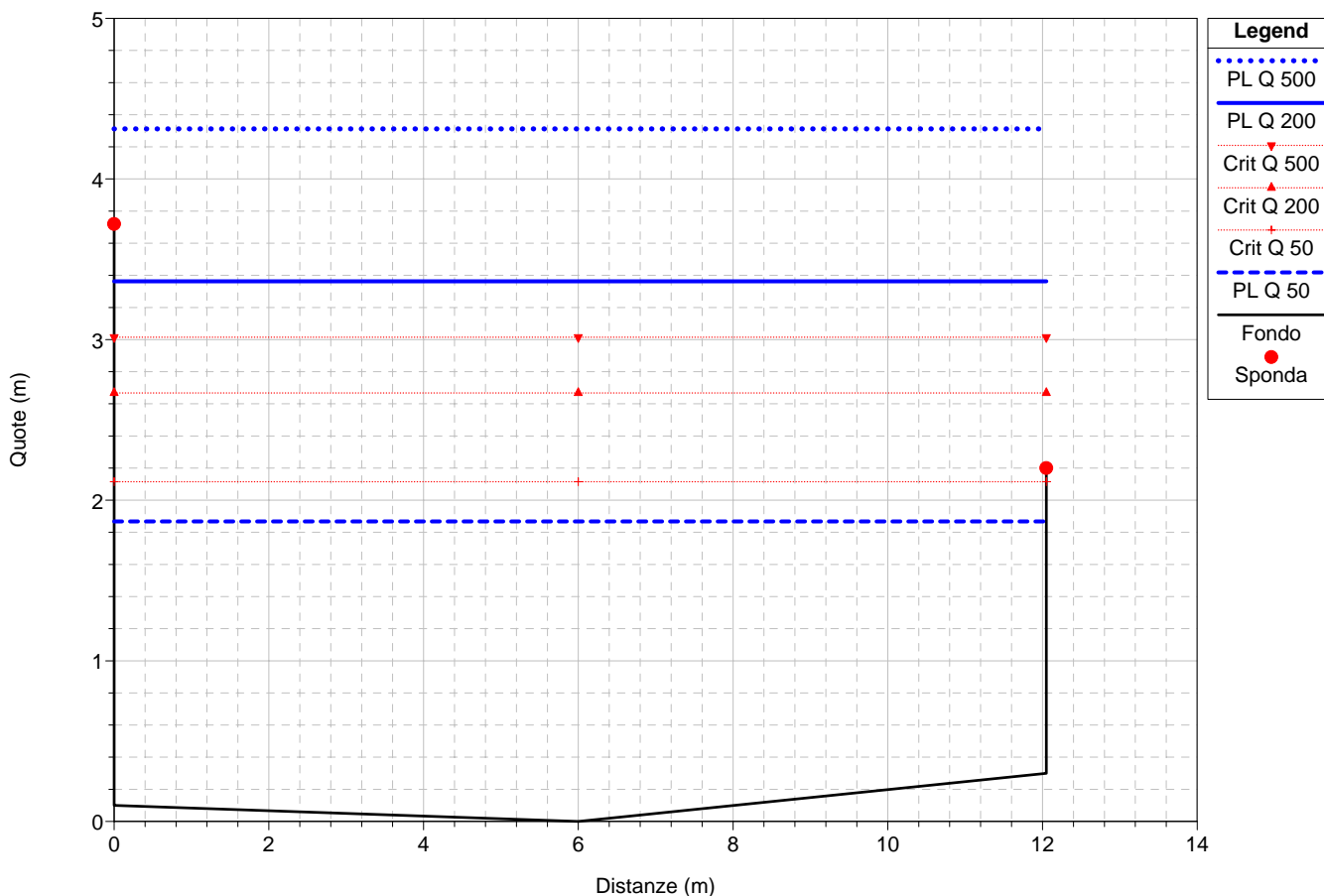
Torrente Rumaro

RUM_S 6 v

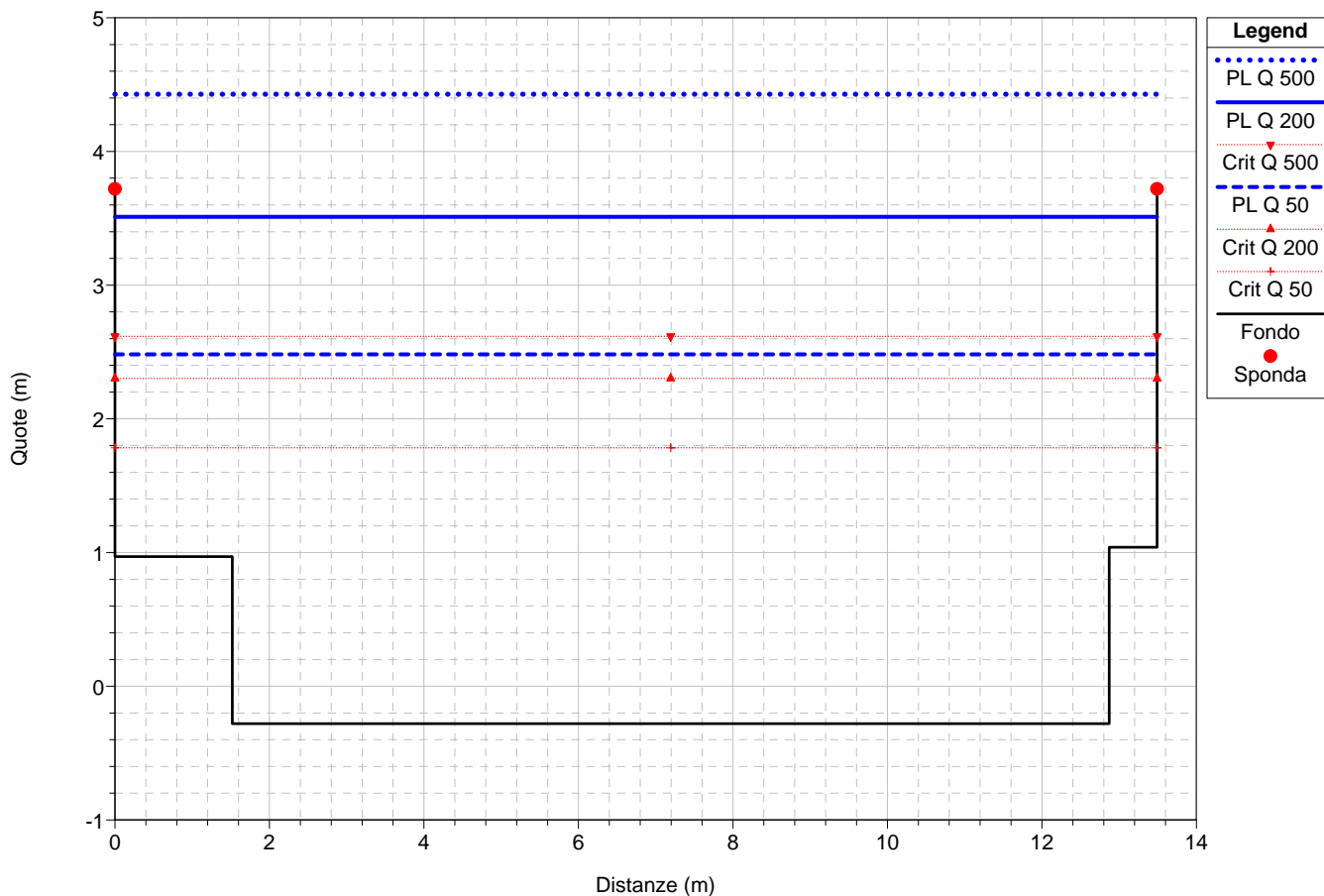


Torrente Rumaro

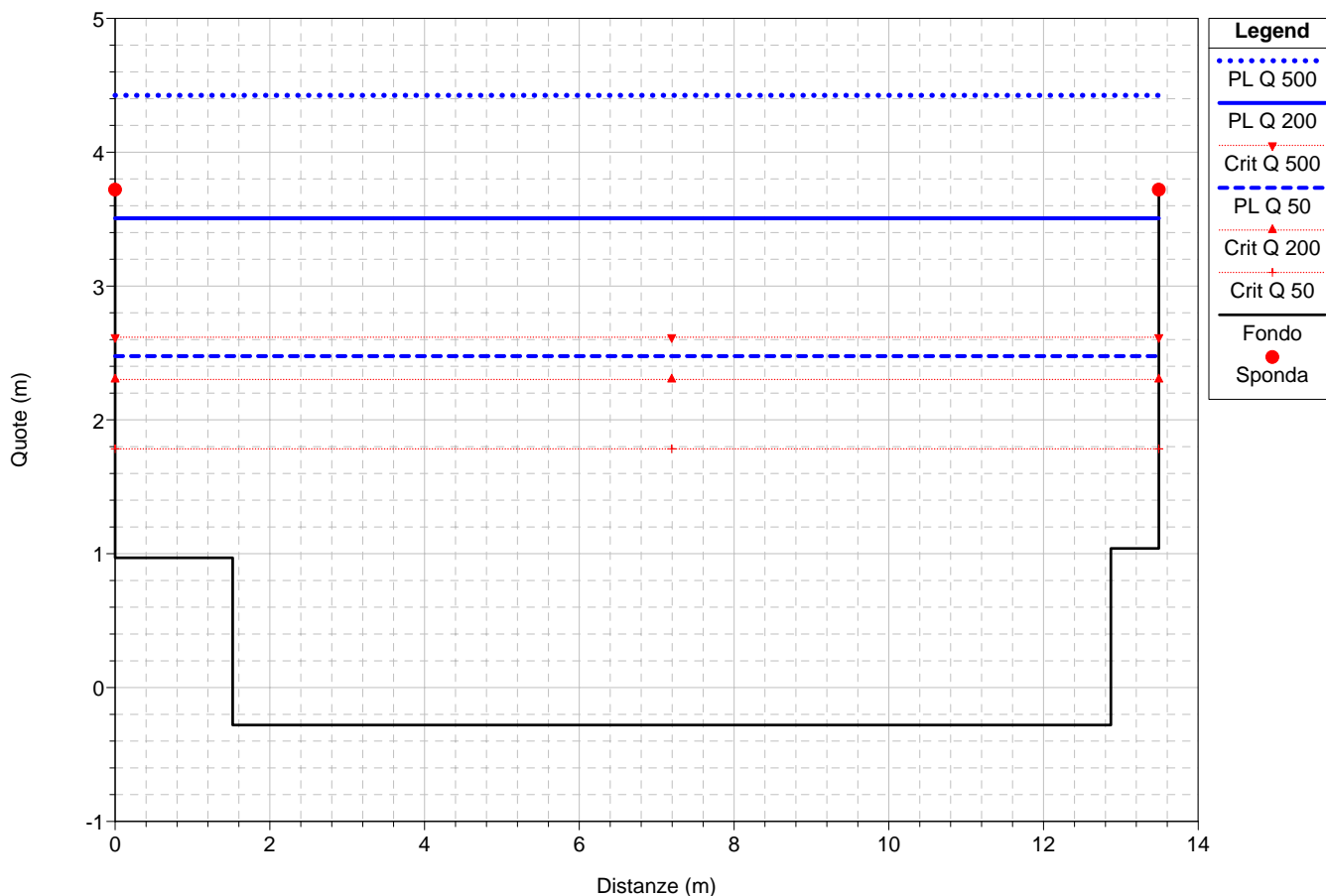
RUM_S 5

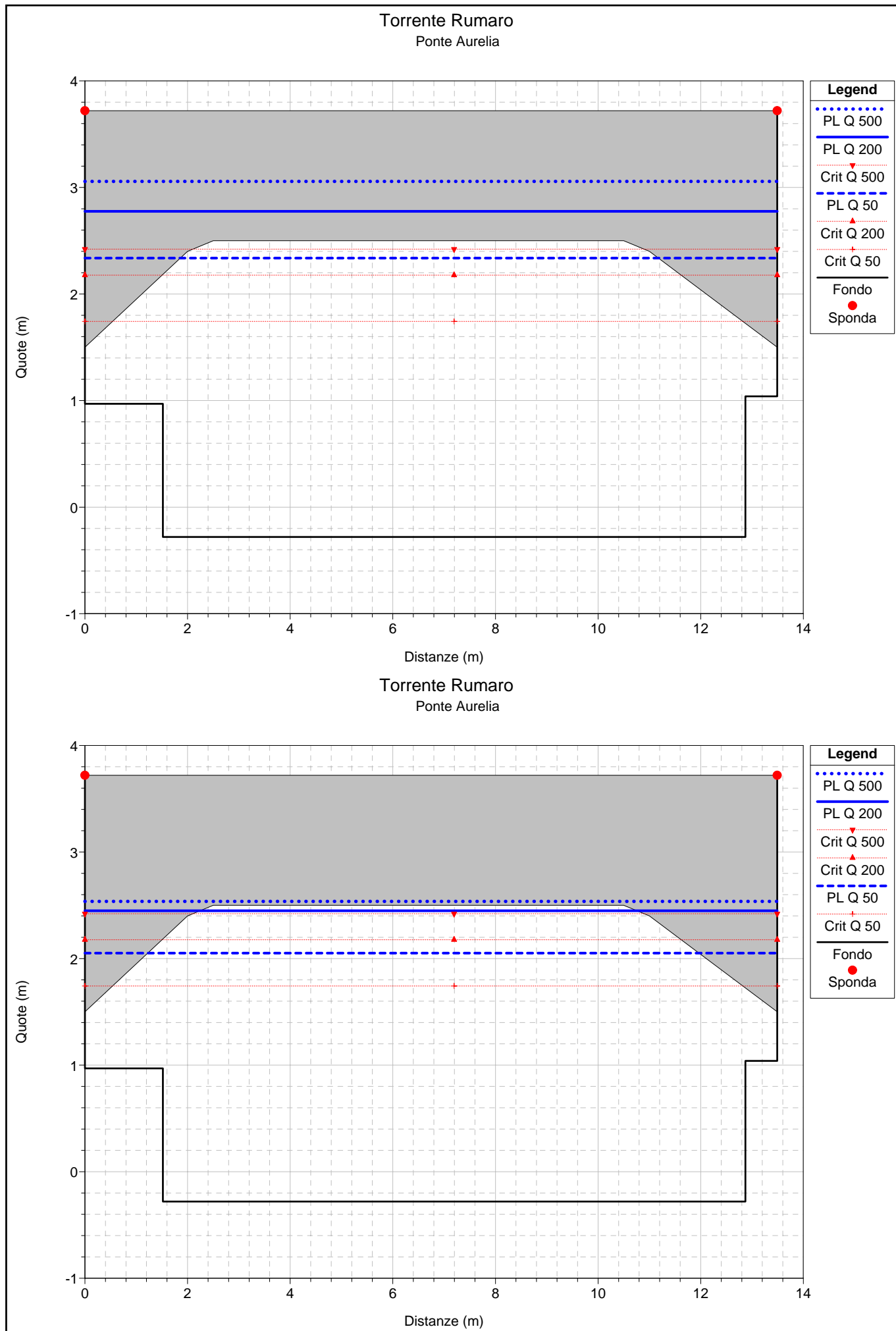


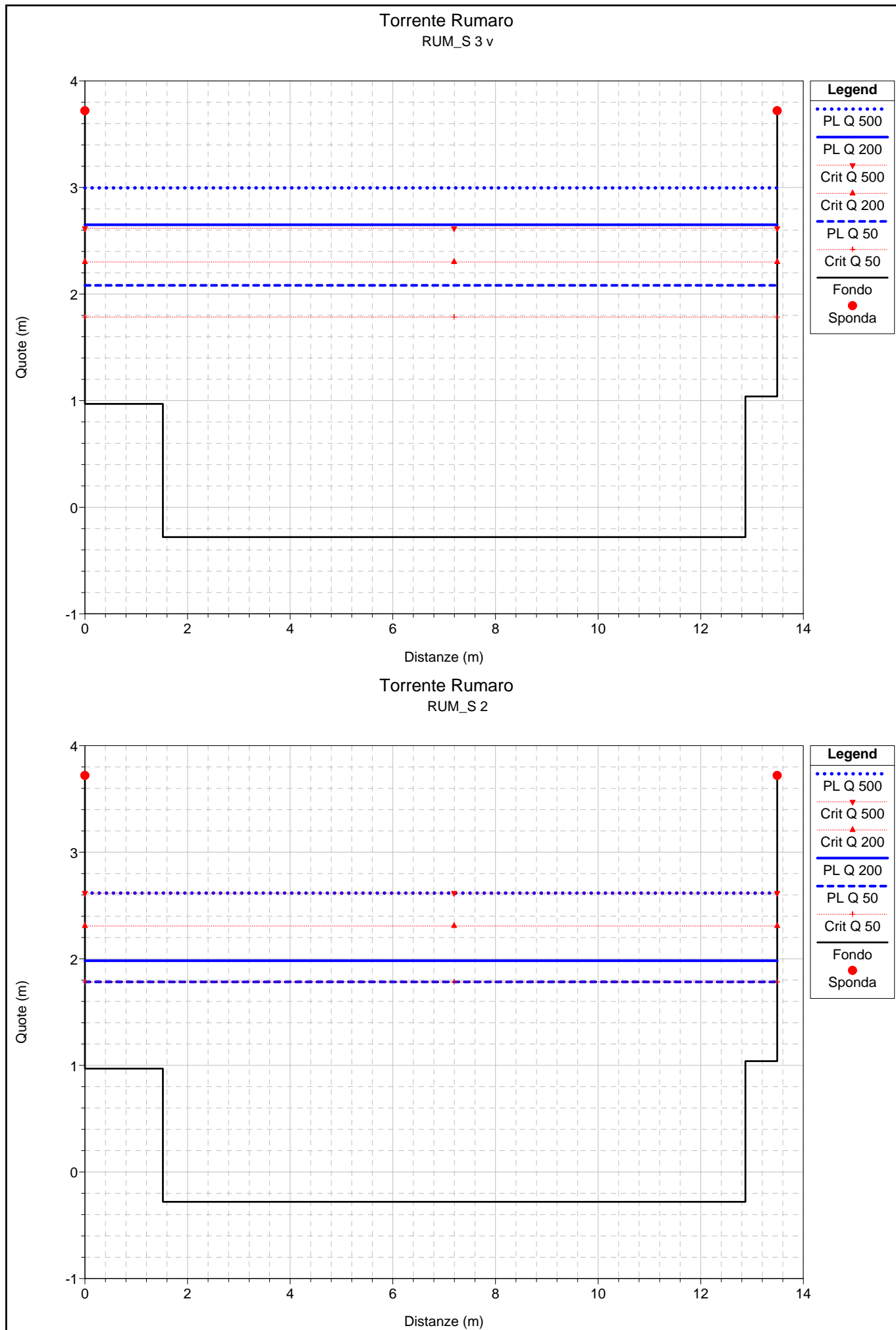
Torrente Rumaro
RUM_S 4

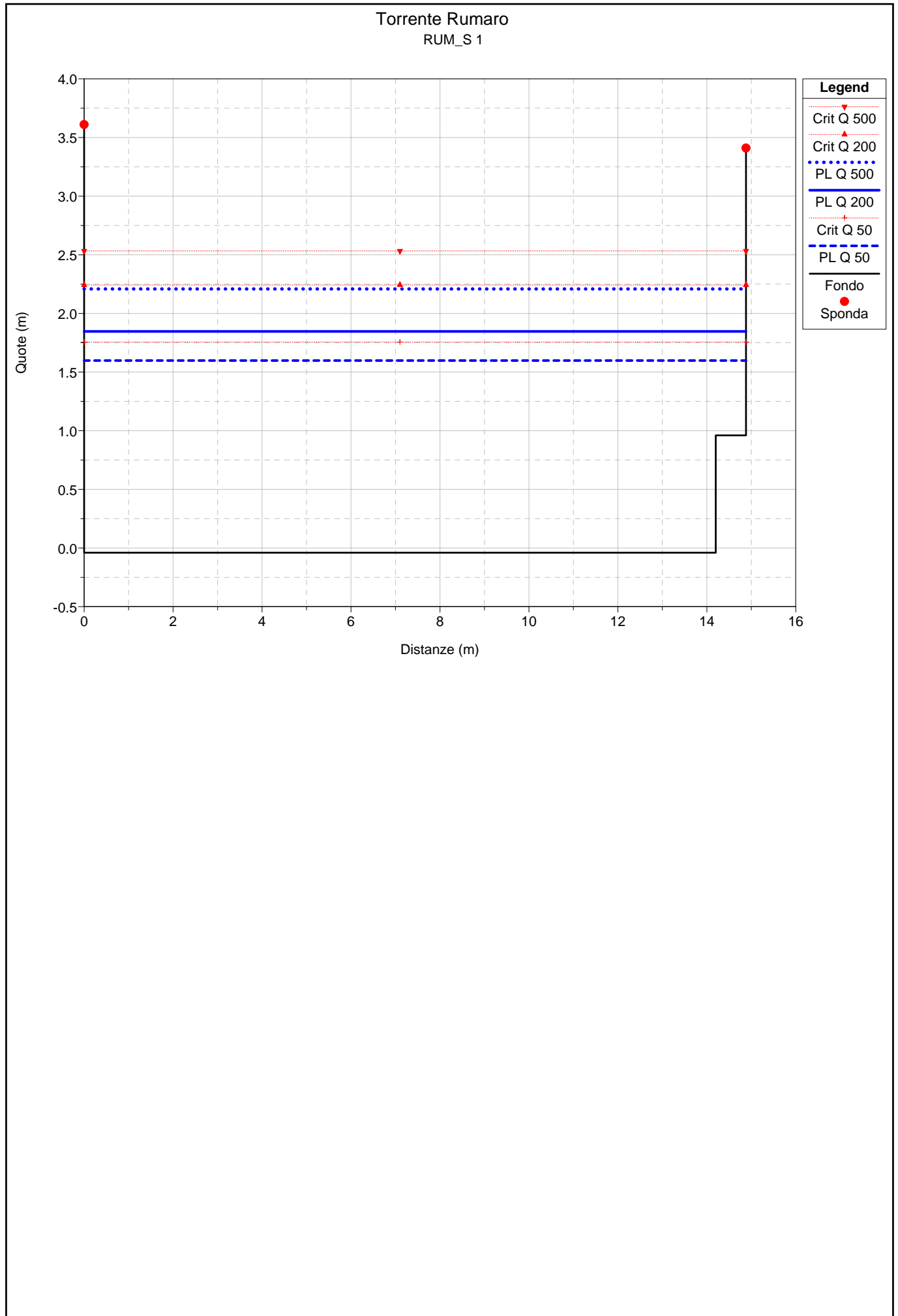


Torrente Rumaro
RUM_S 3 m









HEC-RAS Plan: Stampa River: rumaro Reach: rum

Reach	River Sta	Profile	Q Total (m3/s)	Min Ch El (m)	W.S. Elev (m)	LOB Elev (m)	L. Freeboard (m)	ROB Elev (m)	R. Freeboard (m)	Crit W.S. (m)	E.G. Elev (m)	E.G. Slope (m/m)	Vel Chnl (m/s)	Flow Area (m2)	Top Width (m)	Froude # Chl
rum	23 RUM_S 23	Q 50	108.00	10.87	13.51	15.60	2.09	15.77	2.26	13.51	14.48	0.009368	4.36	24.77	12.77	1.00
rum	23 RUM_S 23	Q 200	156.00	10.87	14.05	15.60	1.55	15.77	1.72	14.05	15.28	0.009395	4.91	31.80	13.04	1.00
rum	23 RUM_S 23	Q 500	188.00	10.87	14.38	15.60	1.22	15.77	1.39	14.38	15.76	0.009429	5.21	36.07	13.08	1.00
rum	22 RUM_S 22	Q 50	108.00	8.50	10.58	10.85	0.27	12.69	2.11	11.39	13.01	0.035375	6.91	15.63	11.42	1.89
rum	22 RUM_S 22	Q 200	156.00	8.50	11.02	10.85	-0.17	12.69	1.67	11.89	13.85	0.030863	7.46	21.08	14.17	1.80
rum	22 RUM_S 22	Q 500	188.00	8.50	11.26	10.85	-0.41	12.69	1.43	12.18	14.35	0.029329	7.83	24.71	15.77	1.78
rum	21.1 RUM_S 21 m	Q 50	108.00	8.35	10.45	12.08	1.63	12.54	2.09	11.16	12.82	0.034039	6.82	15.84	11.46	1.85
rum	21.1 RUM_S 21 m	Q 200	156.00	8.35	10.89	12.08	1.19	12.54	1.65	11.72	13.69	0.030821	7.42	21.03	11.98	1.79
rum	21.1 RUM_S 21 m	Q 500	188.00	8.35	11.17	12.08	0.91	12.54	1.37	12.04	14.18	0.028473	7.69	24.45	12.03	1.72
rum	21 Passerella	Bridge														
rum	20.9 RUM_S 21 v	Q 50	108.00	8.35	10.51	12.08	1.57	12.54	2.03	11.15	12.67	0.029722	6.51	16.60	11.59	1.74
rum	20.9 RUM_S 21 v	Q 200	156.00	8.35	10.95	12.08	1.13	12.54	1.59	11.71	13.55	0.027509	7.14	21.84	11.99	1.69
rum	20.9 RUM_S 21 v	Q 500	188.00	8.35	11.24	12.08	0.84	12.54	1.30	12.04	14.05	0.025669	7.42	25.32	12.04	1.63
rum	20.5	Q 50	108.00	8.20	10.35	11.93	1.58	12.39	2.04	11.00	12.54	0.030417	6.56	16.46	11.57	1.76
rum	20.5	Q 200	156.00	8.20	10.79	11.93	1.14	12.39	1.60	11.57	13.44	0.028343	7.22	21.62	11.99	1.72
rum	20.5	Q 500	188.00	8.20	11.07	11.93	0.86	12.39	1.32	11.91	13.94	0.026557	7.51	25.03	12.03	1.66
rum	20 RUM_S 20	Q 50	108.00	6.13	8.51	9.06	0.55	8.86	0.35	8.90	10.73	0.028991	6.60	16.37	11.02	1.73
rum	20 RUM_S 20	Q 200	156.00	6.13	9.26	9.06	-0.20	8.86	-0.40	9.26	10.10	0.008193	4.37	39.27	22.63	0.96
rum	20 RUM_S 20	Q 500	188.00	6.13	9.48	9.06	-0.42	8.86	-0.62	9.48	10.44	0.008130	4.65	44.30	22.79	0.97
rum	19 RUM_S 19	Q 50	108.00	5.18	6.76	9.81	3.05	9.89	3.13	7.40	9.10	0.060126	6.78	15.92	19.63	2.40
rum	19 RUM_S 19	Q 200	156.00	5.18	7.12	9.81	2.69	9.89	2.77	7.77	9.34	0.040619	6.60	23.65	22.49	2.05
rum	19 RUM_S 19	Q 500	188.00	5.18	7.29	9.81	2.52	9.89	2.60	7.99	9.69	0.036961	6.87	27.38	22.57	1.99
rum	18 RUM_S 18	Q 50	108.00	4.00	5.83	8.90	3.07	8.90	3.07	6.45	7.91	0.034222	6.38	16.93	14.74	1.90
rum	18 RUM_S 18	Q 200	156.00	4.00	6.28	8.90	2.62	8.90	2.62	6.94	8.53	0.025940	6.66	23.43	14.74	1.69
rum	18 RUM_S 18	Q 500	188.00	4.00	6.54	8.90	2.36	8.90	2.36	7.23	8.96	0.023679	6.90	27.26	14.74	1.62
rum	17 RUM_S 17	Q 50	108.00	3.19	5.37	8.90	3.53	8.90	3.53	6.09	7.74	0.032983	6.83	15.81	11.87	1.89
rum	17 RUM_S 17	Q 200	156.00	3.19	5.83	8.90	3.07	8.90	3.07	6.58	8.39	0.031389	7.09	21.99	14.74	1.85
rum	17 RUM_S 17	Q 500	188.00	3.19	6.07	8.90	2.83	8.90	2.83	6.89	8.82	0.028577	7.35	25.59	14.74	1.78
rum	16 RUM_S 16	Q 50	108.00	3.02	5.27	8.20	2.93	8.00	2.73	5.31	6.44	0.011580	4.79	22.57	10.30	1.03
rum	16 RUM_S 16	Q 200	156.00	3.02	6.13	8.20	2.07	8.00	1.87	6.13	7.31	0.010560	4.83	32.31	13.63	1.00
rum	16 RUM_S 16	Q 500	188.00	3.02	6.46	8.20	1.74	8.00	1.54	6.46	7.78	0.010443	5.10	36.85	13.96	1.00
rum	15 RUM_S 15	Q 50	108.00	2.16	3.87	6.30	2.43	6.60	2.73	4.25	5.36	0.018248	5.41	19.98	12.21	1.35
rum	15 RUM_S 15	Q 200	156.00	2.16	5.63	6.30	0.67	6.60	0.97	4.79	6.30	0.004086	3.64	42.87	13.29	0.65
rum	15 RUM_S 15	Q 500	188.00	2.16	6.01	6.30	0.29	6.60	0.59	5.12	6.80	0.004282	3.91	48.04	13.37	0.66
rum	14 RUM_S 14	Q 50	108.00	1.01	4.39	6.00	1.61	5.10	0.71	3.47	4.80	0.002946	2.84	38.04	13.78	0.55
rum	14 RUM_S 14	Q 200	156.00	1.01	5.70	6.00	0.30	5.10	-0.60	3.98	6.10	0.001993	2.78	56.10	13.78	0.44
rum	14 RUM_S 14	Q 500	188.00	1.01	6.10	6.00	-0.10	5.10	-1.00	4.29	6.57	0.002230	3.06	61.53	13.78	0.46
rum	13.1 RUM_S 13 m	Q 50	108.00	1.01	4.39	4.30	-0.09	5.10	0.71	3.47	4.80	0.002962	2.84	37.97	13.78	0.55

HEC-RAS Plan: Stampa River: rumaro Reach: rum (Continued)

Reach	River Sta	Profile	Q Total (m3/s)	Min Ch El (m)	W.S. Elev (m)	LOB Elev (m)	L. Freeboard (m)	ROB Elev (m)	R. Freeboard (m)	Crit W.S. (m)	E.G. Elev (m)	E.G. Slope (m/m)	Vel Chnl (m/s)	Flow Area (m2)	Top Width (m)	Froude # Chl	
rum	13.1	RUM_S 13 m	Q 200	156.00	1.01	5.70	4.30	-1.40	5.10	-0.60	3.98	6.10	0.001997	2.78	56.07	13.78	0.44
rum	13.1	RUM_S 13 m	Q 500	188.00	1.01	6.10	4.30	-1.80	5.10	-1.00	4.29	6.57	0.002234	3.06	61.49	13.78	0.46
rum	13	Ponte privato ca		Bridge													
rum	12.9	RUM_S 13 v	Q 50	108.00	1.01	3.76	4.30	0.54	5.10	1.34	3.47	4.45	0.006423	3.69	29.30	13.78	0.81
rum	12.9	RUM_S 13 v	Q 200	156.00	1.01	3.22	4.30	1.08	5.10	1.88	3.98	5.82	0.033036	7.15	21.80	13.78	1.82
rum	12.9	RUM_S 13 v	Q 500	188.00	1.01	3.47	4.30	0.83	5.10	1.63	4.29	6.29	0.030523	7.44	25.27	13.78	1.75
rum	12	RUM_S 12	Q 50	108.00	1.01	3.47	5.10	1.63	5.10	1.63	3.47	4.40	0.009975	4.26	25.35	13.78	1.00
rum	12	RUM_S 12	Q 200	156.00	1.01	3.32	5.10	1.78	5.10	1.78	3.98	5.61	0.026912	6.69	23.31	13.78	1.64
rum	12	RUM_S 12	Q 500	188.00	1.01	5.28	5.10	-0.18	5.10	-0.18	4.30	5.99	0.003974	3.74	50.21	13.78	0.63
rum	11	RUM_S 11	Q 50	108.00	0.79	2.47	4.40	1.93	4.40	1.93	2.92	3.98	0.022696	5.44	19.84	16.70	1.59
rum	11	RUM_S 11	Q 200	156.00	0.79	4.46	4.40	-0.06	4.40	-0.06	3.35	4.87	0.002171	2.84	54.98	17.74	0.51
rum	11	RUM_S 11	Q 500	188.00	0.79	5.49	4.40	-1.09	4.40	-1.09	3.61	5.82	0.001368	2.57	73.16	17.74	0.40
rum	10	RUM_S 10	Q 50	108.00	0.40	2.90	4.40	1.50	3.00	0.10	2.42	3.56	0.005450	3.60	30.04	12.00	0.73
rum	10	RUM_S 10	Q 200	156.00	0.40	4.16	4.40	0.24	3.00	-1.16	2.98	4.77	0.003514	3.46	45.15	12.00	0.57
rum	10	RUM_S 10	Q 500	188.00	0.40	5.21	4.40	-0.81	3.00	-2.21	3.32	5.75	0.002583	3.26	57.68	12.00	0.47
rum	9	RUM_S 9	Q 50	108.00	0.40	2.90	4.40	1.50	3.00	0.10	2.42	3.56	0.005455	3.60	30.03	12.00	0.73
rum	9	RUM_S 9	Q 200	156.00	0.40	4.16	4.40	0.24	3.00	-1.16	2.98	4.77	0.003515	3.46	45.14	12.00	0.57
rum	9	RUM_S 9	Q 500	188.00	0.40	5.21	4.40	-0.81	3.00	-2.21	3.32	5.75	0.002583	3.26	57.68	12.00	0.47
rum	8	RUM_S 8	Q 50	108.00	0.30	2.77	5.50	2.73	2.40	-0.37	2.32	3.45	0.005652	3.64	29.67	12.00	0.74
rum	8	RUM_S 8	Q 200	156.00	0.30	4.10	5.50	1.40	2.40	-1.70	2.87	4.70	0.003413	3.42	45.62	12.00	0.56
rum	8	RUM_S 8	Q 500	188.00	0.30	5.16	5.50	0.34	2.40	-2.76	3.22	5.69	0.002500	3.22	58.37	12.00	0.47
rum	7	RUM_S 7	Q 50	108.00	0.20	2.35	5.50	3.15	2.20	-0.15	2.31	3.32	0.009599	4.37	24.71	12.05	0.97
rum	7	RUM_S 7	Q 200	156.00	0.20	4.04	5.50	1.46	2.20	-1.84	2.87	4.65	0.003492	3.46	45.07	12.05	0.57
rum	7	RUM_S 7	Q 500	188.00	0.20	5.13	5.50	0.37	2.20	-2.93	3.22	5.66	0.002496	3.23	58.17	12.05	0.47
rum	6.1	RUM_S 6 m	Q 50	108.00	0.10	2.46	5.50	3.04	5.50	3.04	2.21	3.26	0.007152	3.96	27.28	12.05	0.84
rum	6.1	RUM_S 6 m	Q 200	156.00	0.10	4.06	5.50	1.44	5.50	1.44	2.77	4.64	0.003187	3.35	46.55	12.05	0.54
rum	6.1	RUM_S 6 m	Q 500	188.00	0.10	5.14	5.50	0.36	5.50	0.36	3.11	5.65	0.002341	3.16	59.55	12.05	0.45
rum	6	Ponte ferroviari		Bridge													
rum	5.9	RUM_S 6 v	Q 50	108.00	0.10	2.06	5.50	3.44	5.50	3.44	2.21	3.24	0.012866	4.82	22.42	12.05	1.13
rum	5.9	RUM_S 6 v	Q 200	156.00	0.10	3.34	5.50	2.16	5.50	2.16	2.77	4.21	0.005743	4.12	37.84	12.05	0.74
rum	5.9	RUM_S 6 v	Q 500	188.00	0.10	4.30	5.50	1.20	5.50	1.20	3.11	5.04	0.003920	3.81	49.40	12.05	0.60
rum	5	RUM_S 5	Q 50	108.00	0.00	1.87	3.72	1.85	2.20	0.33	2.11	3.18	0.015010	5.07	21.30	12.05	1.22
rum	5	RUM_S 5	Q 200	156.00	0.00	3.36	3.72	0.36	2.20	-1.16	2.67	4.16	0.005144	3.97	39.31	12.05	0.70
rum	5	RUM_S 5	Q 500	188.00	0.00	4.31	3.72	-0.59	2.20	-2.11	3.01	5.01	0.003635	3.70	50.75	12.05	0.58
rum	4	RUM_S 4	Q 50	108.00	-0.28	2.48	3.72	1.24	3.72	1.24	1.78	2.98	0.003966	3.13	34.55	13.49	0.62
rum	4	RUM_S 4	Q 200	156.00	-0.28	3.51	3.72	0.21	3.72	0.21	2.30	4.04	0.003080	3.22	48.42	13.49	0.54
rum	4	RUM_S 4	Q 500	188.00	-0.28	4.43	3.72	-0.71	3.72	-0.71	2.62	4.92	0.002341	3.09	60.80	13.49	0.46

HEC-RAS Plan: Stampa River: rumaro Reach: rum (Continued)

Reach	River Sta	Profile	Q Total (m3/s)	Min Ch El (m)	W.S. Elev (m)	LOB Elev (m)	L. Freeboard (m)	ROB Elev (m)	R. Freeboard (m)	Crit W.S. (m)	E.G. Elev (m)	E.G. Slope (m/m)	Vel Chnl (m/s)	Flow Area (m2)	Top Width (m)	Froude # Chl
rum	3.1 RUM_S 3 m	Q 50	108.00	-0.28	2.48	3.72	1.24	3.72	1.24	1.78	2.98	0.003995	3.13	34.47	13.49	0.63
rum	3.1 RUM_S 3 m	Q 200	156.00	-0.28	3.51	3.72	0.21	3.72	0.21	2.30	4.04	0.003093	3.23	48.35	13.49	0.54
rum	3.1 RUM_S 3 m	Q 500	188.00	-0.28	4.43	3.72	-0.70	3.72	-0.70	2.62	4.91	0.002347	3.09	60.75	13.49	0.47
rum	3 Ponte Aurelia	Bridge														
rum	2.9 RUM_S 3 v	Q 50	108.00	-0.28	2.08	3.72	1.64	3.72	1.64	1.78	2.78	0.006603	3.71	29.15	13.49	0.80
rum	2.9 RUM_S 3 v	Q 200	156.00	-0.28	2.65	3.72	1.07	3.72	1.07	2.30	3.57	0.006855	4.24	36.82	13.49	0.82
rum	2.9 RUM_S 3 v	Q 500	188.00	-0.28	3.00	3.72	0.72	3.72	0.72	2.62	4.04	0.007010	4.53	41.48	13.49	0.83
rum	2 RUM_S 2	Q 50	108.00	-0.28	1.78	3.72	1.94	3.72	1.94	1.78	2.73	0.010371	4.30	25.12	13.49	1.01
rum	2 RUM_S 2	Q 200	156.00	-0.28	1.98	3.72	1.74	3.72	1.74	2.31	3.59	0.015894	5.61	27.80	13.49	1.25
rum	2 RUM_S 2	Q 500	188.00	-0.28	2.62	3.72	1.10	3.72	1.10	2.62	3.98	0.010327	5.17	36.36	13.49	1.01
rum	1 RUM_S 1	Q 50	108.00	-0.04	1.60	3.61	2.01	3.41	1.81	1.76	2.66	0.013107	4.56	23.70	14.88	1.15
rum	1 RUM_S 1	Q 200	156.00	-0.04	1.85	3.61	1.76	3.41	1.56	2.24	3.50	0.017493	5.70	27.39	14.88	1.34
rum	1 RUM_S 1	Q 500	188.00	-0.04	2.21	3.61	1.40	3.41	1.20	2.53	3.88	0.014687	5.74	32.78	14.88	1.23