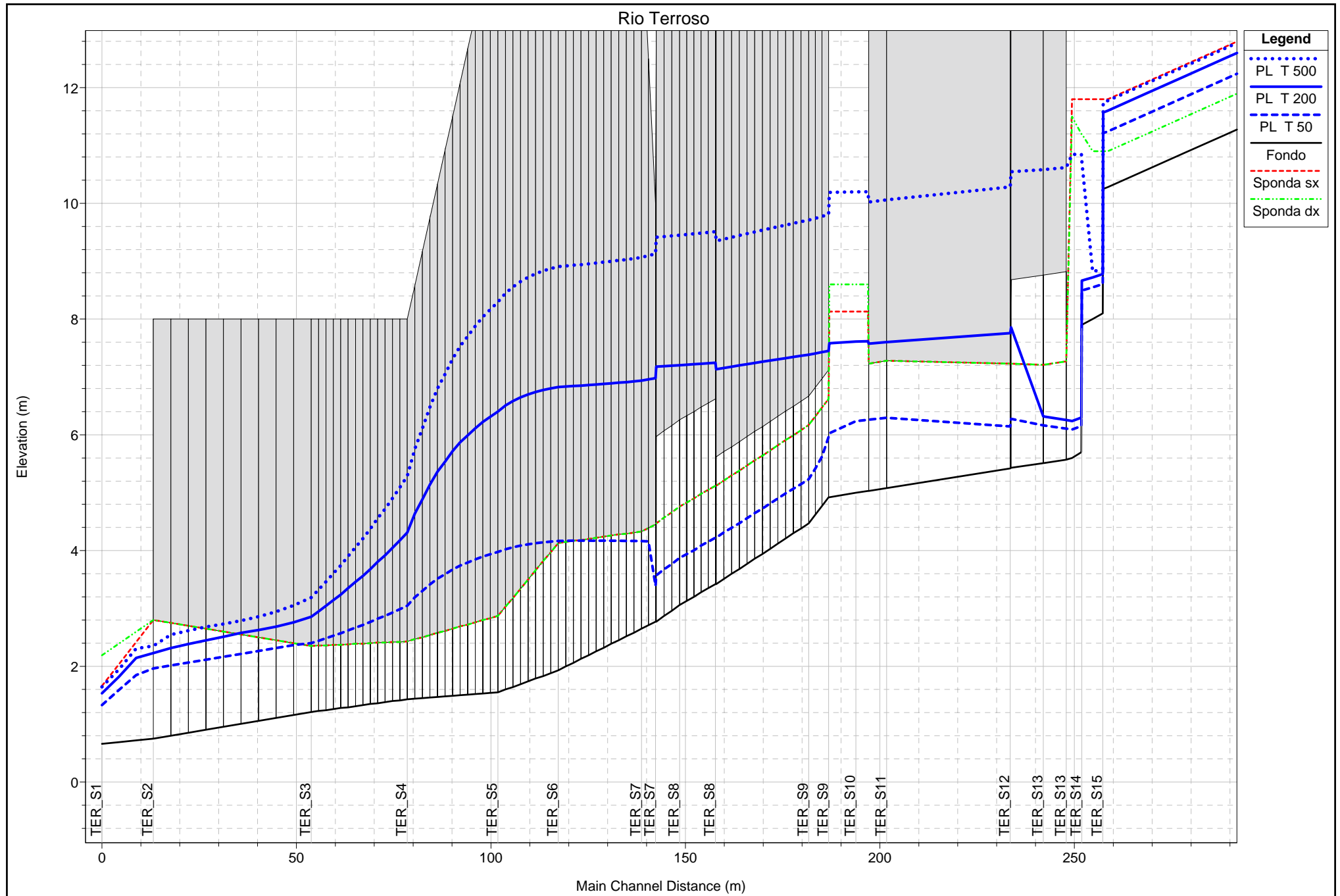
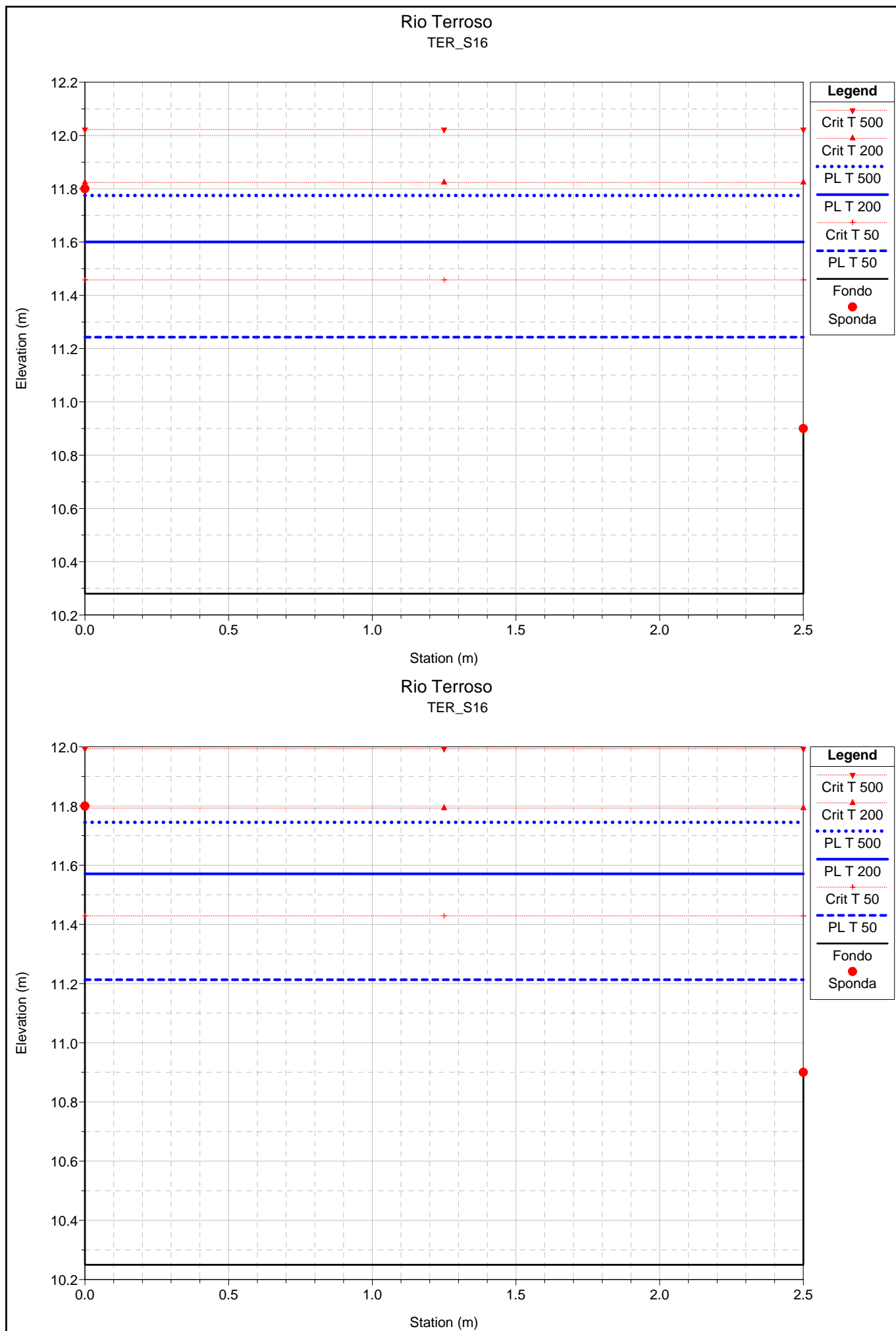


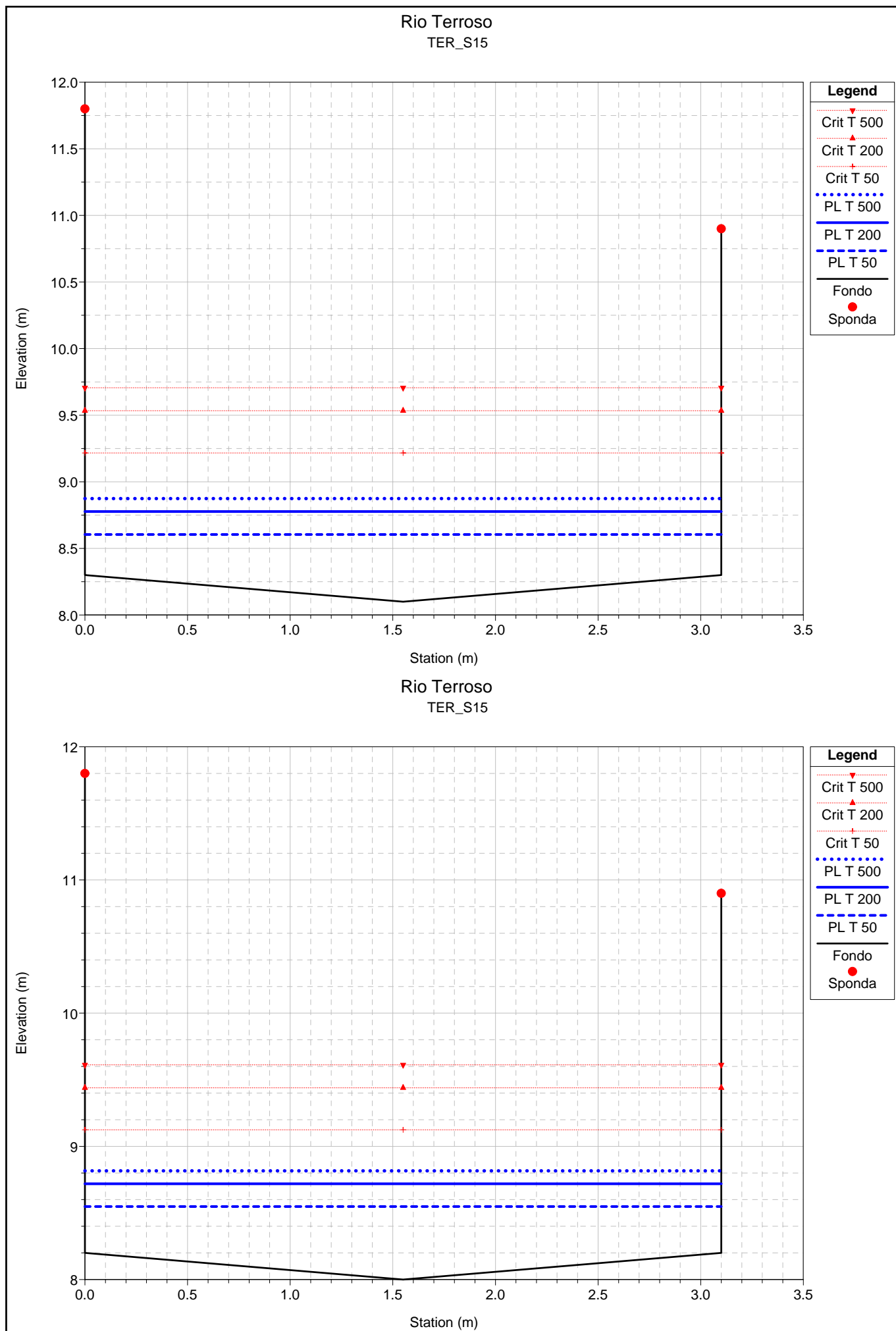
Rio Terroso

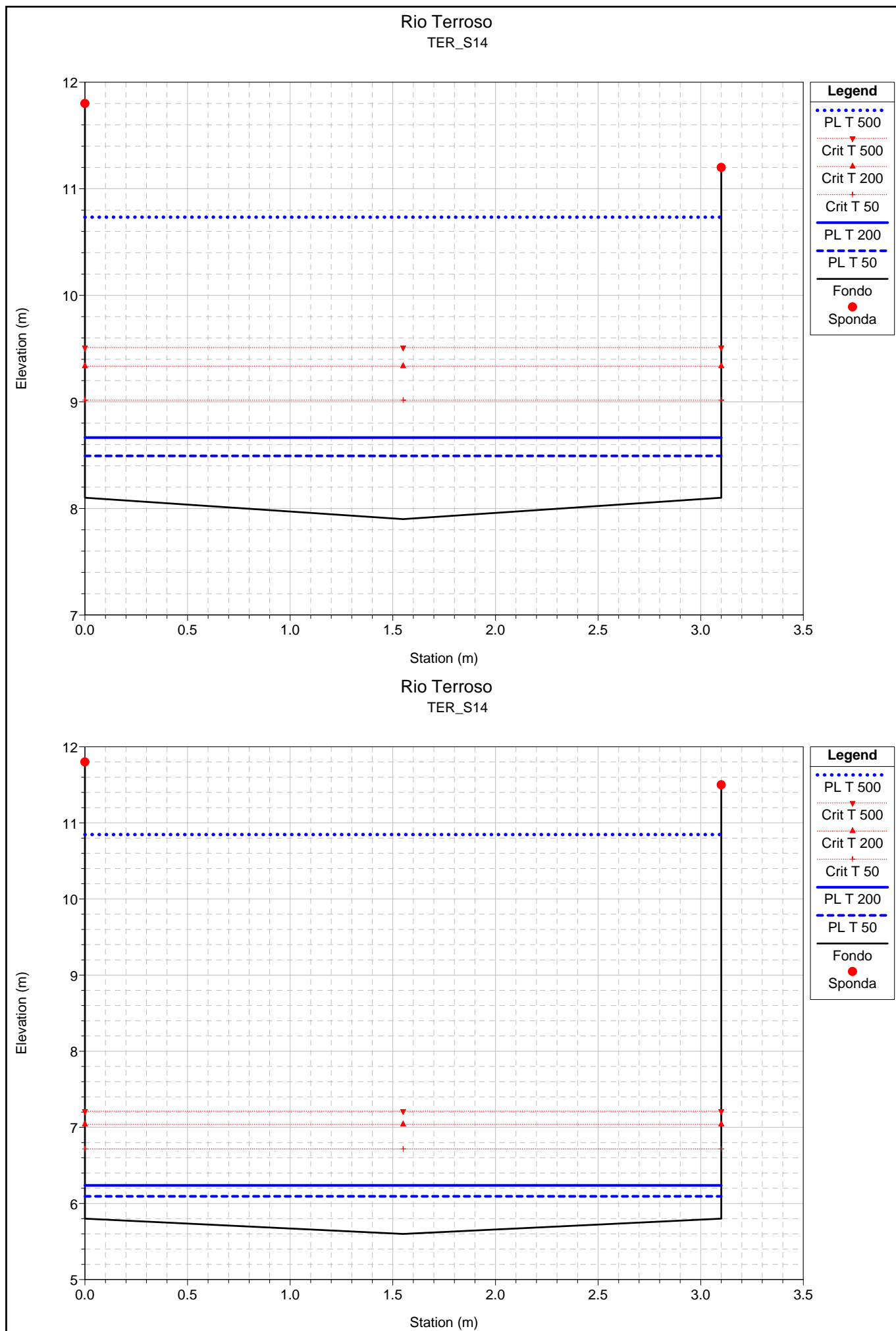
dalla sezione TER_S16 alla TER_S1

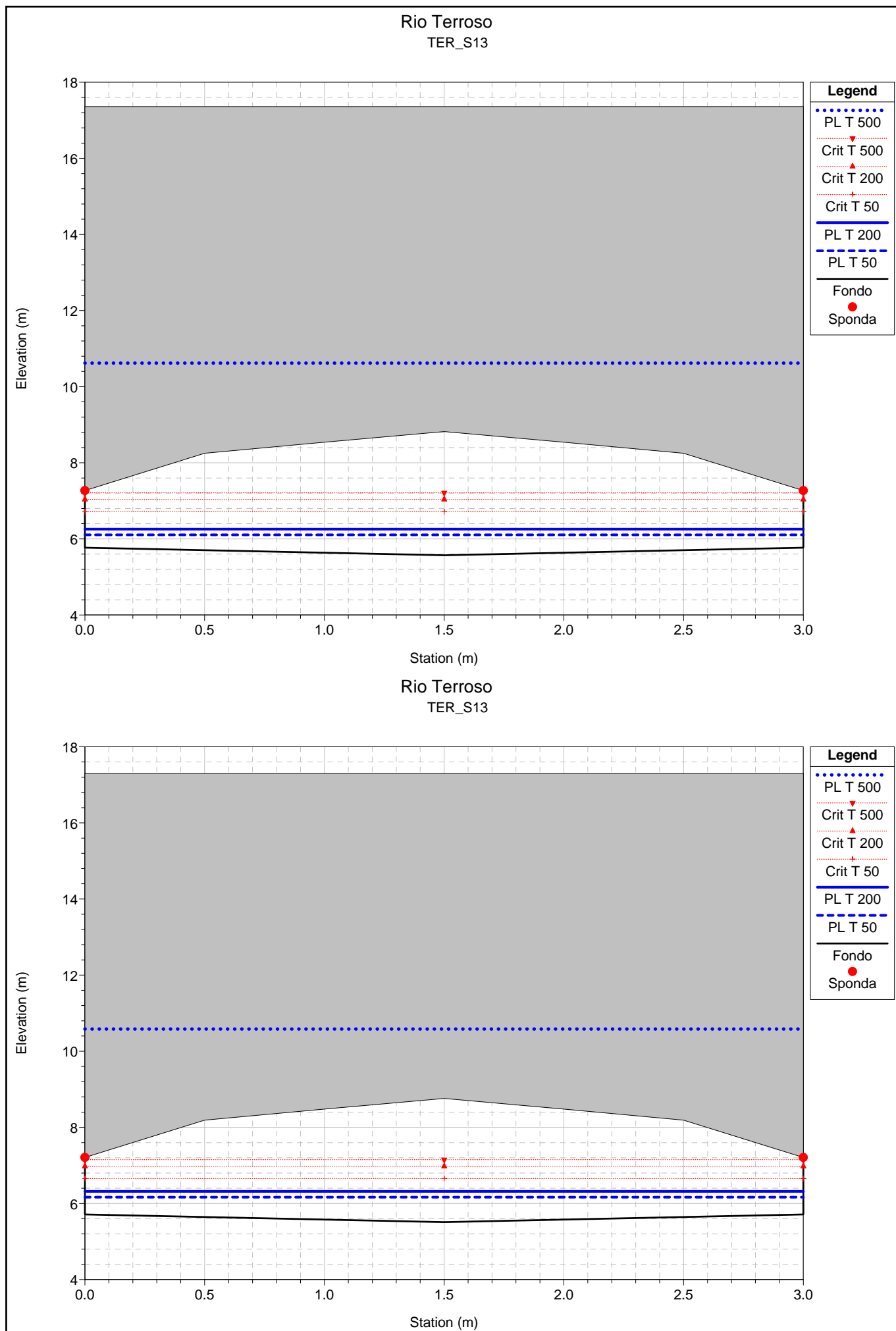
- Profili di corrente
- Sezioni idrauliche
- Tabelle dei risultati

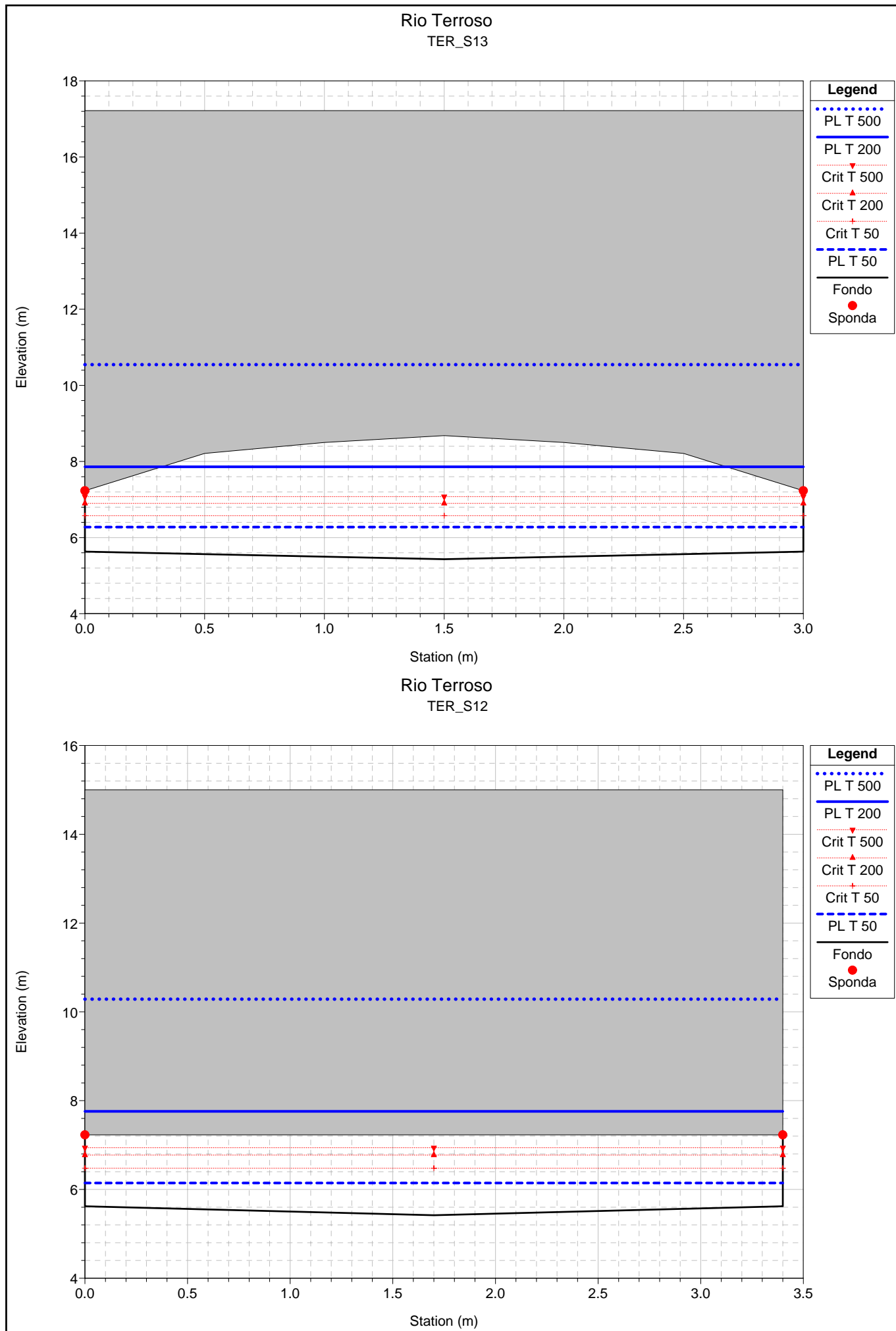


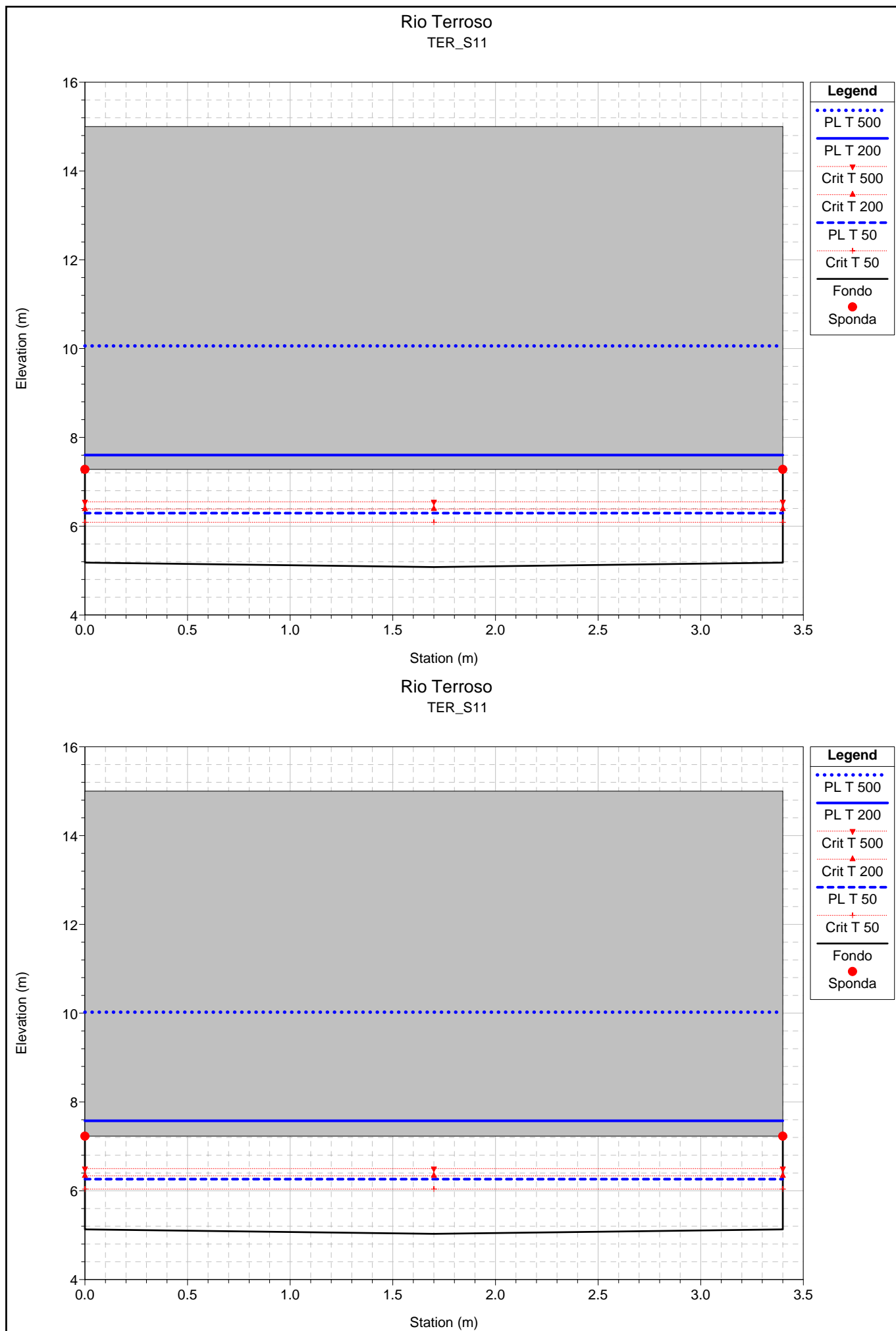


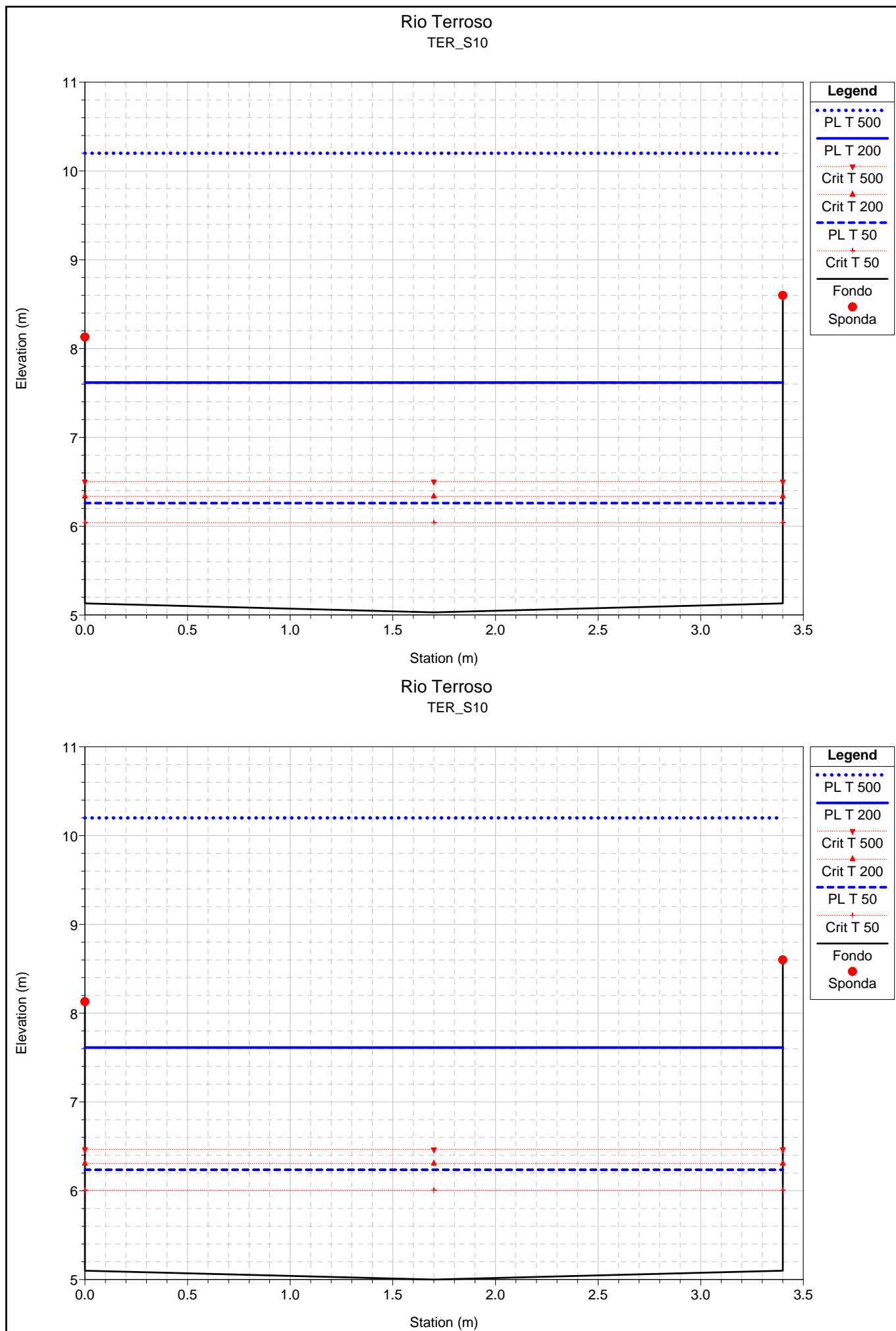


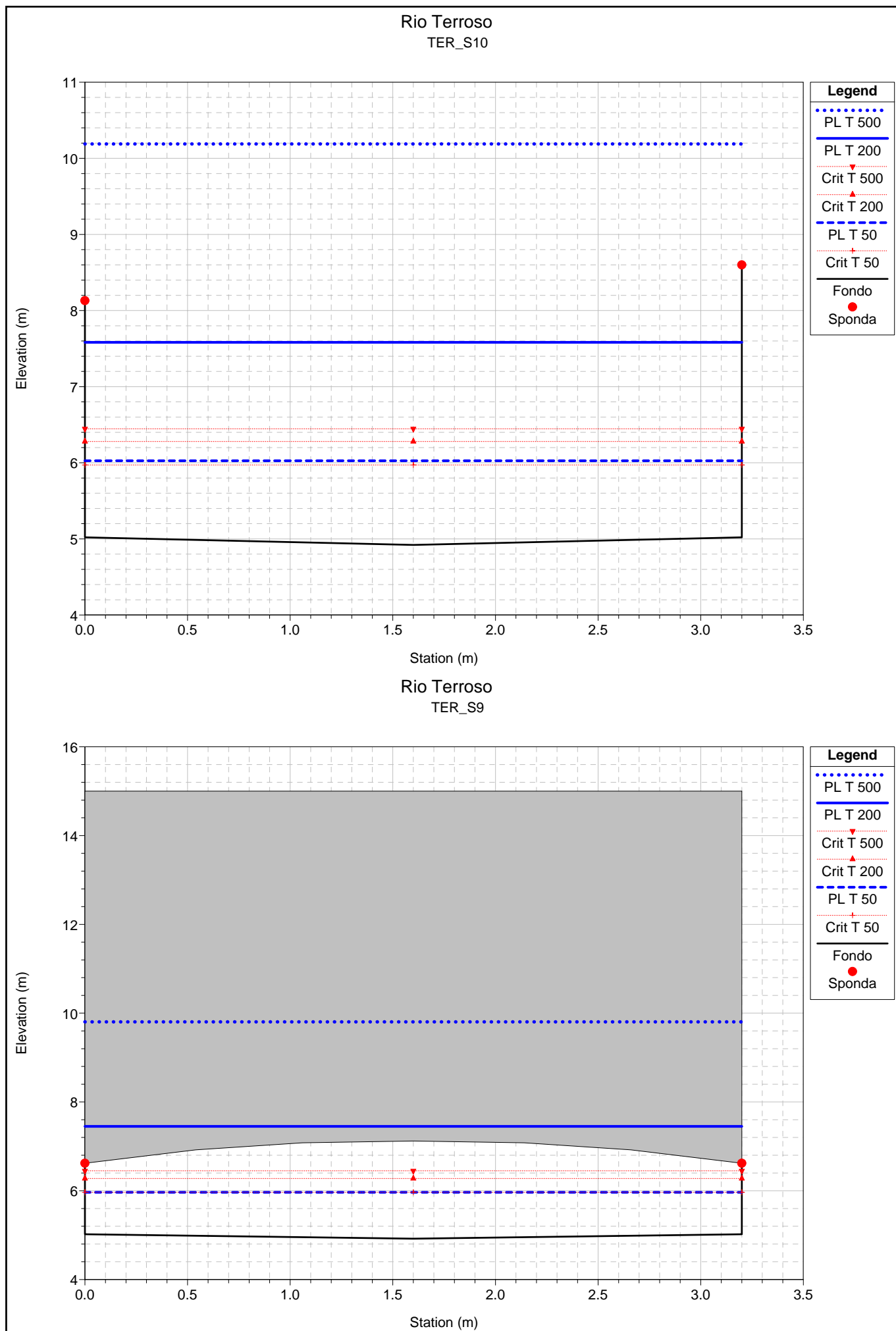


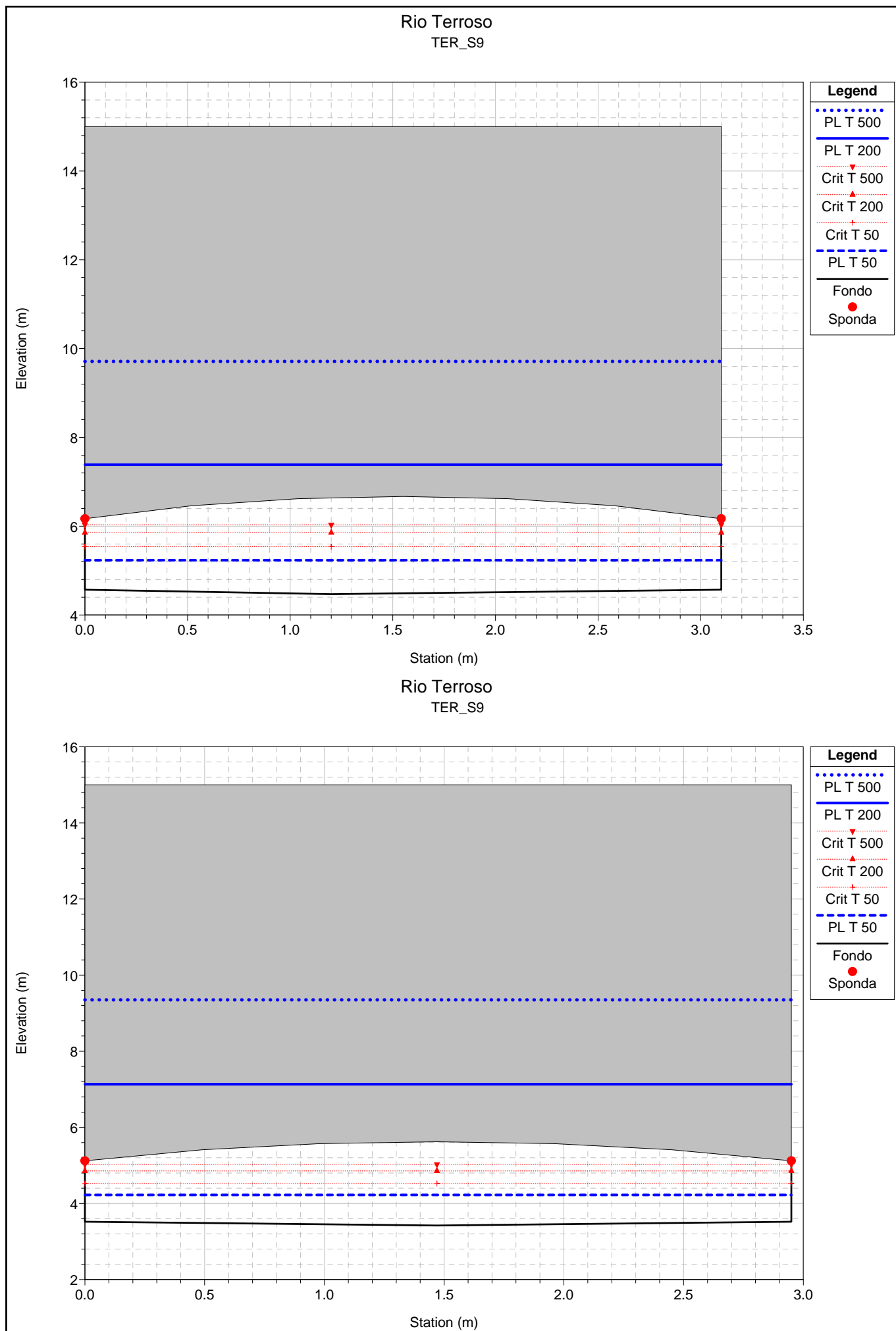




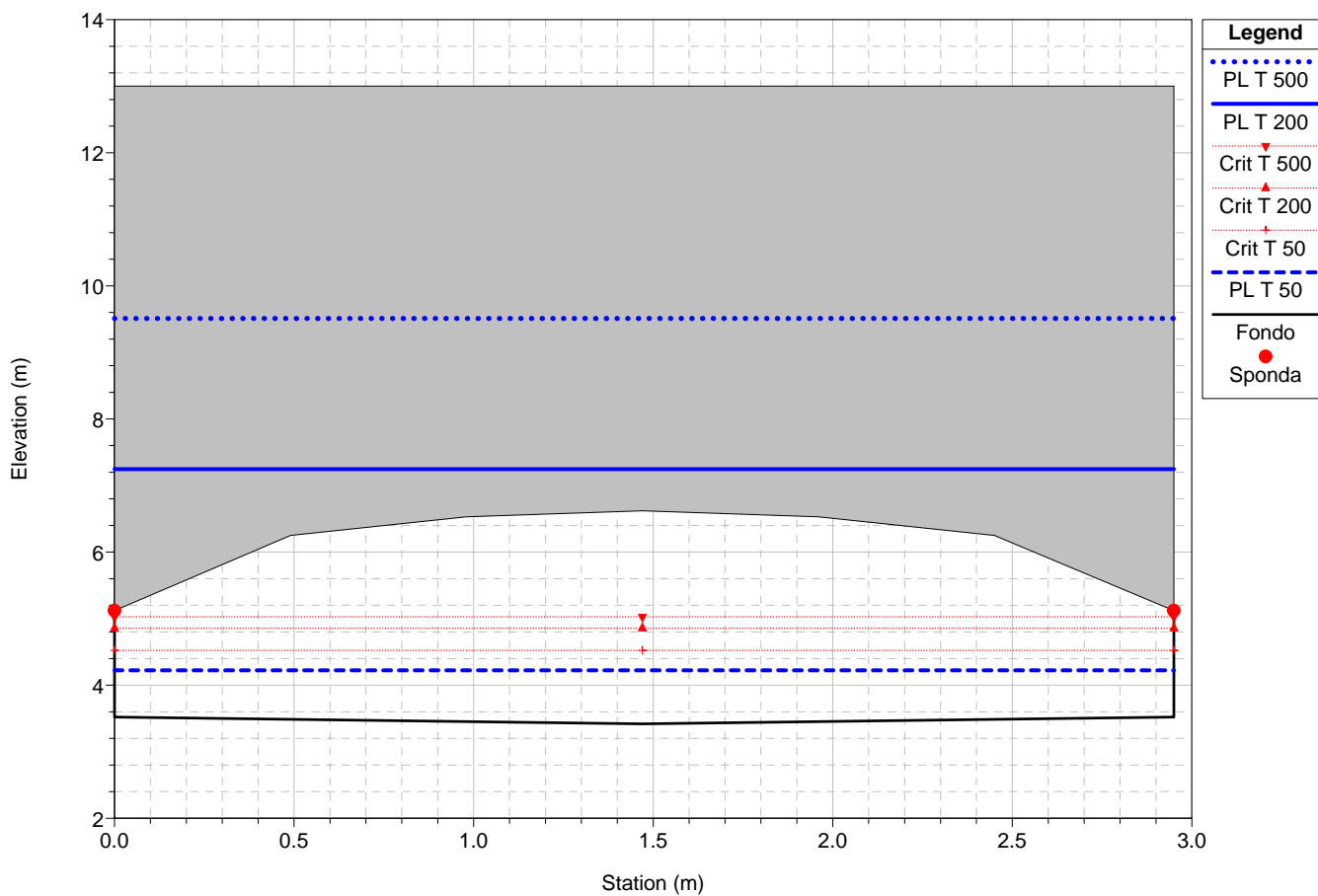




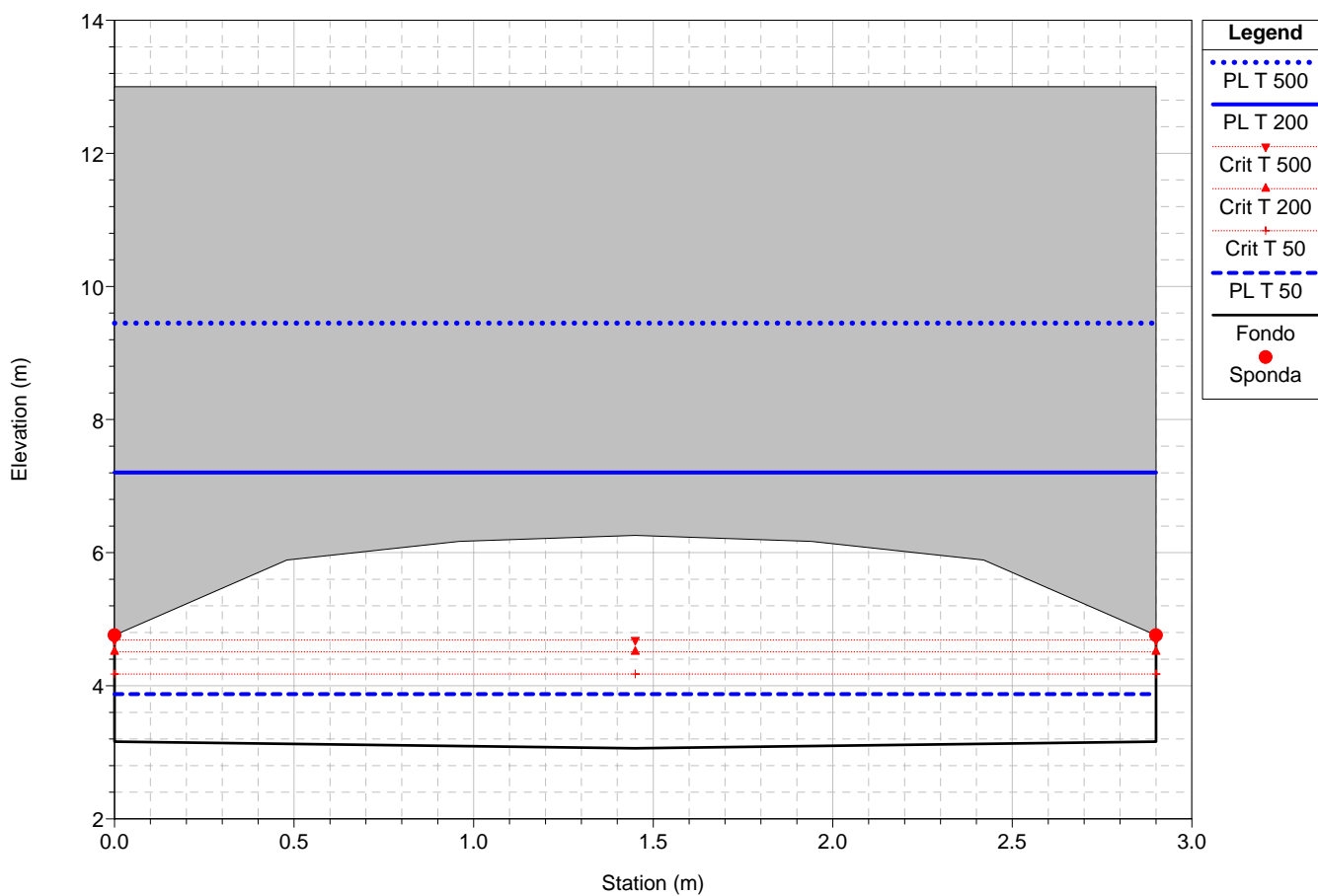


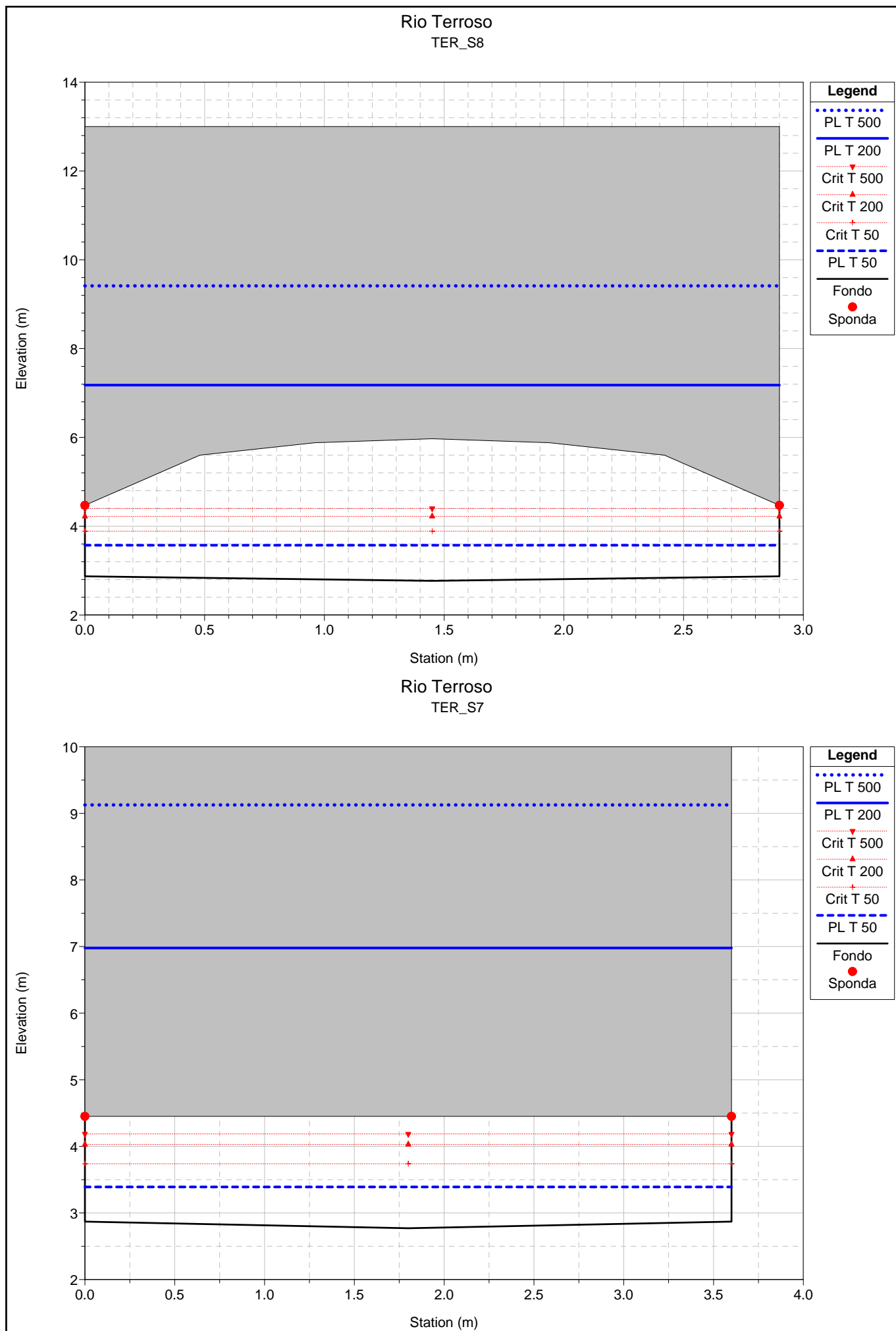


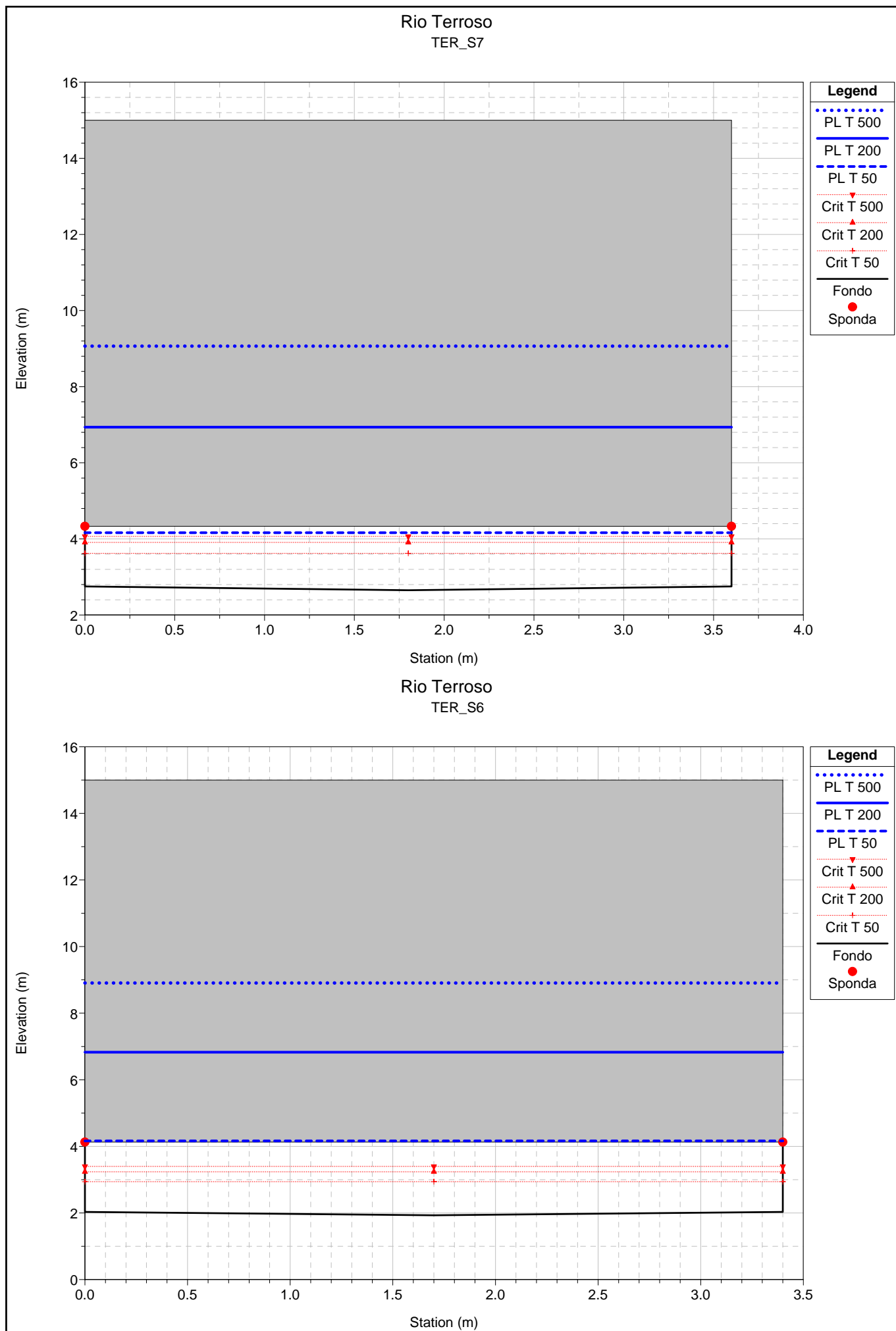
Rio Terroso
TER_S8

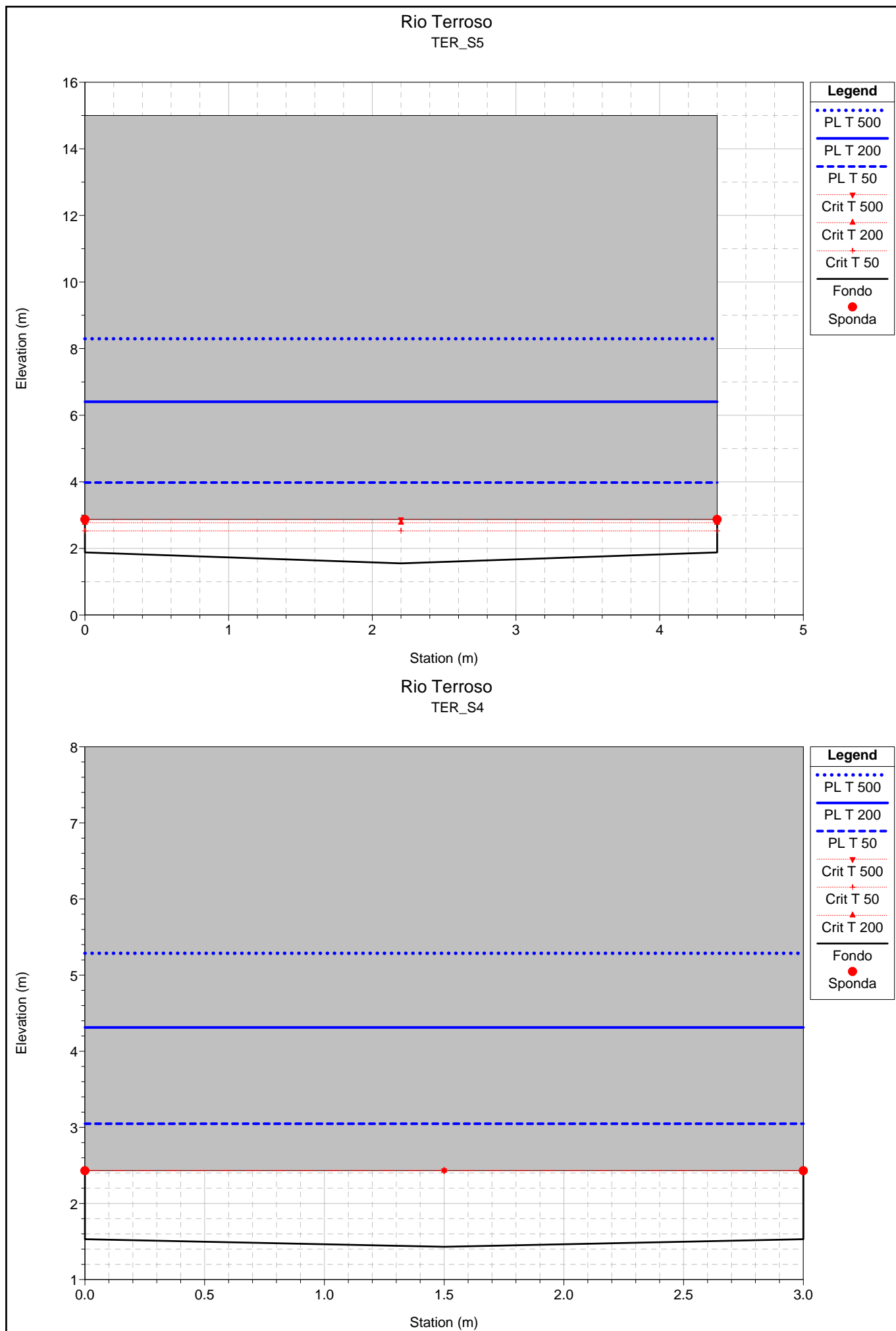


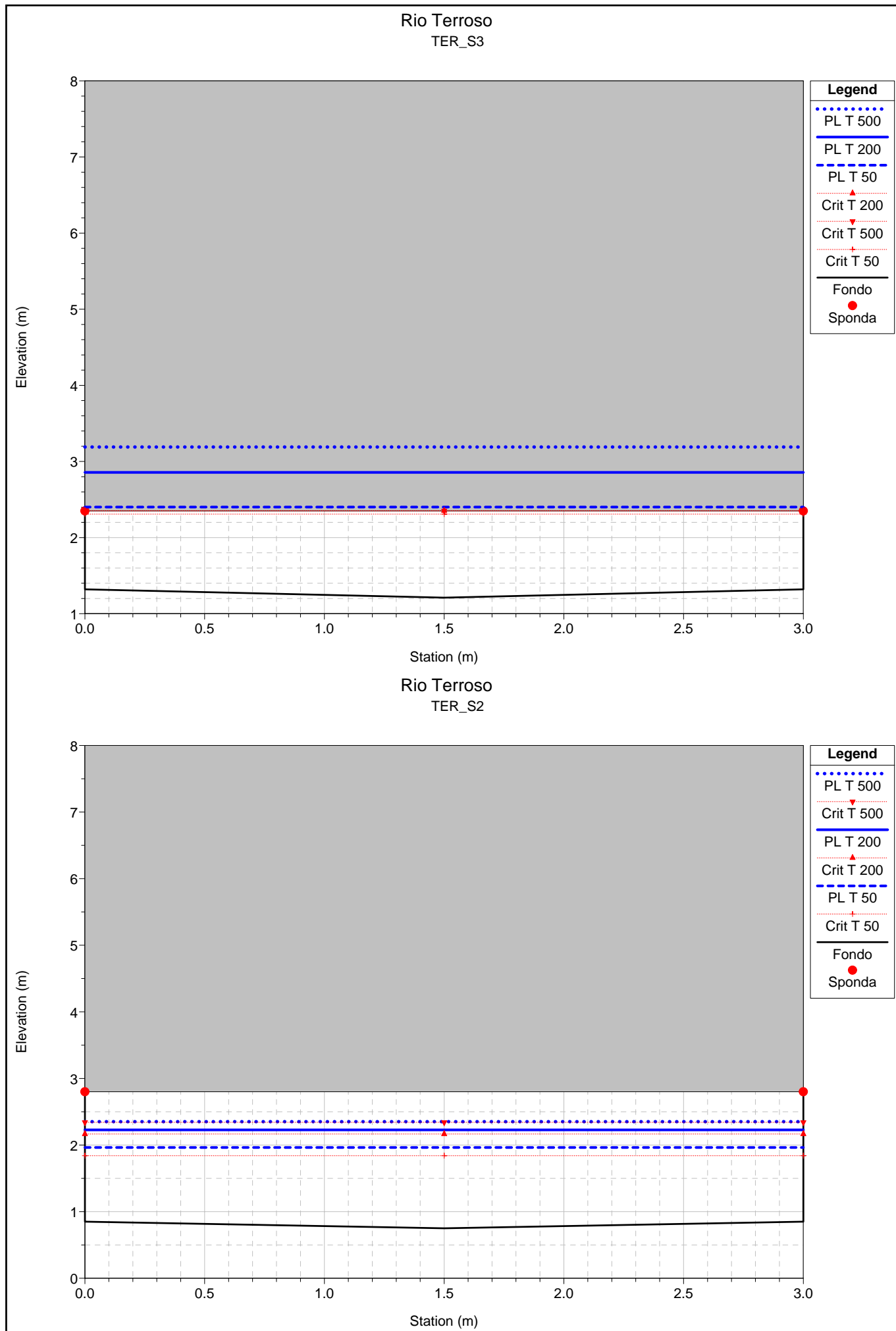
Rio Terroso
TER_S8

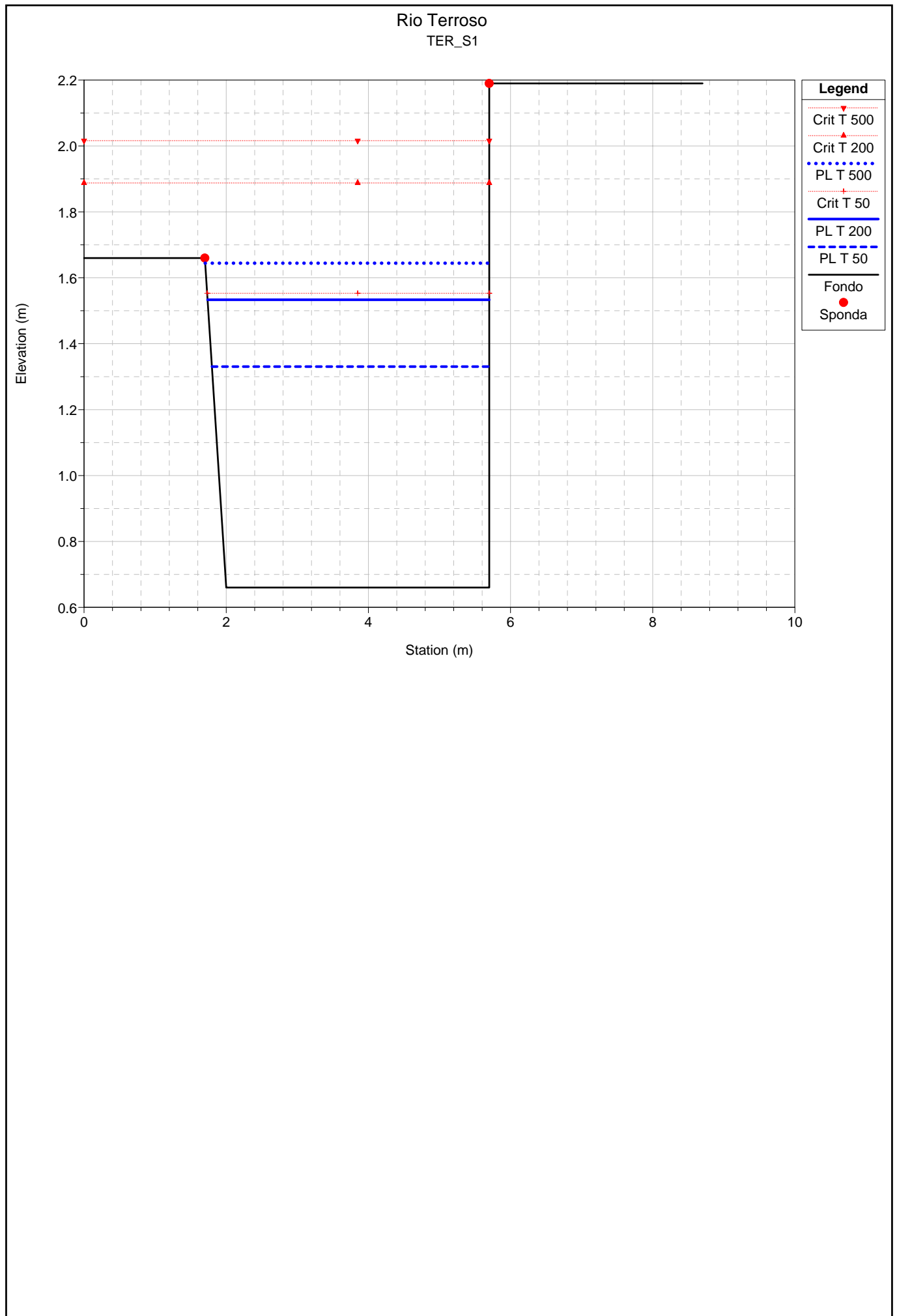












HEC-RAS Plan: 02_lid alto River: Rio Terroso Reach: Rio Terroso

Reach	River Sta		Profile	Q Total	Min Ch El	W.S. Elev	LOB Elev	L. Freeboard	ROB Elev	R. Freeboard	Crit W.S.	E.G. Elev	E.G. Slope	Vel Chnl	Flow Area	Top Width	Froude # Chl
				(m3/s)	(m)	(m)	(m)	(m)	(m)	(m)	(m)	(m)	(m/m)	(m/s)	(m2)	(m)	
Rio Terroso	16	TER_S16	T 50	10.00	10.28	11.24	11.80	0.56	10.90	-0.34	11.46	12.12	0.030462	4.15	2.41	2.50	1.35
Rio Terroso	16	TER_S16	T 200	15.00	10.28	11.60	11.80	0.20	10.90	-0.70	11.82	12.65	0.029221	4.54	3.30	2.50	1.26
Rio Terroso	16	TER_S16	T 500	18.00	10.28	11.77	11.80	0.03	10.90	-0.87	12.02	12.96	0.030379	4.82	3.74	2.50	1.26
Rio Terroso	15.9	TER_S16	T 50	10.00	10.25	11.21	11.80	0.59	10.90	-0.31	11.43	12.09	0.030462	4.15	2.41	2.50	1.35
Rio Terroso	15.9	TER_S16	T 200	15.00	10.25	11.57	11.80	0.23	10.90	-0.67	11.79	12.62	0.029221	4.54	3.30	2.50	1.26
Rio Terroso	15.9	TER_S16	T 500	18.00	10.25	11.74	11.80	0.06	10.90	-0.84	11.99	12.93	0.030379	4.82	3.74	2.50	1.26
Rio Terroso	15.8	TER_S15	T 50	10.00	8.10	8.60	11.80	3.20	10.90	2.30	9.22	11.85	0.213762	7.98	1.25	3.10	4.00
Rio Terroso	15.8	TER_S15	T 200	15.00	8.10	8.78	11.80	3.02	10.90	2.12	9.53	12.36	0.165672	8.39	1.79	3.10	3.53
Rio Terroso	15.8	TER_S15	T 500	18.00	8.10	8.87	11.80	2.93	10.90	2.03	9.71	12.66	0.151160	8.62	2.09	3.10	3.35
Rio Terroso	15	TER_S15	T 50	10.00	8.00	8.55	11.80	3.25	10.90	2.35	9.12	11.19	0.156926	7.20	1.39	3.10	3.44
Rio Terroso	15	TER_S15	T 200	15.00	8.00	8.72	11.80	3.08	10.90	2.18	9.44	11.83	0.134420	7.81	1.92	3.10	3.17
Rio Terroso	15	TER_S15	T 500	18.00	8.00	8.82	11.80	2.98	10.90	2.08	9.61	12.17	0.126803	8.11	2.22	3.10	3.06
Rio Terroso	14.6	TER_S14	T 50	10.00	7.90	8.49	11.80	3.31	11.20	2.71	9.02	10.67	0.117340	6.54	1.53	3.10	2.97
Rio Terroso	14.6	TER_S14	T 200	15.00	7.90	8.67	11.80	3.13	11.20	2.53	9.33	11.36	0.109090	7.28	2.06	3.10	2.85
Rio Terroso	14.6	TER_S14	T 500	18.00	7.90	10.73	11.80	1.07	11.20	0.47	9.51	10.96	0.003493	2.12	8.47	3.10	0.41
Rio Terroso	14	TER_S14	T 50	10.00	5.60	6.09	11.80	5.71	11.50	5.41	6.72	9.52	0.233007	8.20	1.22	3.10	4.18
Rio Terroso	14	TER_S14	T 200	15.00	5.60	6.24	11.80	5.56	11.50	5.26	7.04	10.37	0.204317	9.00	1.67	3.10	3.92
Rio Terroso	14	TER_S14	T 500	18.00	5.60	10.85	11.80	0.95	11.50	0.65	7.21	10.91	0.000776	1.13	15.96	3.10	0.16
Rio Terroso	13.2	TER_S13	T 50	10.00	5.57	6.11	7.27	1.16	7.27	1.16	6.71	9.08	0.182669	7.64	1.31	3.00	3.69
Rio Terroso	13.2	TER_S13	T 200	15.00	5.57	6.26	7.27	1.01	7.27	1.01	7.04	9.97	0.170787	8.53	1.76	3.00	3.56
Rio Terroso	13.2	TER_S13	T 500	18.00	5.57	10.62	7.27	-3.35	7.27	-3.35	7.21	10.89	0.006161	2.30	7.83		0.33
Rio Terroso	13.15	TER_S13	T 50	10.00	5.51	6.16	7.21	1.05	7.21	1.05	6.65	8.01	0.089663	6.02	1.66	3.00	2.58
Rio Terroso	13.15	TER_S13	T 200	15.00	5.51	6.32	7.21	0.89	7.21	0.89	6.98	8.86	0.098618	7.07	2.12	3.00	2.68
Rio Terroso	13.15	TER_S13	T 500	18.00	5.51	10.58	7.21	-3.37	7.21	-3.37	7.15	10.85	0.006161	2.30	7.83		0.33
Rio Terroso	13.1	TER_S13	T 50	10.00	5.43	6.28	7.23	0.95	7.23	0.95	6.57	7.29	0.037502	4.46	2.24	3.00	1.65
Rio Terroso	13.1	TER_S13	T 200	15.00	5.43	7.86	7.23	-0.63	7.23	-0.63	6.90	8.11	0.004490	2.21	6.78	2.36	0.46
Rio Terroso	13.1	TER_S13	T 500	18.00	5.43	10.55	7.23	-3.32	7.23	-3.32	7.07	10.80	0.005631	2.23	8.08		0.32
Rio Terroso	12	TER_S12	T 50	10.00	5.42	6.14	7.23	1.08	7.23	1.08	6.48	7.27	0.046834	4.71	2.13	3.40	1.90
Rio Terroso	12	TER_S12	T 200	15.00	5.42	7.76	7.23	-0.53	7.23	-0.53	6.77	8.10	0.010818	2.58	5.81		0.55
Rio Terroso	12	TER_S12	T 500	18.00	5.42	10.28	7.23	-3.05	7.23	-3.05	6.94	10.77	0.015577	3.10	5.81		0.45
Rio Terroso	11.15	TER_S11	T 50	10.00	5.08	6.29	7.28	0.99	7.28	0.99	6.09	6.62	0.008010	2.53	3.96	3.40	0.75
Rio Terroso	11.15	TER_S11	T 200	15.00	5.08	7.60	7.28	-0.32	7.28	-0.32	6.39	7.82	0.005696	2.05	7.31		0.42
Rio Terroso	11.15	TER_S11	T 500	18.00	5.08	10.06	7.28	-2.78	7.28	-2.78	6.55	10.37	0.008202	2.46	7.31		0.35
Rio Terroso	11.1	TER_S11	T 50	10.00	5.03	6.26	7.23	0.97	7.23	0.97	6.04	6.58	0.007673	2.49	4.02	3.40	0.73
Rio Terroso	11.1	TER_S11	T 200	15.00	5.03	7.58	7.23	-0.35	7.23	-0.35	6.34	7.79	0.005698	2.05	7.31		0.41
Rio Terroso	11.1	TER_S11	T 500	18.00	5.03	10.02	7.23	-2.79	7.23	-2.79	6.50	10.33	0.008205	2.46	7.31		0.35
Rio Terroso	10.2	TER_S10	T 50	10.00	5.03	6.26	8.13	1.87	8.60	2.34	6.04	6.58	0.007717	2.49	4.01	3.40	0.73
Rio Terroso	10.2	TER_S10	T 200	15.00	5.03	7.62	8.13	0.51	8.60	0.98	6.34	7.77	0.002281	1.74	8.63	3.40	0.35
Rio Terroso	10.2	TER_S10	T 500	18.00	5.03	10.20	8.13	-2.07	8.60	-1.60	6.50	10.25	0.000600	1.03	17.41	3.40	0.15
Rio Terroso	10.15	TER_S10	T 50	10.00	5.00	6.24	8.13	1.89	8.60	2.36	6.01	6.55	0.007598	2.48	4.03	3.40	0.73
Rio Terroso	10.15	TER_S10	T 200	15.00	5.00	7.61	8.13	0.52	8.60	0.99	6.31	7.76	0.002225	1.72	8.71	3.40	0.34

HEC-RAS Plan: 02_lid alto River: Rio Terroso Reach: Rio Terroso (Continued)

Reach	River Sta	Profile	Q Total (m3/s)	Min Ch El (m)	W.S. Elev (m)	LOB Elev (m)	L. Freeboard (m)	ROB Elev (m)	R. Freeboard (m)	Crit W.S. (m)	E.G. Elev (m)	E.G. Slope (m/m)	Vel Chnl (m/s)	Flow Area (m2)	Top Width (m)	Froude # Chl
Rio Terroso	10.15 TER_S10	T 500	18.00	5.00	10.20	8.13	-2.07	8.60	-1.60	6.47	10.25	0.000592	1.03	17.51	3.40	0.14
Rio Terroso	10.1 TER_S10	T 50	10.00	4.92	6.03	8.13	2.10	8.60	2.57	5.97	6.47	0.012229	2.96	3.38	3.20	0.92
Rio Terroso	10.1 TER_S10	T 200	15.00	4.92	7.58	8.13	0.55	8.60	1.02	6.28	7.75	0.002514	1.79	8.36	3.20	0.35
Rio Terroso	10.1 TER_S10	T 500	18.00	4.92	10.19	8.13	-2.06	8.60	-1.59	6.45	10.25	0.000689	1.08	16.70	3.20	0.15
Rio Terroso	9.2 TER_S9	T 50	10.00	4.92	5.97	6.62	0.65	6.62	0.65	5.97	6.47	0.014450	3.14	3.19	3.20	1.00
Rio Terroso	9.2 TER_S9	T 200	15.00	4.92	7.45	6.62	-0.83	6.62	-0.83	6.28	7.73	0.007794	2.36	6.36		0.48
Rio Terroso	9.2 TER_S9	T 500	18.00	4.92	9.80	6.62	-3.18	6.62	-3.18	6.45	10.21	0.011223	2.83	6.36		0.41
Rio Terroso	9.15 TER_S9	T 50	10.00	4.47	5.23	6.17	0.94	6.17	0.94	5.54	6.27	0.040420	4.52	2.21	3.10	1.71
Rio Terroso	9.15 TER_S9	T 200	15.00	4.47	7.38	6.17	-1.21	6.17	-1.21	5.85	7.69	0.008524	2.44	6.14		0.46
Rio Terroso	9.15 TER_S9	T 500	18.00	4.47	9.71	6.17	-3.54	6.17	-3.54	6.03	10.15	0.012275	2.93	6.14		0.41
Rio Terroso	9.1 TER_S9	T 50	10.00	3.42	4.22	5.12	0.90	5.12	0.90	4.52	5.26	0.039171	4.51	2.22	2.95	1.66
Rio Terroso	9.1 TER_S9	T 200	15.00	3.42	7.13	5.12	-2.01	5.12	-2.01	4.85	7.47	0.009653	2.57	5.84		0.43
Rio Terroso	9.1 TER_S9	T 500	18.00	3.42	9.35	5.12	-4.23	5.12	-4.23	5.03	9.83	0.013900	3.08	5.84		0.41
Rio Terroso	8.2 TER_S8	T 50	10.00	3.42	4.22	5.12	0.90	5.12	0.90	4.52	5.26	0.039171	4.51	2.22	2.95	1.66
Rio Terroso	8.2 TER_S8	T 200	15.00	3.42	7.25	5.12	-2.13	5.12	-2.13	4.85	7.42	0.003926	1.85	8.10		0.30
Rio Terroso	8.2 TER_S8	T 500	18.00	3.42	9.51	5.12	-4.39	5.12	-4.39	5.03	9.76	0.005653	2.22	8.10		0.29
Rio Terroso	8.15 TER_S8	T 50	10.00	3.06	3.87	4.76	0.89	4.76	0.89	4.18	4.91	0.039074	4.51	2.22	2.90	1.65
Rio Terroso	8.15 TER_S8	T 200	15.00	3.06	7.20	4.76	-2.44	4.76	-2.44	4.51	7.38	0.004093	1.88	7.97		0.30
Rio Terroso	8.15 TER_S8	T 500	18.00	3.06	9.45	4.76	-4.69	4.76	-4.69	4.69	9.71	0.005894	2.26	7.97		0.29
Rio Terroso	8.1 TER_S8	T 50	10.00	2.77	3.57	4.47	0.90	4.47	0.90	3.89	4.65	0.041199	4.60	2.18	2.90	1.69
Rio Terroso	8.1 TER_S8	T 200	15.00	2.77	7.18	4.47	-2.71	4.47	-2.71	4.22	7.36	0.004094	1.88	7.97		0.29
Rio Terroso	8.1 TER_S8	T 500	18.00	2.77	9.41	4.47	-4.94	4.47	-4.94	4.40	9.67	0.005895	2.26	7.97		0.28
Rio Terroso	7.1 TER_S7	T 50	10.00	2.77	3.39	4.45	1.06	4.45	1.06	3.74	4.60	0.055130	4.87	2.05	3.60	2.06
Rio Terroso	7.1 TER_S7	T 200	15.00	2.77	6.98	4.45	-2.53	4.45	-2.53	4.03	7.31	0.010938	2.56	5.87		0.40
Rio Terroso	7.1 TER_S7	T 500	18.00	2.77	9.13	4.45	-4.68	4.45	-4.68	4.19	9.61	0.015751	3.07	5.87		0.39
Rio Terroso	7 TER_S7	T 50	10.00	2.65	4.16	4.33	0.17	4.33	0.17	3.62	4.35	0.004232	1.90	5.27	3.60	0.50
Rio Terroso	7 TER_S7	T 200	15.00	2.65	6.94	4.33	-2.61	4.33	-2.61	3.91	7.27	0.012556	2.56	5.87		0.40
Rio Terroso	7 TER_S7	T 500	18.00	2.65	9.07	4.33	-4.74	4.33	-4.74	4.07	9.55	0.018081	3.07	5.87		0.39
Rio Terroso	6 TER_S6	T 50	10.00	1.93	4.16	4.13	-0.03	4.13	-0.03	2.94	4.26	0.002906	1.37	7.31		0.30
Rio Terroso	6 TER_S6	T 200	15.00	1.93	6.83	4.13	-2.70	4.13	-2.70	3.24	7.04	0.006539	2.05	7.31		0.30
Rio Terroso	6 TER_S6	T 500	18.00	1.93	8.91	4.13	-4.78	4.13	-4.78	3.40	9.22	0.009416	2.46	7.31		0.30
Rio Terroso	5 TER_S5	T 50	10.00	1.55	3.98	2.87	-1.11	2.87	-1.11	2.53	4.17	0.009554	1.97	5.08		0.42
Rio Terroso	5 TER_S5	T 200	15.00	1.55	6.40	2.87	-3.53	2.87	-3.53	2.77	6.85	0.021497	2.95	5.08		0.44
Rio Terroso	5 TER_S5	T 500	18.00	1.55	8.30	2.87	-5.43	2.87	-5.43	2.87	8.94	0.030955	3.54	5.08		0.44
Rio Terroso	4 TER_S4	T 50	10.00	1.43	3.05	2.43	-0.62	2.43	-0.62	2.43	3.67	0.037018	3.51	2.85		0.89
Rio Terroso	4 TER_S4	T 200	15.00	1.43	4.31	2.43	-1.88	2.43	-1.88	2.43	5.72	0.083289	5.26	2.85		1.00
Rio Terroso	4 TER_S4	T 500	18.00	1.43	5.29	2.43	-2.86	2.43	-2.86	2.43	7.32	0.119937	6.32	2.85		1.03
Rio Terroso	3 TER_S3	T 50	10.00	1.21	2.40	2.35	-0.05	2.35	-0.05	2.31	2.88	0.024824	3.07	3.25		0.92
Rio Terroso	3 TER_S3	T 200	15.00	1.21	2.86	2.35	-0.51	2.35	-0.51	2.35	3.94	0.055853	4.61	3.25		1.17
Rio Terroso	3 TER_S3	T 500	18.00	1.21	3.19	2.35	-0.84	2.35	-0.84	2.35	4.75	0.080428	5.53	3.25		1.27

HEC-RAS Plan: 02_lid alto River: Rio Terroso Reach: Rio Terroso (Continued)

Reach	River Sta		Profile	Q Total (m3/s)	Min Ch El (m)	W.S. Elev (m)	LOB Elev (m)	L. Freeboard (m)	ROB Elev (m)	R. Freeboard (m)	Crit W.S. (m)	E.G. Elev (m)	E.G. Slope (m/m)	Vel Chnl (m/s)	Flow Area (m2)	Top Width (m)	Froude # Chl
Rio Terroso	2	TER_S2	T 50	10.00	0.75	1.96	2.80	0.84	2.80	0.84	1.84	2.38	0.011047	2.87	3.49	3.00	0.85
Rio Terroso	2	TER_S2	T 200	15.00	0.75	2.23	2.80	0.57	2.80	0.57	2.17	2.85	0.014272	3.50	4.28	3.00	0.94
Rio Terroso	2	TER_S2	T 500	18.00	0.75	2.35	2.80	0.45	2.80	0.45	2.34	3.11	0.016492	3.87	4.65	3.00	0.99
Rio Terroso	1	TER_S1	T 50	10.00	0.66	1.33	1.66	0.33	2.19	0.86	1.55	2.11	0.030202	3.92	2.55	3.90	1.55
Rio Terroso	1	TER_S1	T 200	15.00	0.66	1.53	1.66	0.13	2.19	0.66	1.89	2.56	0.030455	4.48	3.35	3.96	1.56
Rio Terroso	1	TER_S1	T 500	18.00	0.66	1.64	1.66	0.02	2.19	0.55	2.02	2.79	0.030620	4.75	3.79	4.00	1.56