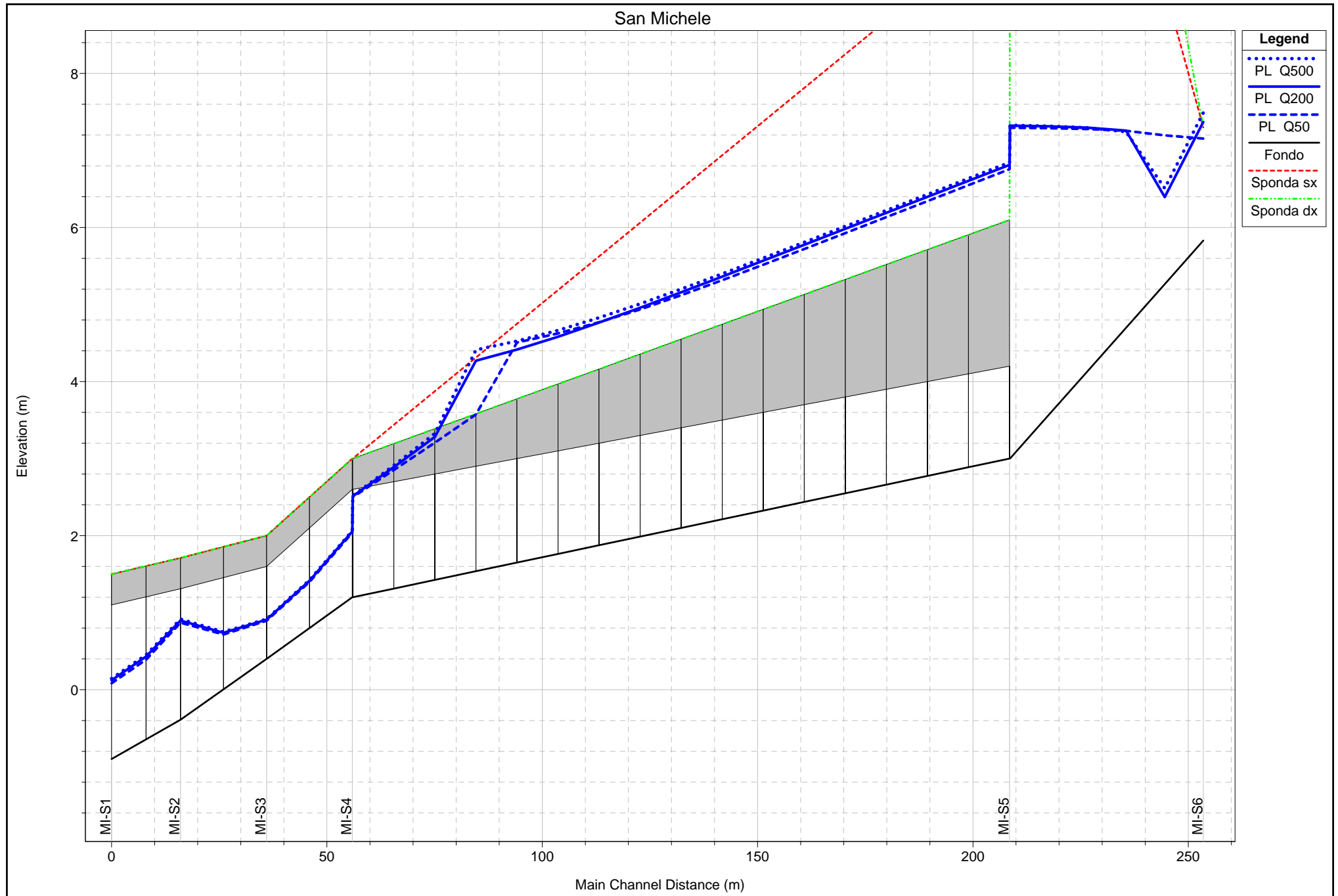


Rio San Michele

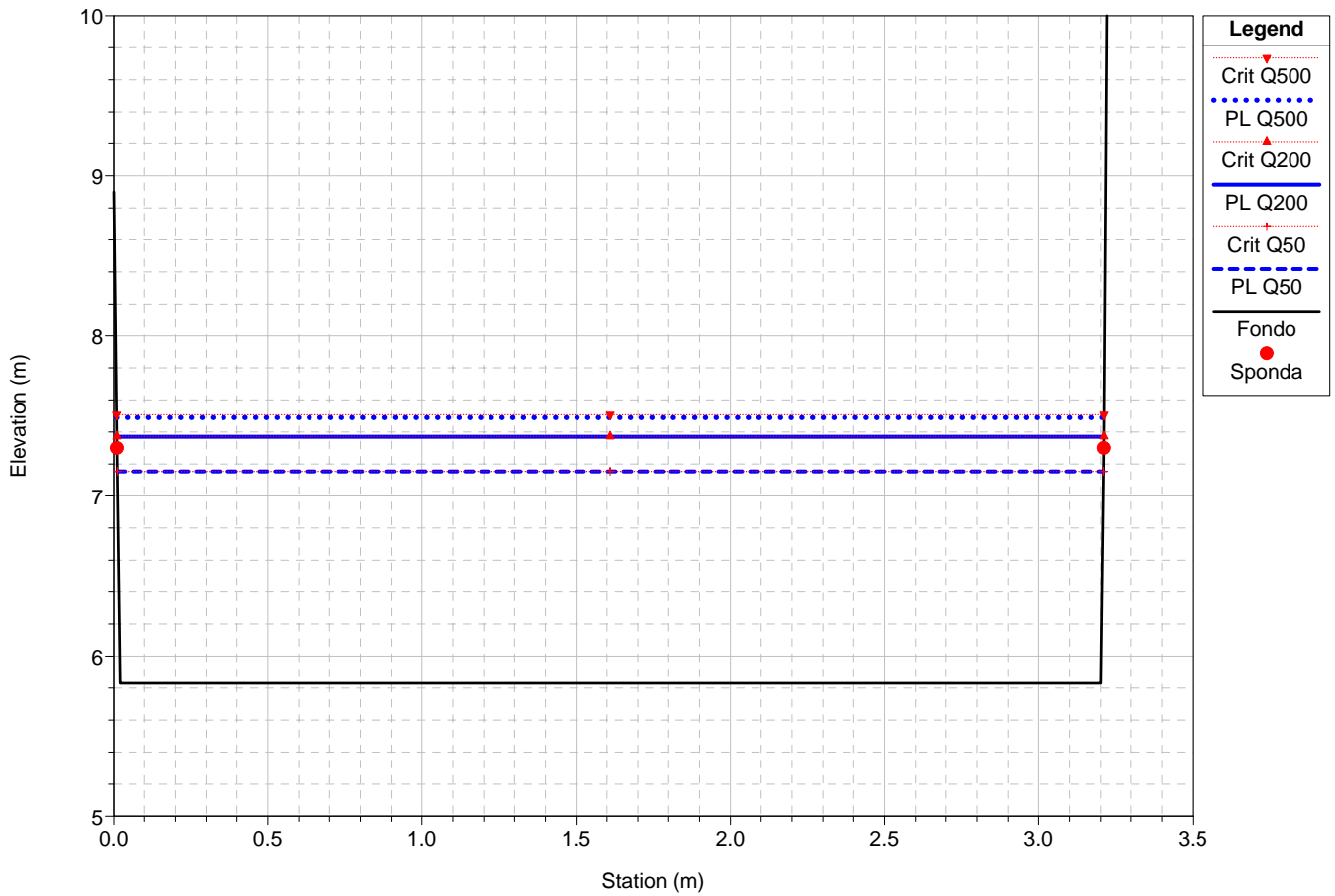
loc. S. Michele di Pagana

dalla sezione MI-S6 alla MI-S1

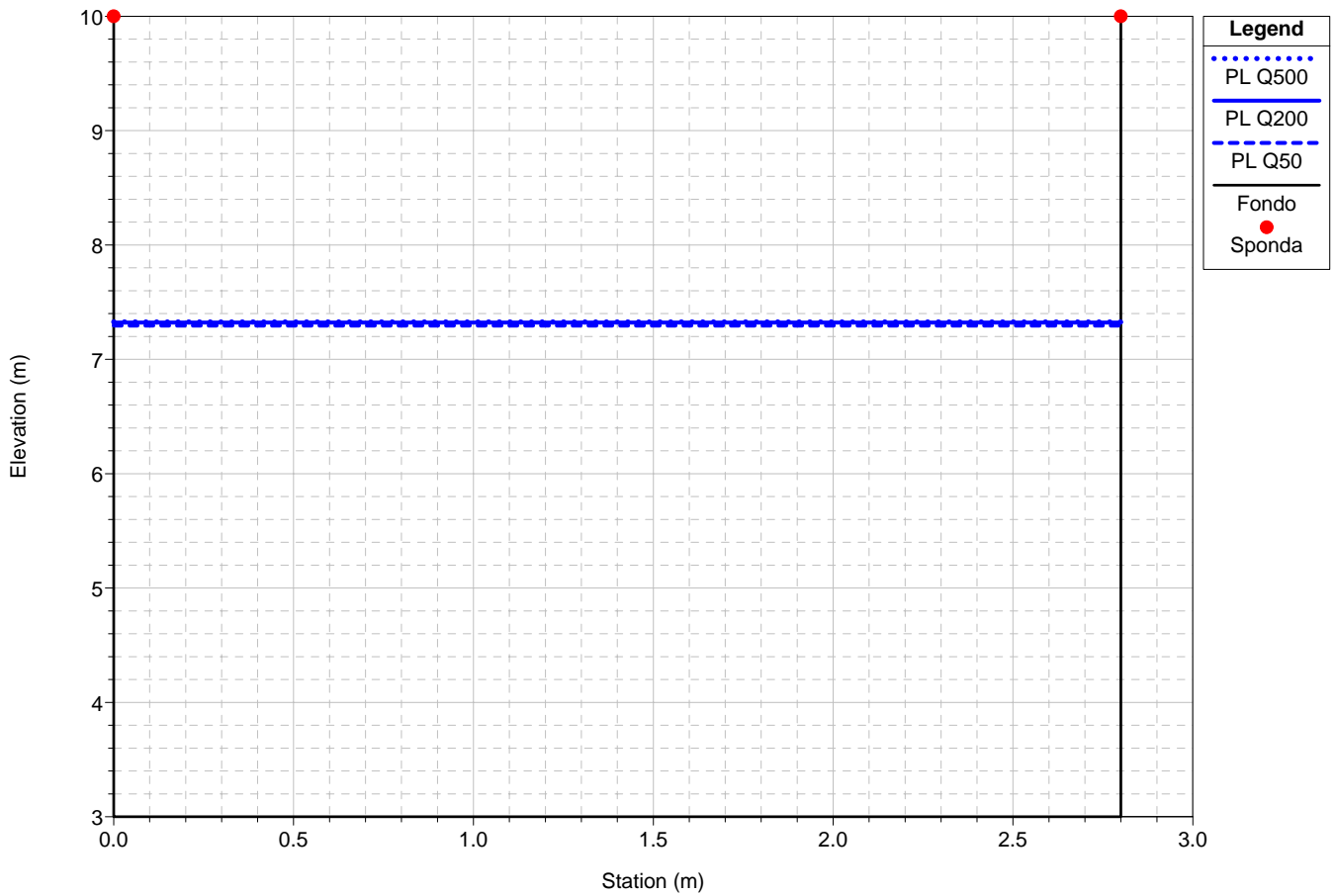
- Profili di corrente
- Sezioni idrauliche
- Tabelle dei risultati

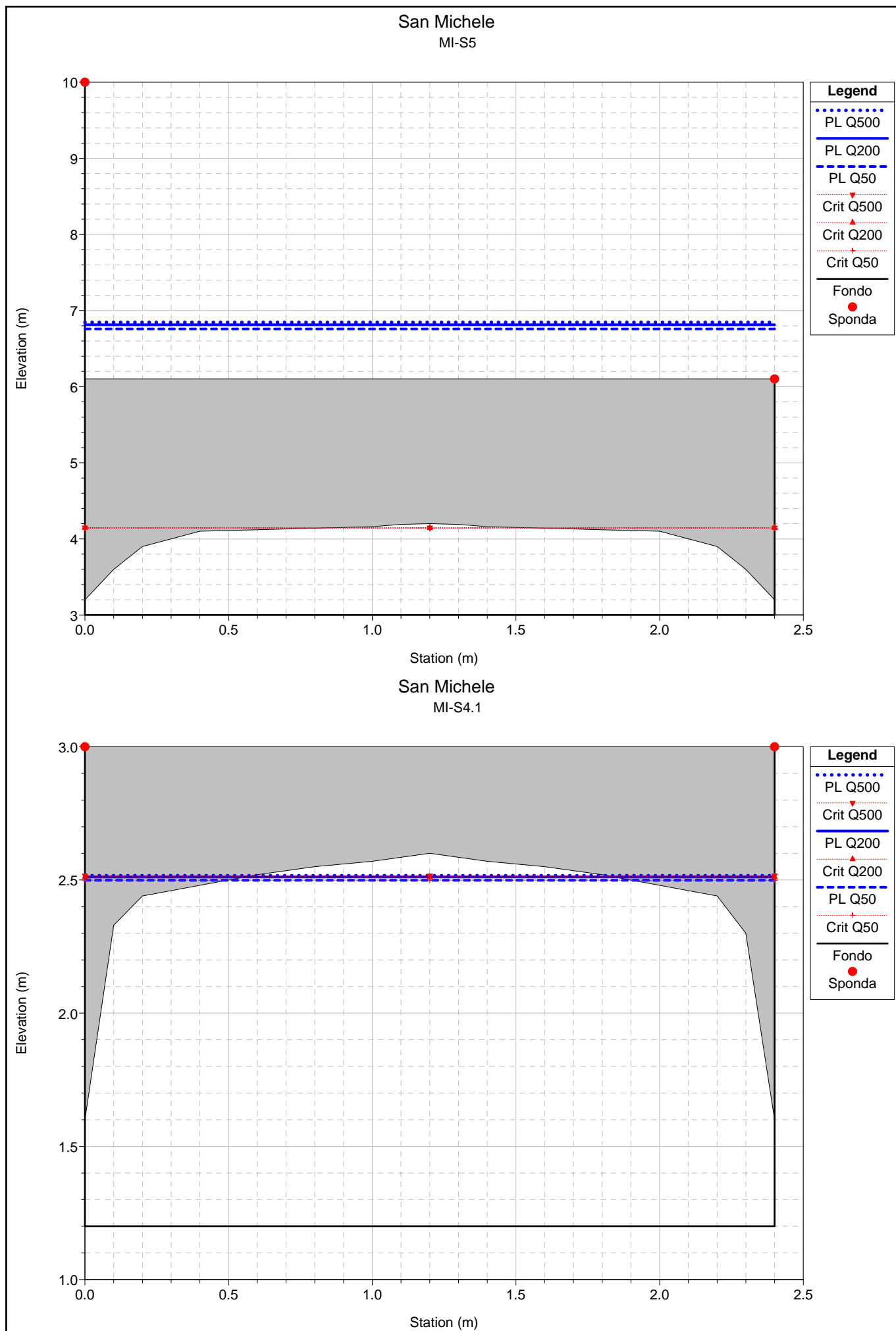


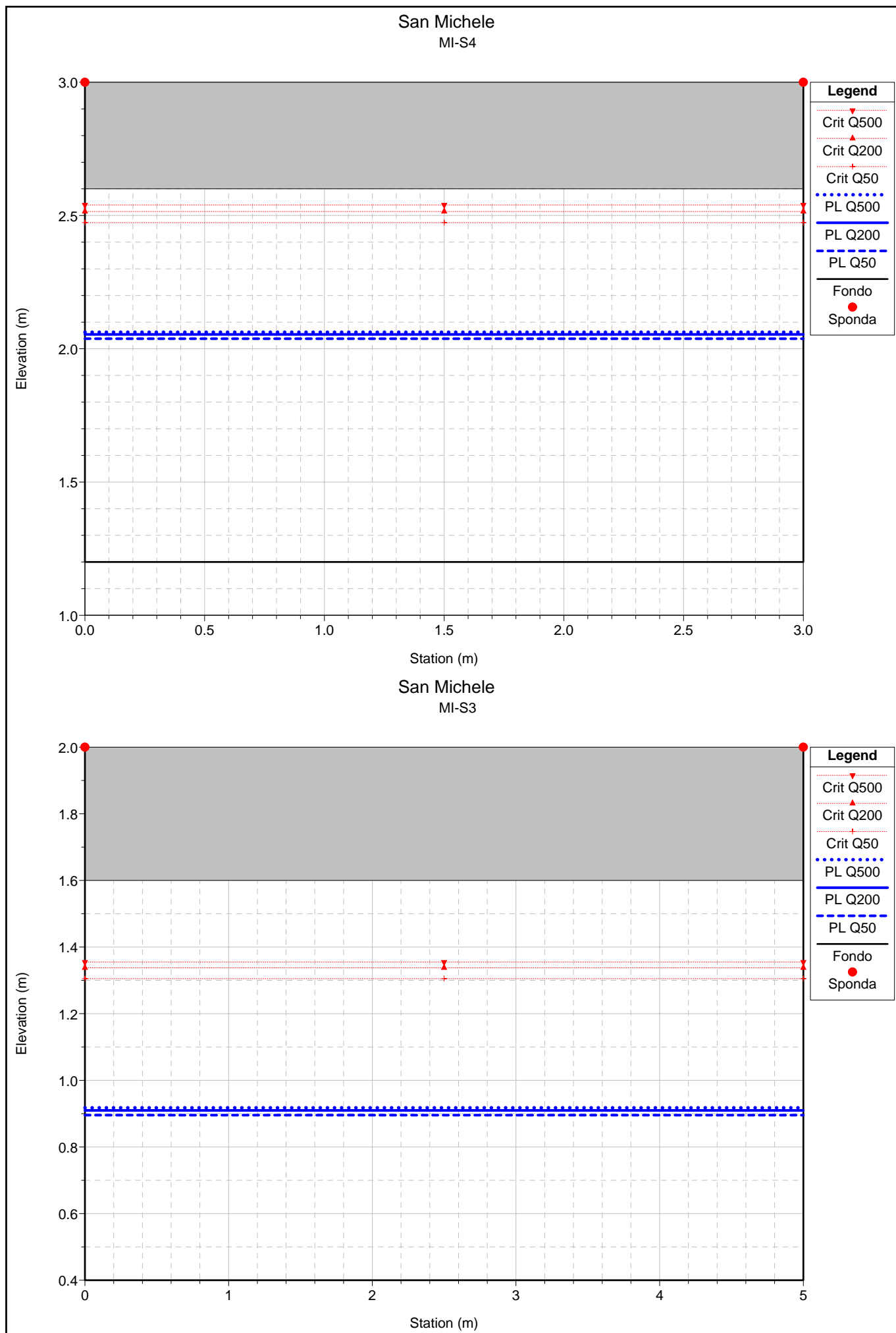
San Michele
MI-S6

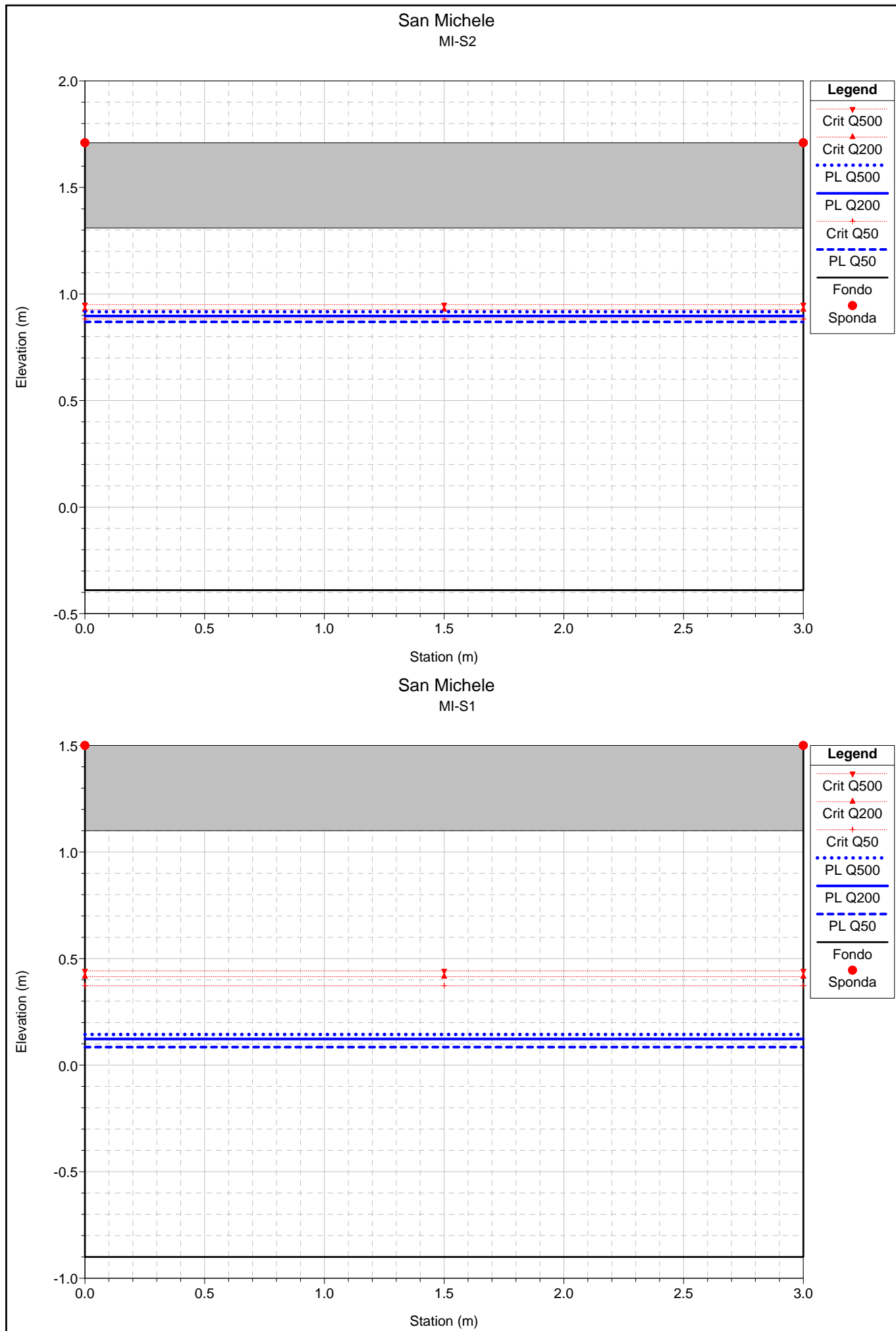


San Michele
MI-S5.1









HEC-RAS Plan: San Michele River: San Michele Reach: San Michele

| Reach | River Sta | Profile | Q Total (m3/s) | Min Ch El (m) | W.S. Elev (m) | LOB Elev (m) | L. Freeboard (m) | ROB Elev (m) | R. Freeboard (m) | Crit W.S. (m) | E.G. Elev (m) | E.G. Slope (m/m) | Vel Chnl (m/s) | Flow Area (m2) | Top Width (m) | Froude # Chl | |
|-------------|-----------|---------|-------------------|------------------|------------------|-----------------|---------------------|-----------------|---------------------|------------------|------------------|---------------------|-------------------|-------------------|------------------|--------------|------|
| San Michele | 6 | MI-S6 | Q50 | 15.20 | 5.83 | 7.15 | 7.30 | 0.15 | 7.30 | 0.15 | 7.15 | 7.81 | 0.012451 | 3.60 | 4.22 | 3.20 | 1.00 |
| San Michele | 6 | MI-S6 | Q200 | 19.20 | 5.83 | 7.37 | 7.30 | -0.07 | 7.30 | -0.07 | 7.37 | 8.15 | 0.012789 | 3.91 | 4.91 | 3.20 | 1.01 |
| San Michele | 6 | MI-S6 | Q500 | 21.70 | 5.83 | 7.49 | 7.30 | -0.19 | 7.30 | -0.19 | 7.51 | 8.34 | 0.012718 | 4.10 | 5.30 | 3.20 | 1.02 |
| San Michele | 5.1 | MI-S5.1 | Q50 | 15.20 | 3.00 | 7.29 | 10.00 | 2.71 | 10.00 | 2.71 | | 7.38 | 0.000929 | 1.26 | 12.02 | 2.80 | 0.19 |
| San Michele | 5.1 | MI-S5.1 | Q200 | 19.20 | 3.00 | 7.32 | 10.00 | 2.68 | 10.00 | 2.68 | | 7.45 | 0.001461 | 1.59 | 12.10 | 2.80 | 0.24 |
| San Michele | 5.1 | MI-S5.1 | Q500 | 21.70 | 3.00 | 7.33 | 10.00 | 2.67 | 10.00 | 2.67 | | 7.49 | 0.001860 | 1.79 | 12.12 | 2.80 | 0.27 |
| San Michele | 5 | MI-S5 | Q50 | 13.50 | 3.00 | 6.76 | 3.20 | -3.56 | 3.20 | -3.56 | 4.14 | 7.33 | 0.021849 | 3.34 | 4.04 | 2.40 | 0.55 |
| San Michele | 5 | MI-S5 | Q200 | 14.20 | 3.00 | 6.81 | 3.20 | -3.61 | 3.20 | -3.61 | 4.14 | 7.40 | 0.021848 | 3.40 | 4.17 | 2.40 | 0.56 |
| San Michele | 5 | MI-S5 | Q500 | 14.60 | 3.00 | 6.85 | 3.20 | -3.64 | 3.20 | -3.64 | 4.15 | 7.45 | 0.021845 | 3.44 | 4.25 | 2.40 | 0.56 |
| San Michele | 4.1 | MI-S4.1 | Q50 | 13.50 | 1.20 | 2.50 | 1.60 | -0.90 | 1.60 | -0.90 | 2.50 | 3.55 | 0.029925 | 4.55 | 2.97 | 1.41 | 1.27 |
| San Michele | 4.1 | MI-S4.1 | Q200 | 14.20 | 1.20 | 2.51 | 1.60 | -0.91 | 1.60 | -0.91 | 2.51 | 3.66 | 0.033466 | 4.76 | 2.98 | 1.29 | 1.33 |
| San Michele | 4.1 | MI-S4.1 | Q500 | 14.60 | 1.20 | 2.52 | 1.60 | -0.92 | 1.60 | -0.92 | 2.52 | 3.73 | 0.035556 | 4.88 | 2.99 | 1.24 | 1.36 |
| San Michele | 4 | MI-S4 | Q50 | 13.50 | 1.20 | 2.04 | 2.60 | 0.56 | 2.60 | 0.56 | 2.47 | 3.51 | 0.041248 | 5.37 | 2.51 | 3.00 | 1.87 |
| San Michele | 4 | MI-S4 | Q200 | 14.20 | 1.20 | 2.05 | 2.60 | 0.55 | 2.60 | 0.55 | 2.52 | 3.62 | 0.043240 | 5.54 | 2.56 | 3.00 | 1.92 |
| San Michele | 4 | MI-S4 | Q500 | 14.60 | 1.20 | 2.06 | 2.60 | 0.54 | 2.60 | 0.54 | 2.54 | 3.68 | 0.044425 | 5.64 | 2.59 | 3.00 | 1.94 |
| San Michele | 3 | MI-S3 | Q50 | 13.50 | 0.40 | 0.90 | 1.60 | 0.70 | 1.60 | 0.70 | 1.31 | 2.41 | 0.060231 | 5.45 | 2.48 | 5.00 | 2.47 |
| San Michele | 3 | MI-S3 | Q200 | 14.20 | 0.40 | 0.91 | 1.60 | 0.69 | 1.60 | 0.69 | 1.34 | 2.49 | 0.061026 | 5.57 | 2.55 | 5.00 | 2.49 |
| San Michele | 3 | MI-S3 | Q500 | 14.60 | 0.40 | 0.92 | 1.60 | 0.68 | 1.60 | 0.68 | 1.35 | 2.54 | 0.061496 | 5.64 | 2.59 | 5.00 | 2.50 |
| San Michele | 2 | MI-S2 | Q50 | 13.50 | -0.39 | 0.87 | 1.31 | 0.44 | 1.31 | 0.44 | 0.88 | 1.52 | 0.013218 | 3.57 | 3.78 | 3.00 | 1.02 |
| San Michele | 2 | MI-S2 | Q200 | 14.20 | -0.39 | 0.90 | 1.31 | 0.41 | 1.31 | 0.41 | 0.93 | 1.59 | 0.013799 | 3.68 | 3.86 | 3.00 | 1.04 |
| San Michele | 2 | MI-S2 | Q500 | 14.60 | -0.39 | 0.92 | 1.31 | 0.39 | 1.31 | 0.39 | 0.95 | 1.62 | 0.013981 | 3.72 | 3.92 | 3.00 | 1.04 |
| San Michele | 1 | MI-S1 | Q50 | 13.50 | -0.90 | 0.08 | 1.10 | 1.02 | 1.10 | 1.02 | 0.37 | 1.15 | 0.026124 | 4.57 | 2.95 | 3.00 | 1.47 |
| San Michele | 1 | MI-S1 | Q200 | 14.20 | -0.90 | 0.12 | 1.10 | 0.98 | 1.10 | 0.98 | 0.42 | 1.21 | 0.025986 | 4.63 | 3.07 | 3.00 | 1.46 |
| San Michele | 1 | MI-S1 | Q500 | 14.60 | -0.90 | 0.14 | 1.10 | 0.96 | 1.10 | 0.96 | 0.44 | 1.25 | 0.025917 | 4.66 | 3.13 | 3.00 | 1.46 |