



PROVINCIA DI SAVONA
PIANO DI BACINO STRALCIO SUL RISCHIO IDROGEOLOGICO

VERIFICHE IDRAULICHE

VERIFICHE IDRAULICHE BACINO SCIUSA:

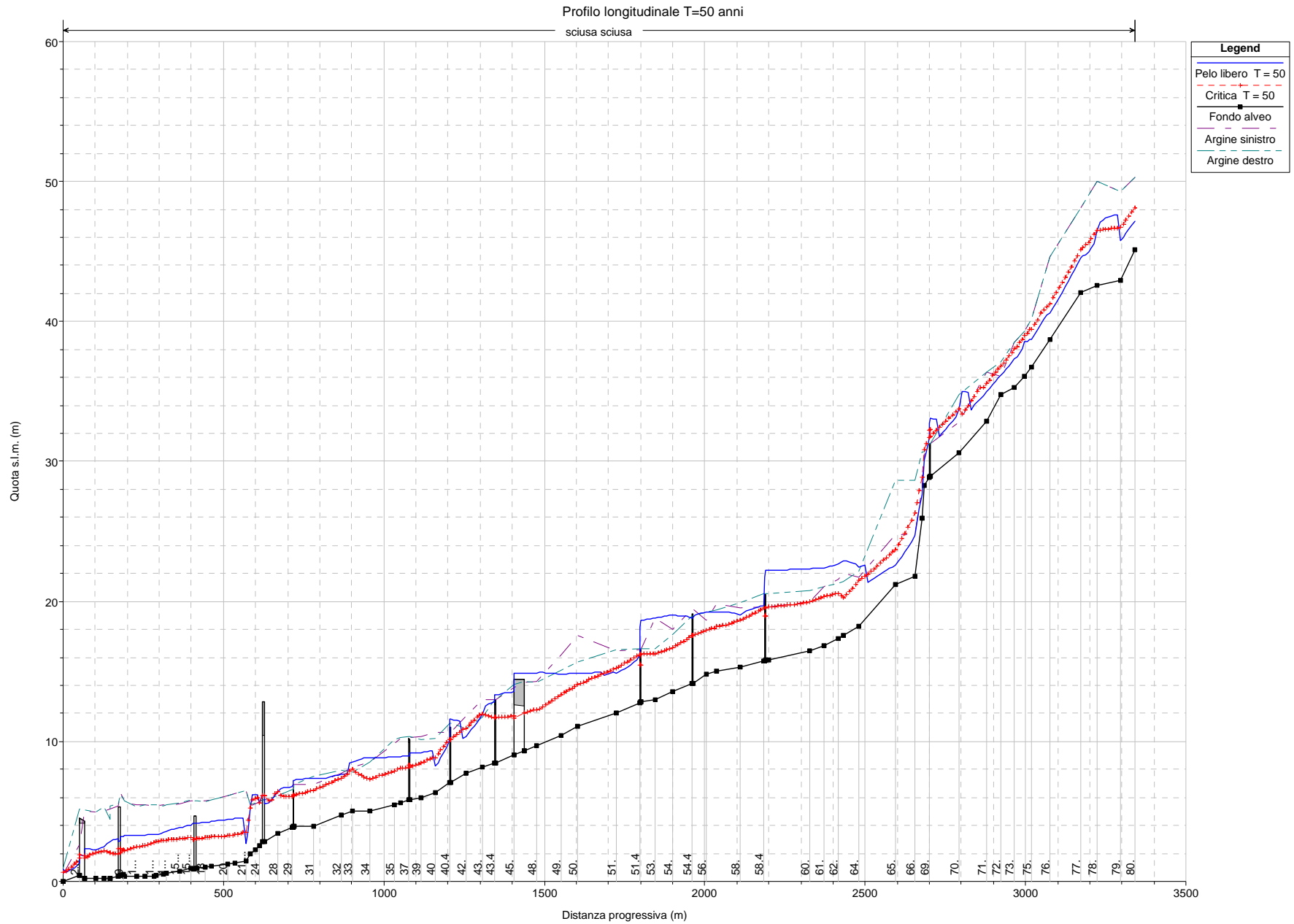
TORRENTE SCIUSA

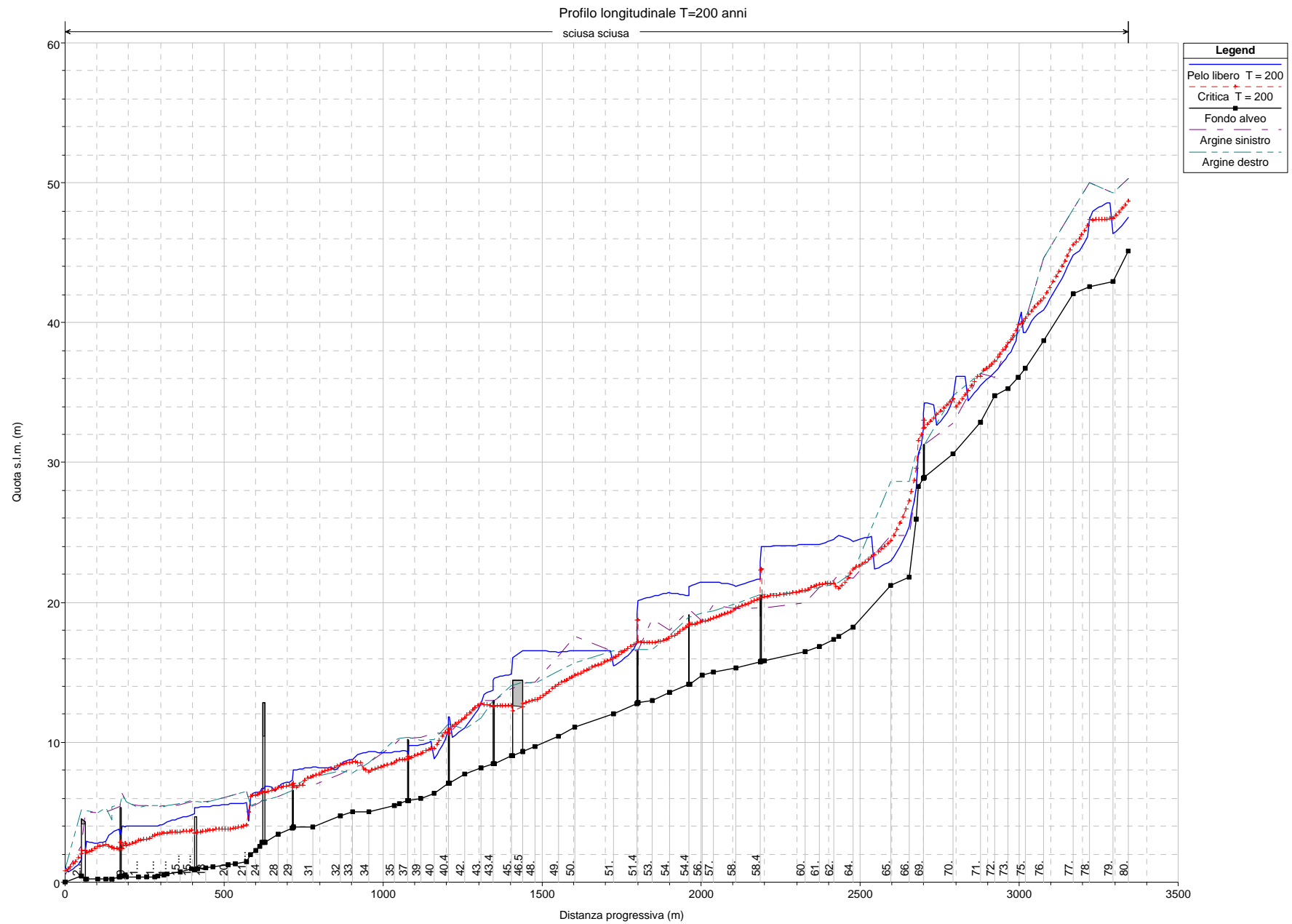
- ✚ Profili di rigurgito in condizioni di moto permanente per le portate $T=50, 200, 500$ anni.
- ✚ Geometria delle sezioni ed altezza del pelo libero in condizioni di moto permanente per le portate $T=50, 200, 500$ anni.
- ✚ Tabelle delle grandezze idrauliche significative per le portate $T=50, 200, 500$ anni.

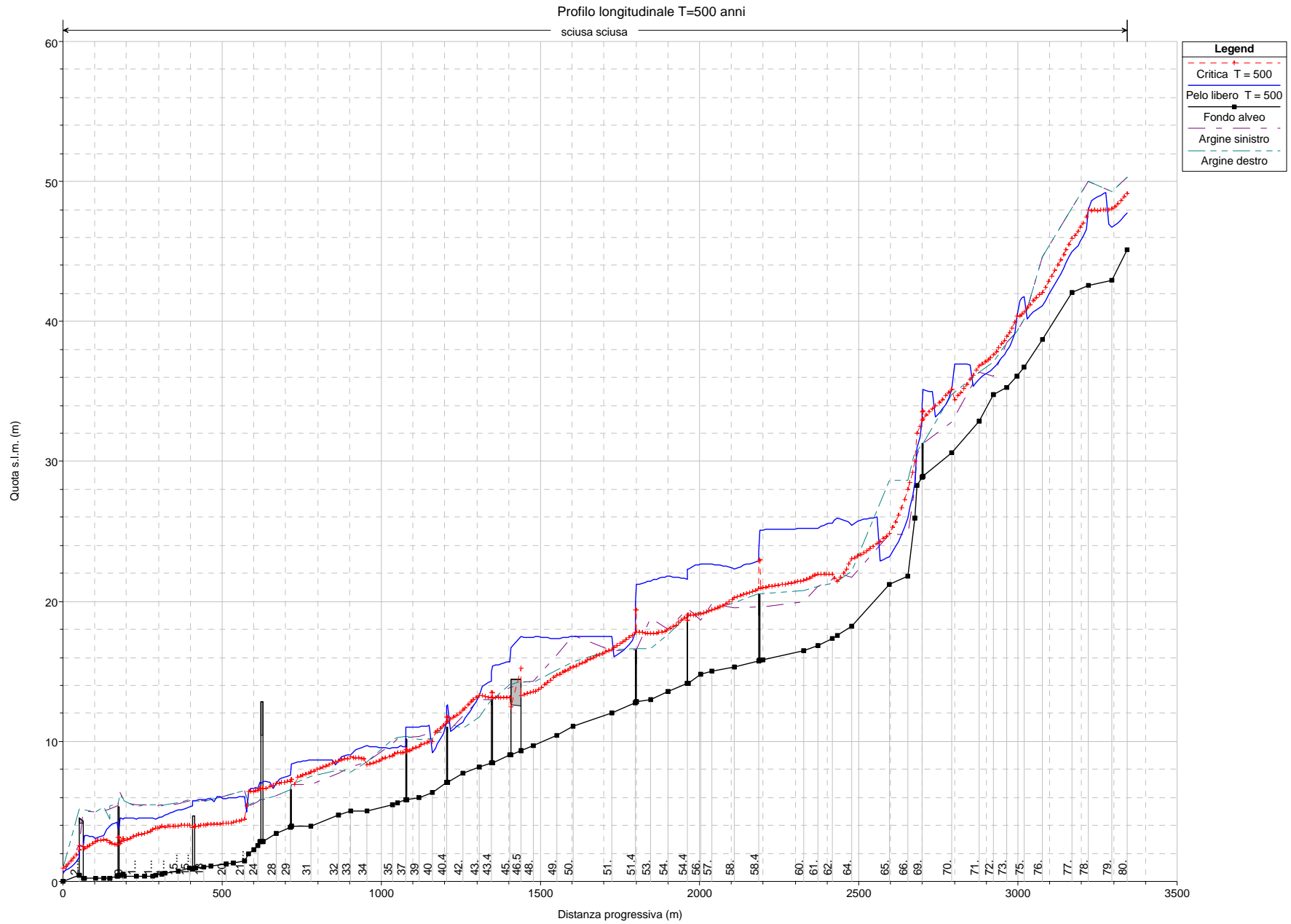


**PROFILI DI RIGURGITO IN CONDIZIONI DI MOTO
PERMANENTE PER LE PORTATE T=50, 200, 500 ANNI**

TORRENTE SCIUSA

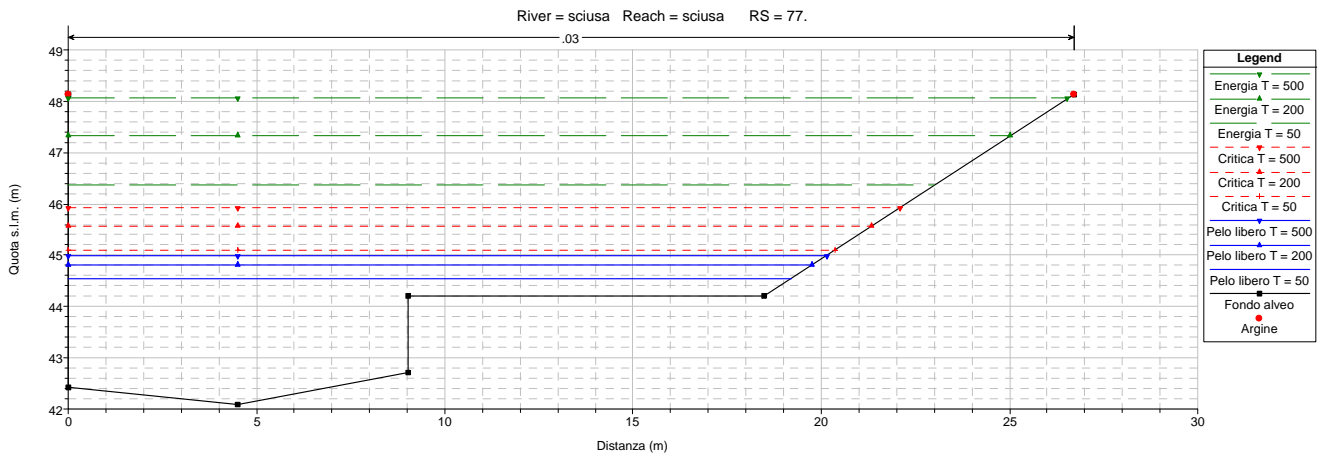
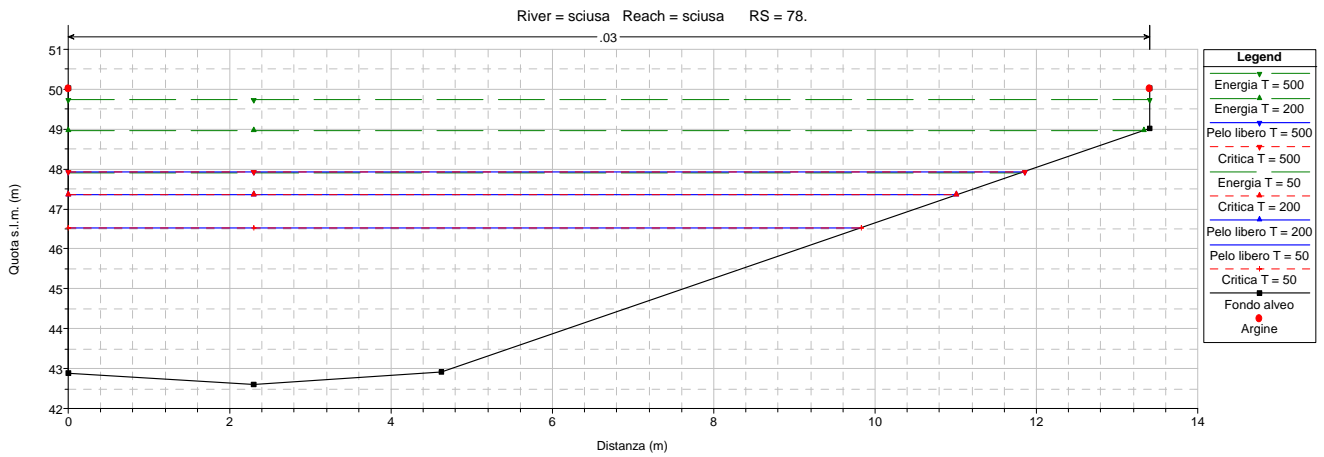
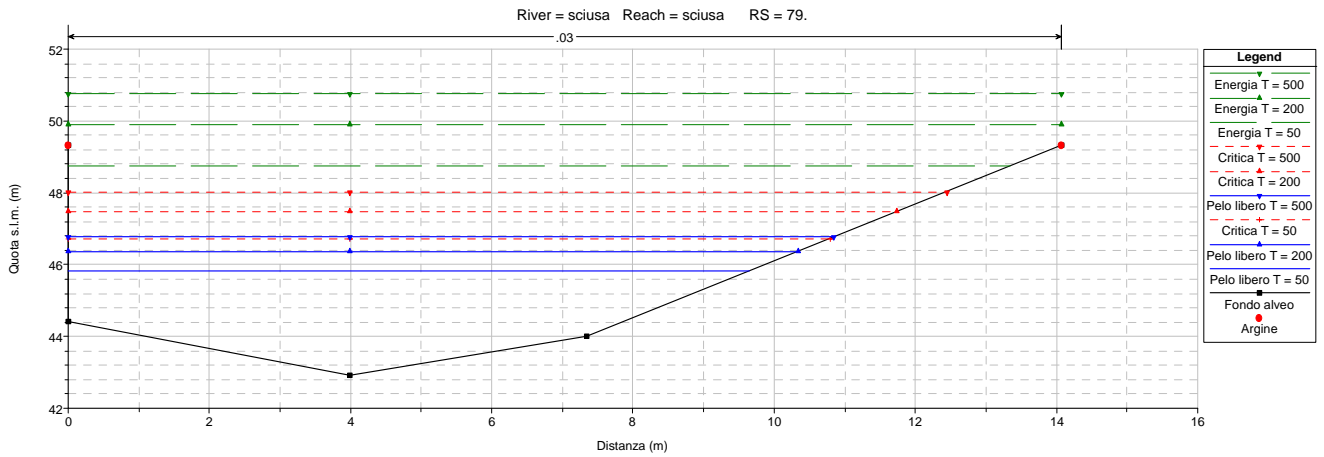
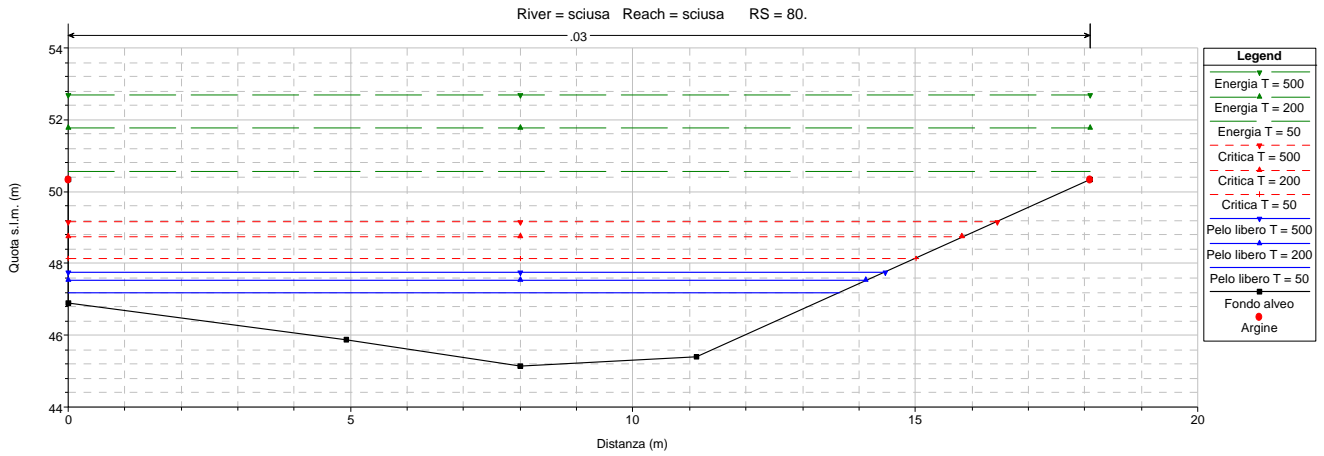


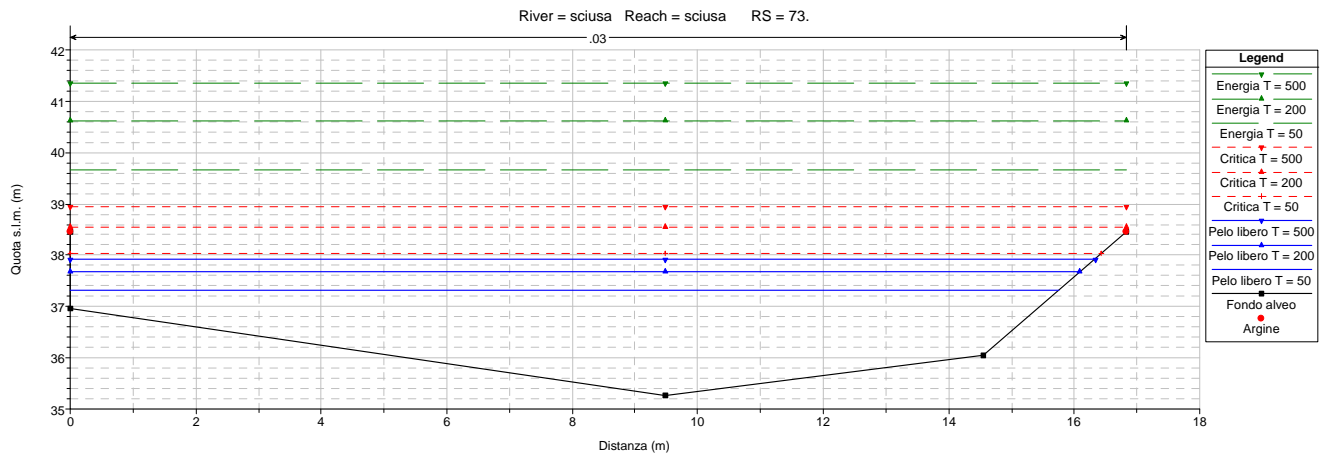
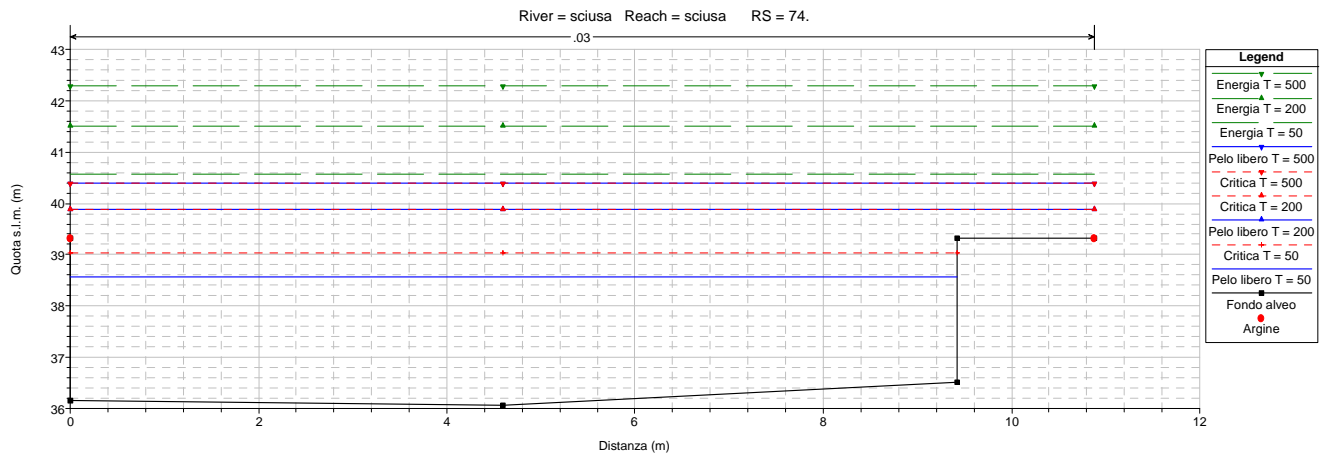
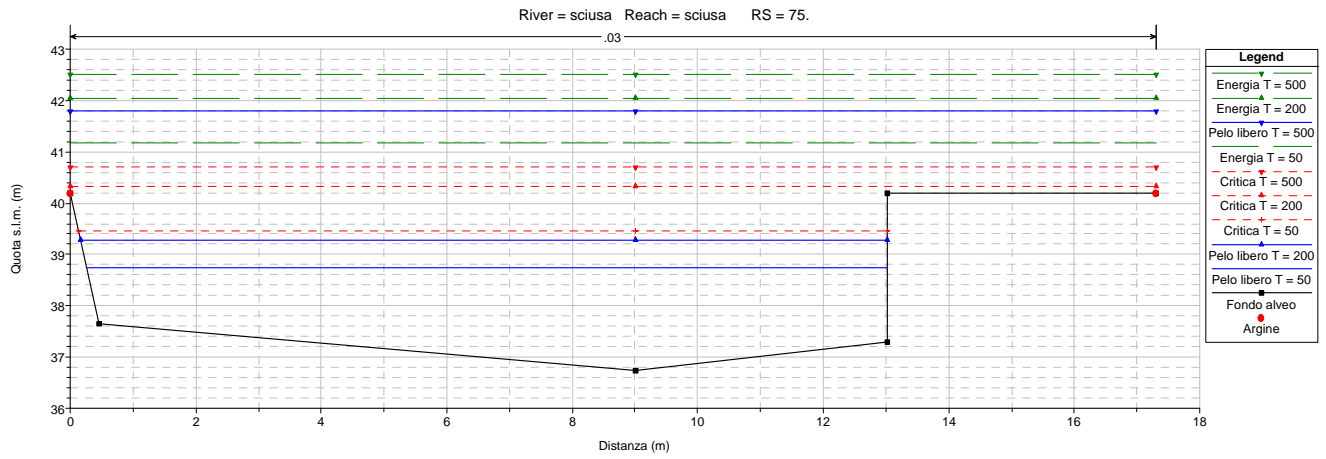
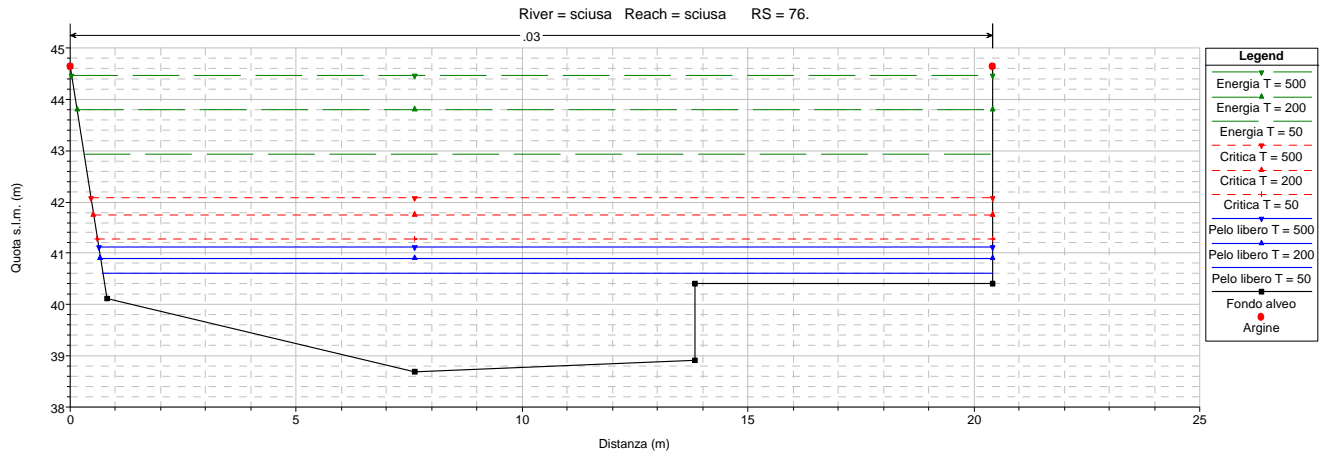


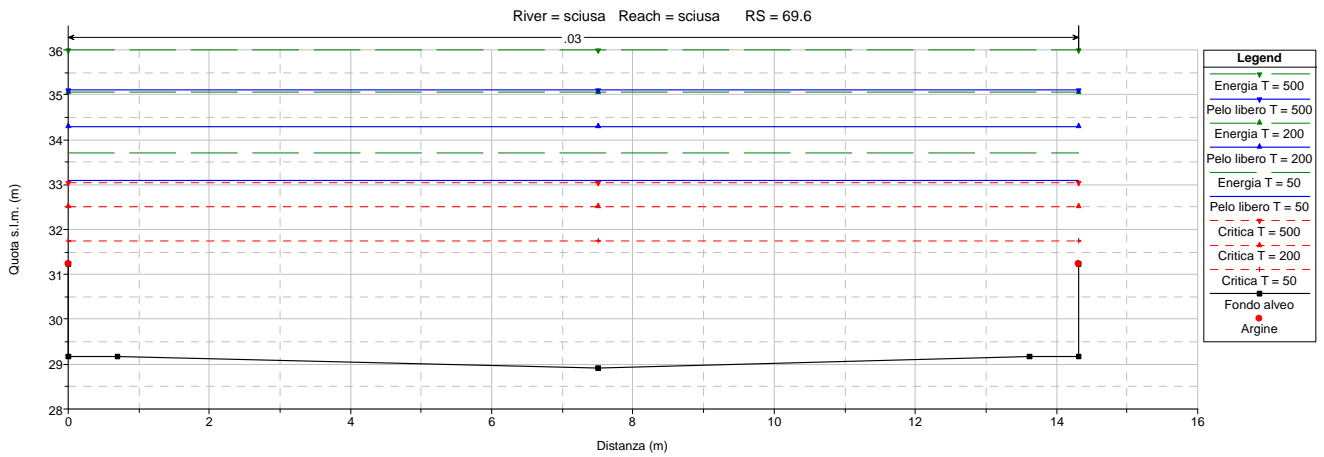
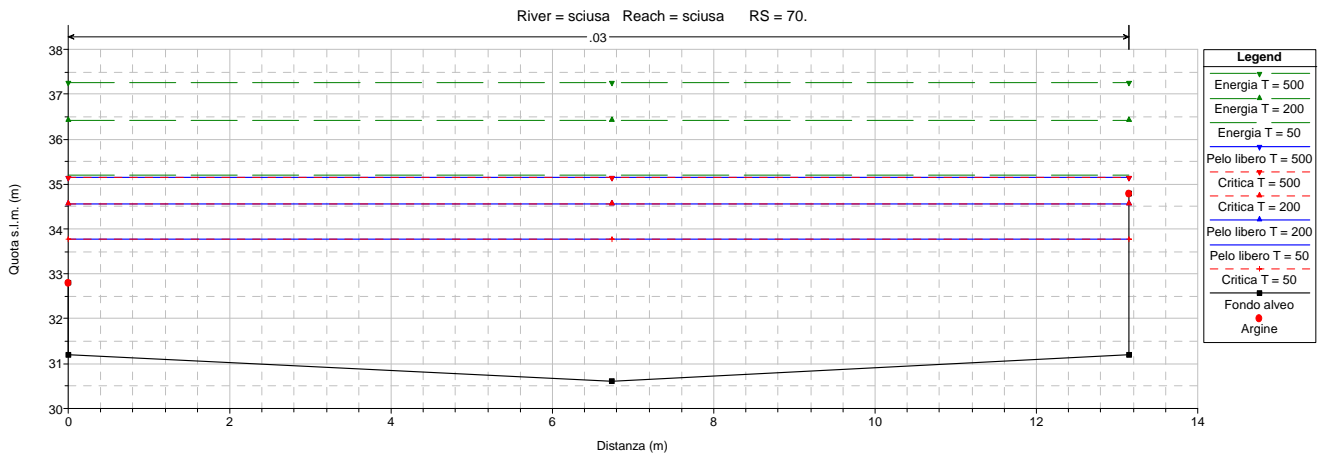
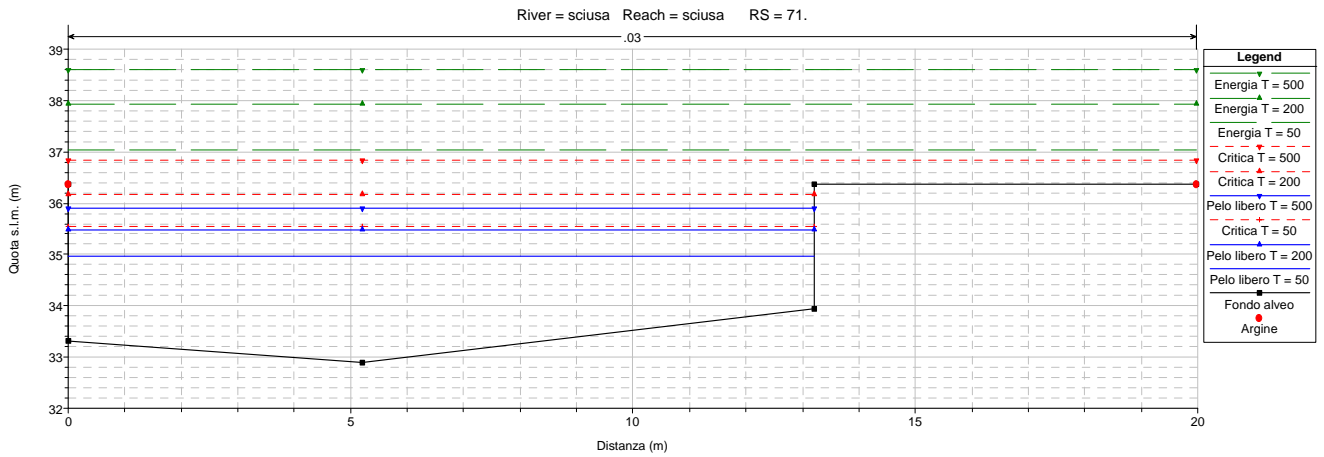
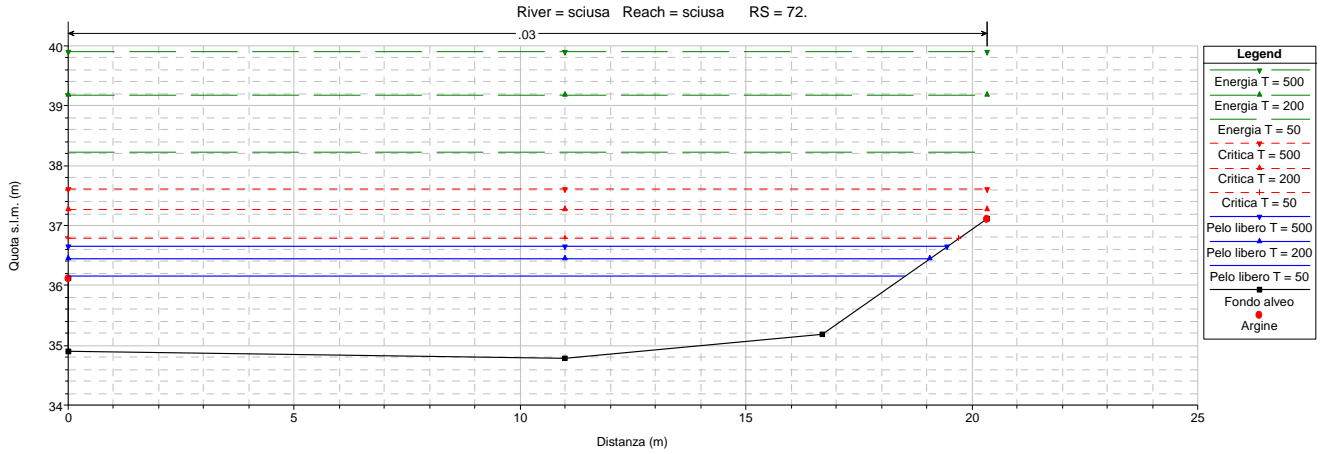


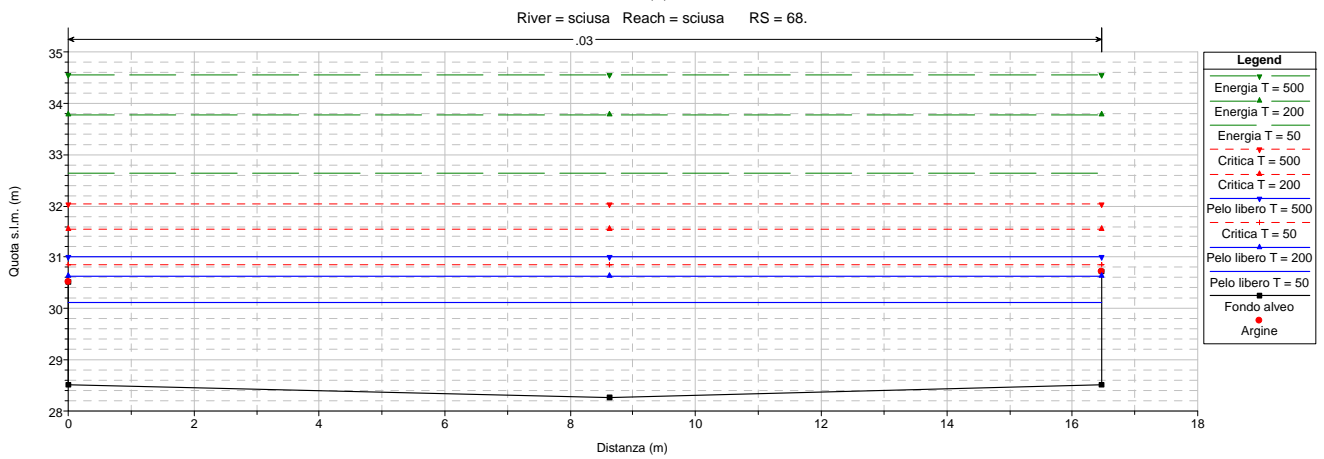
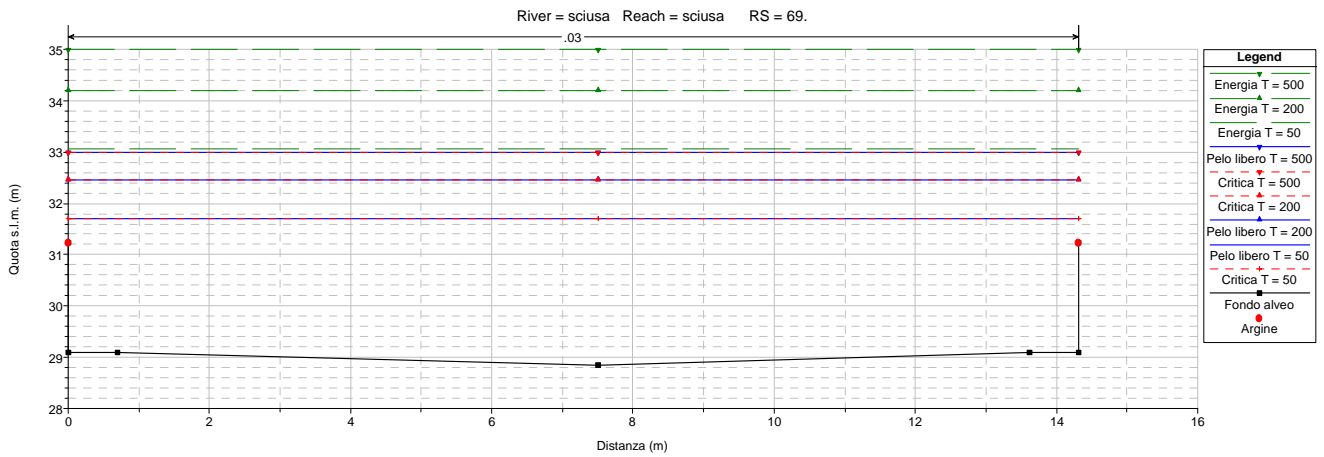
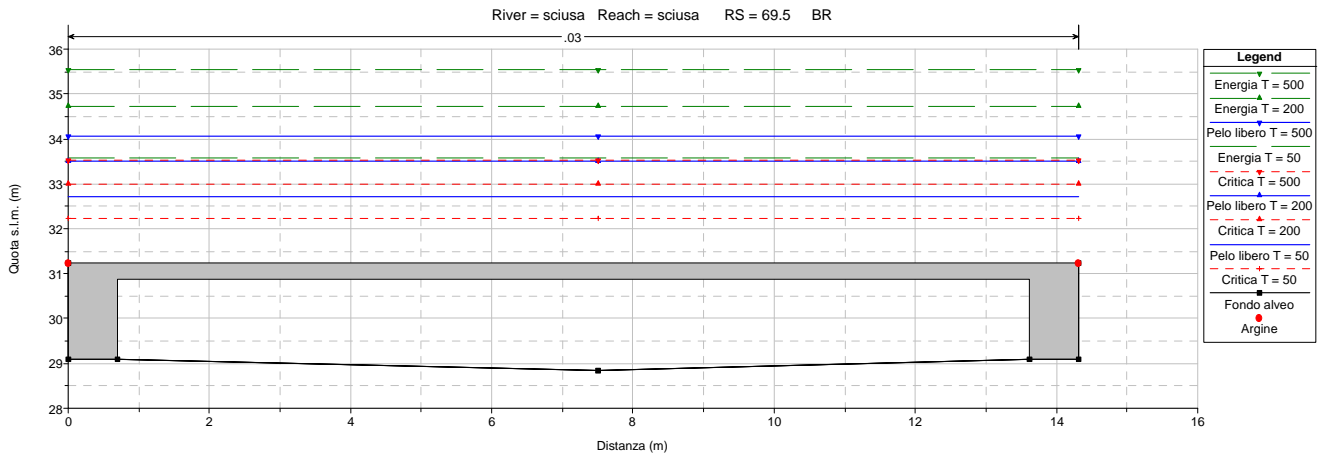
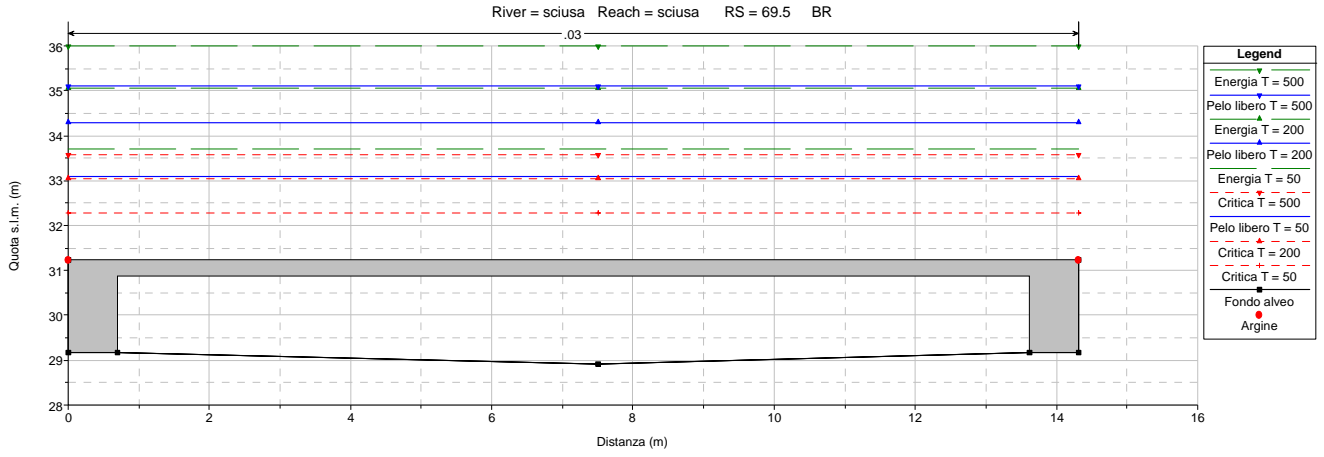
 **GEOMETRIA DELLE SEZIONI ED ALTEZZA DEL PELO LIBERO
IN CONDIZIONI DI MOTO PERMANENTE PER LE PORTATE
T=50, 200, 500 ANNI**

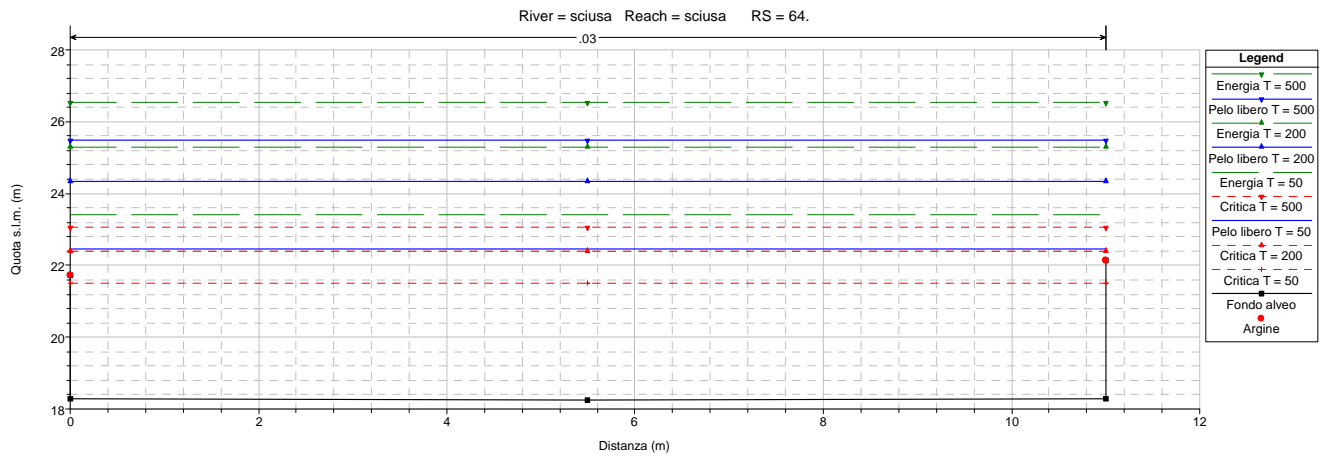
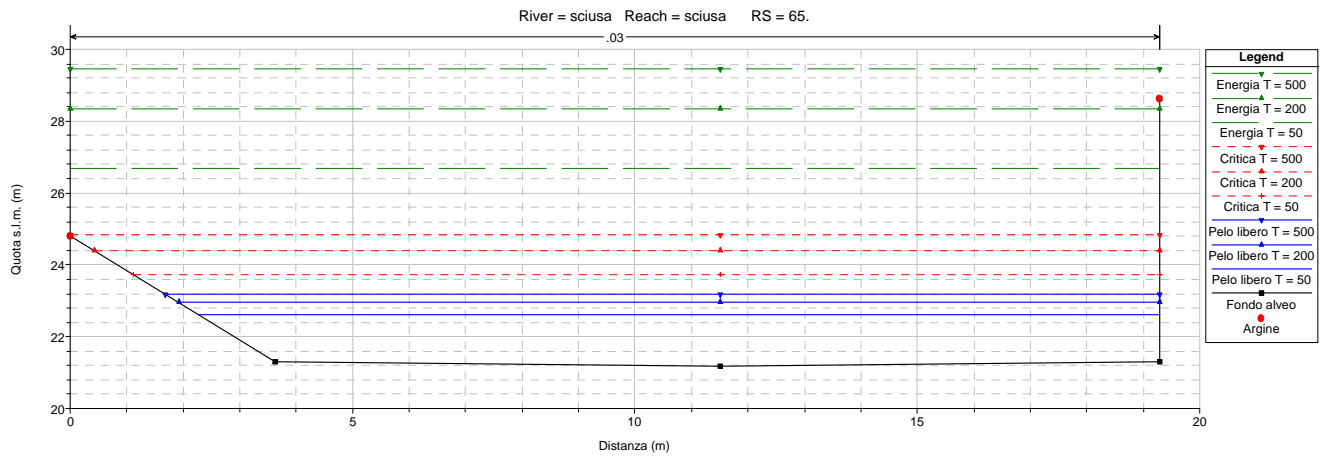
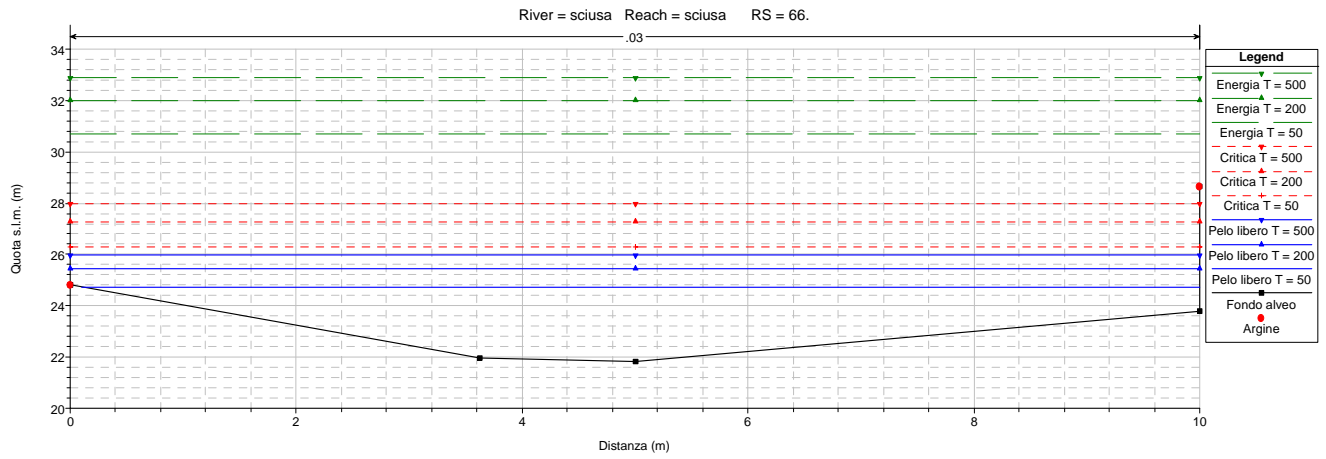
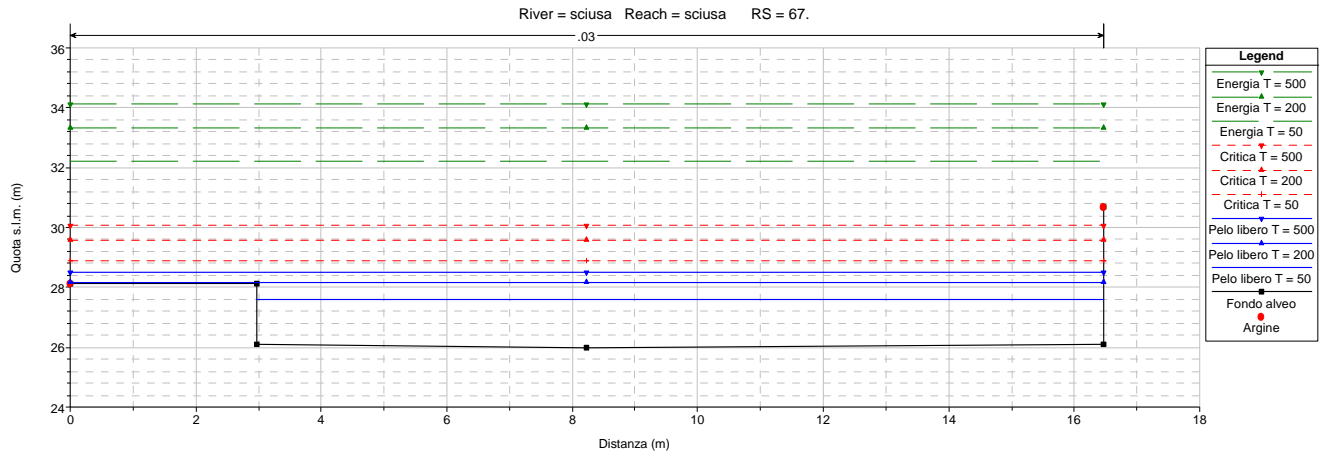
TORRENTE SCIUSA

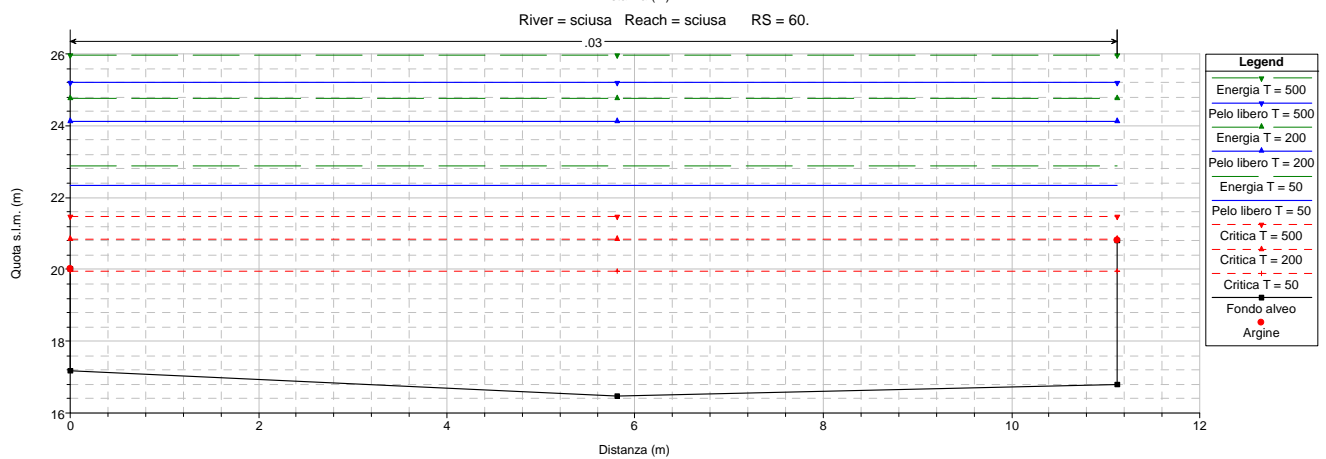
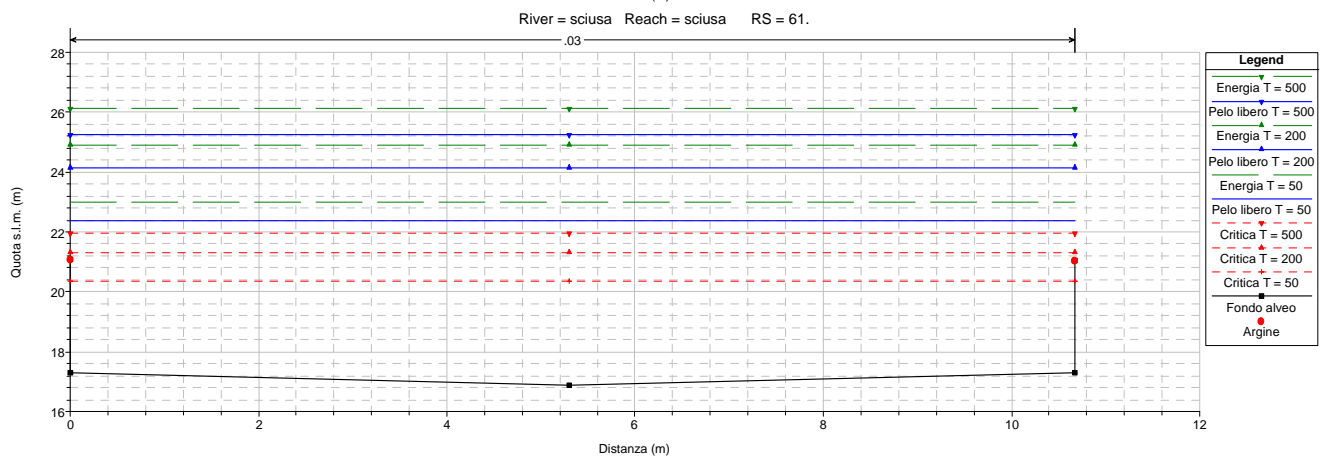
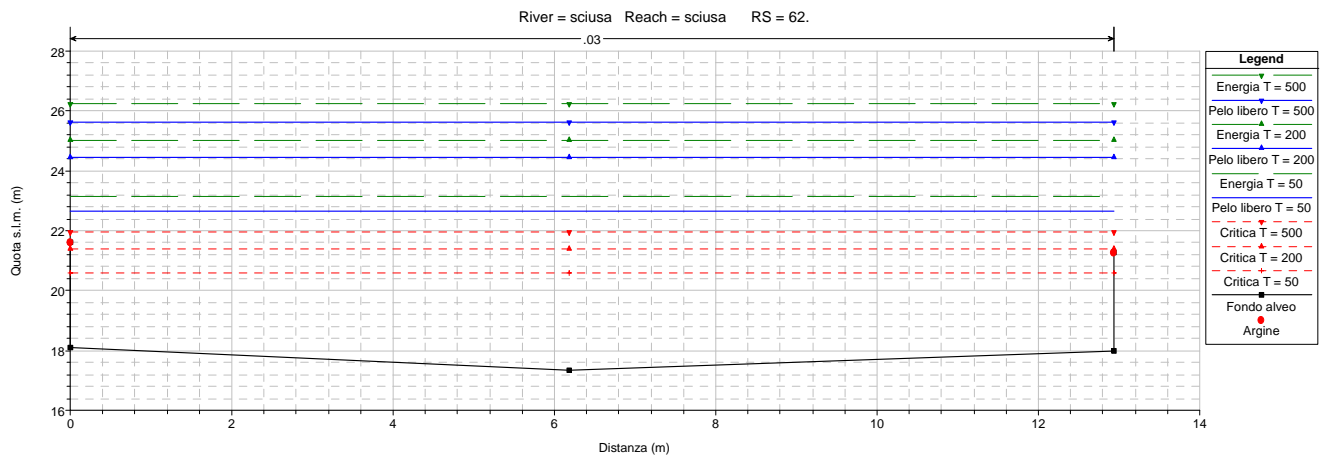
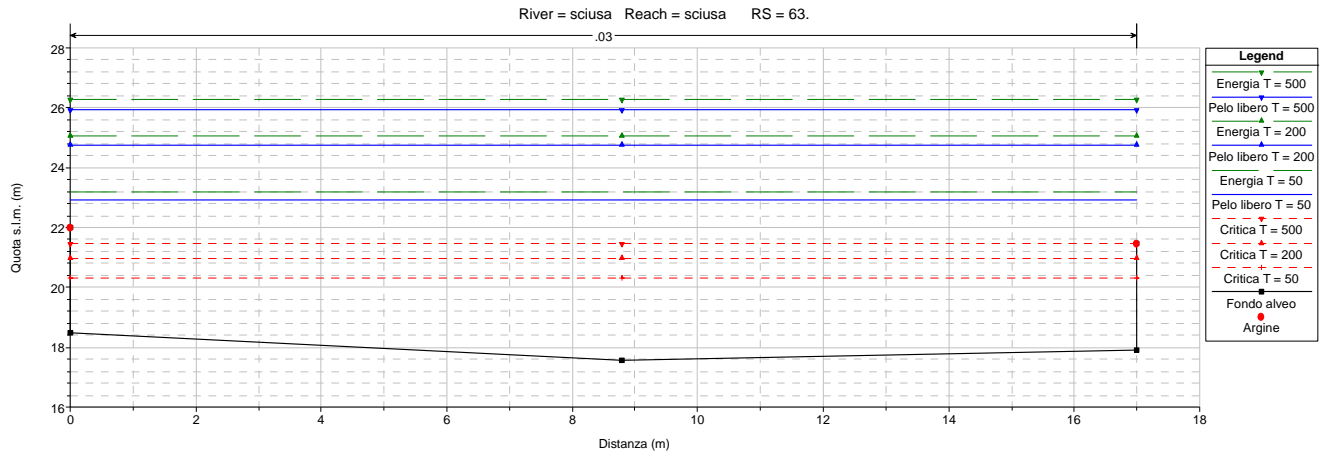


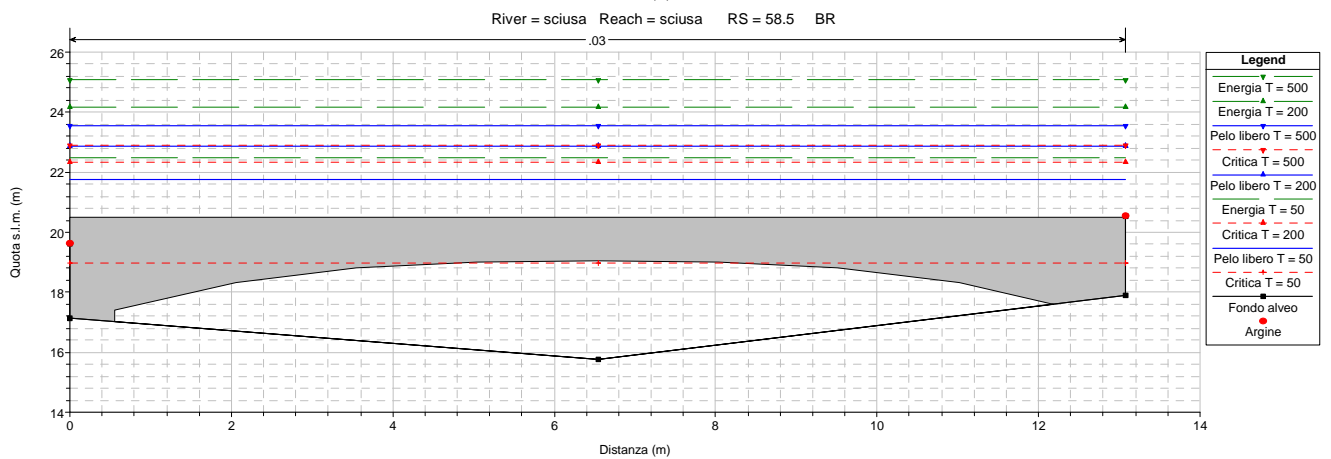
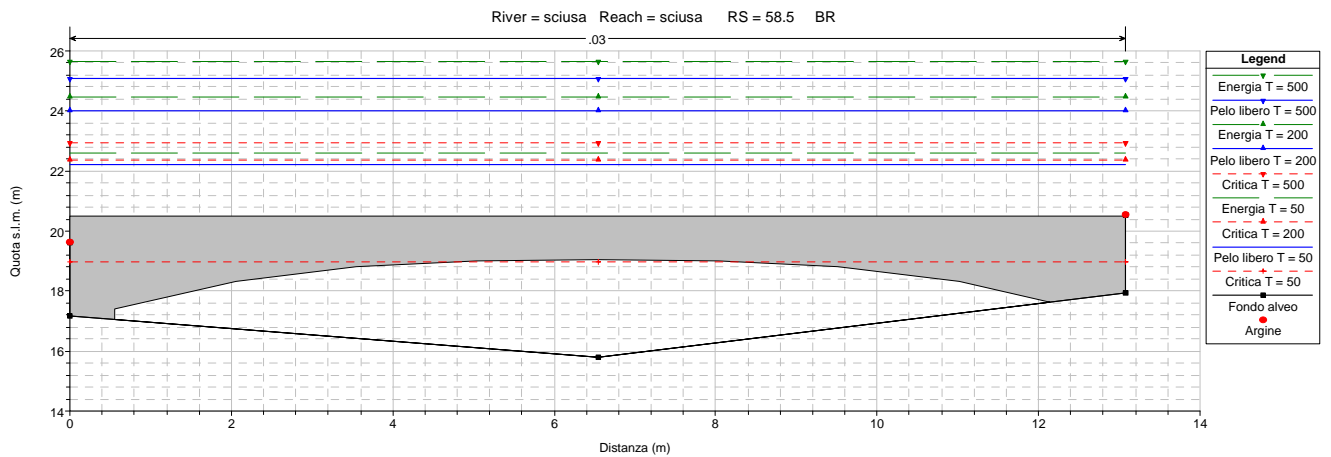
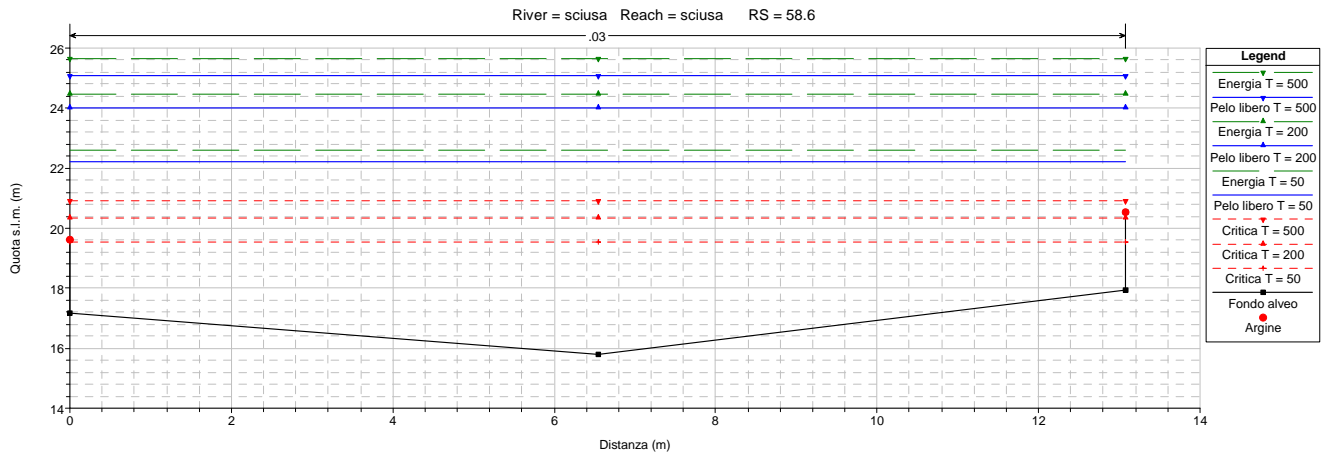
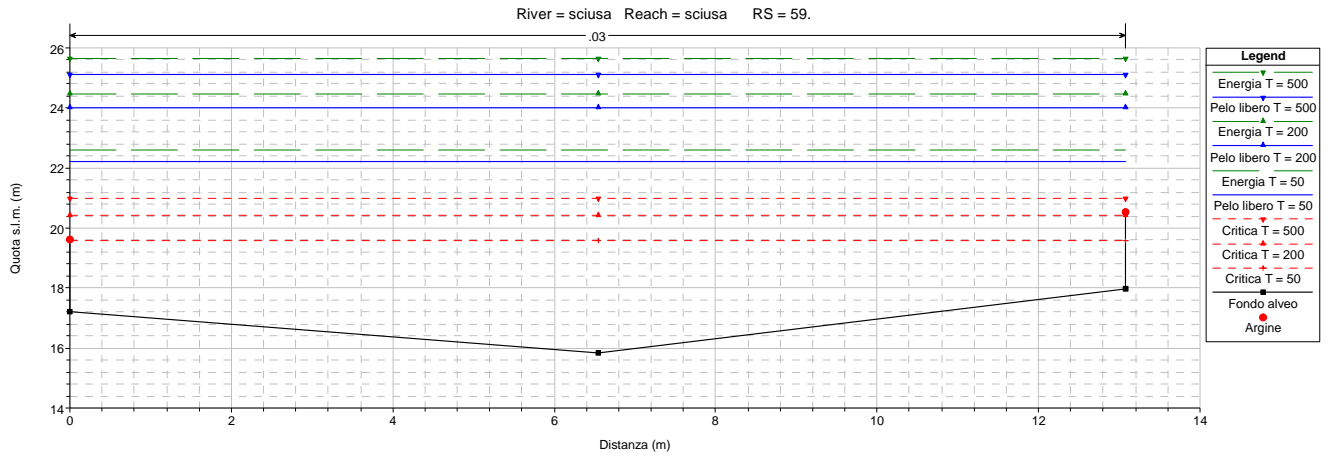


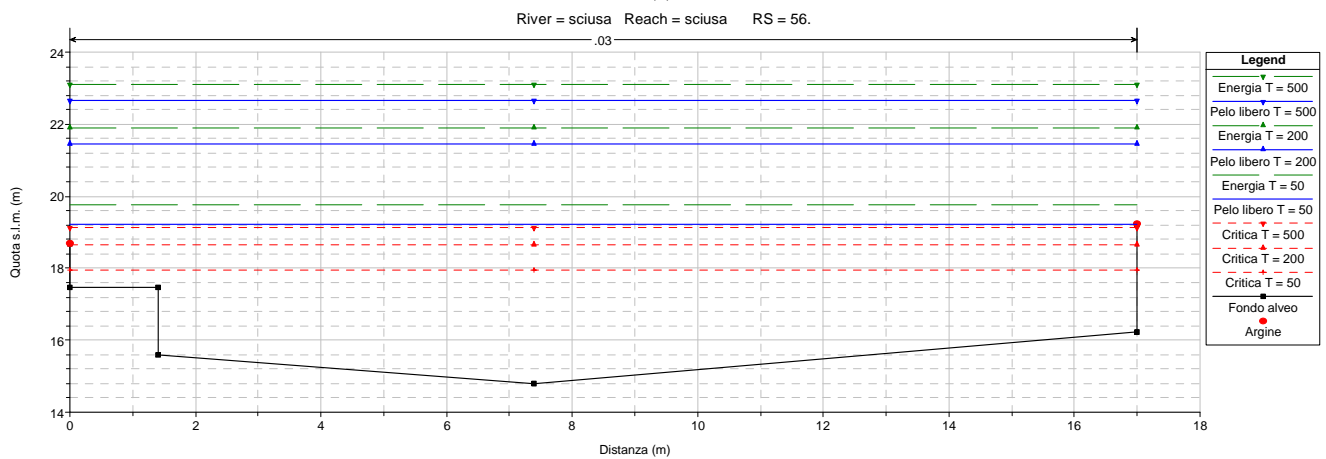
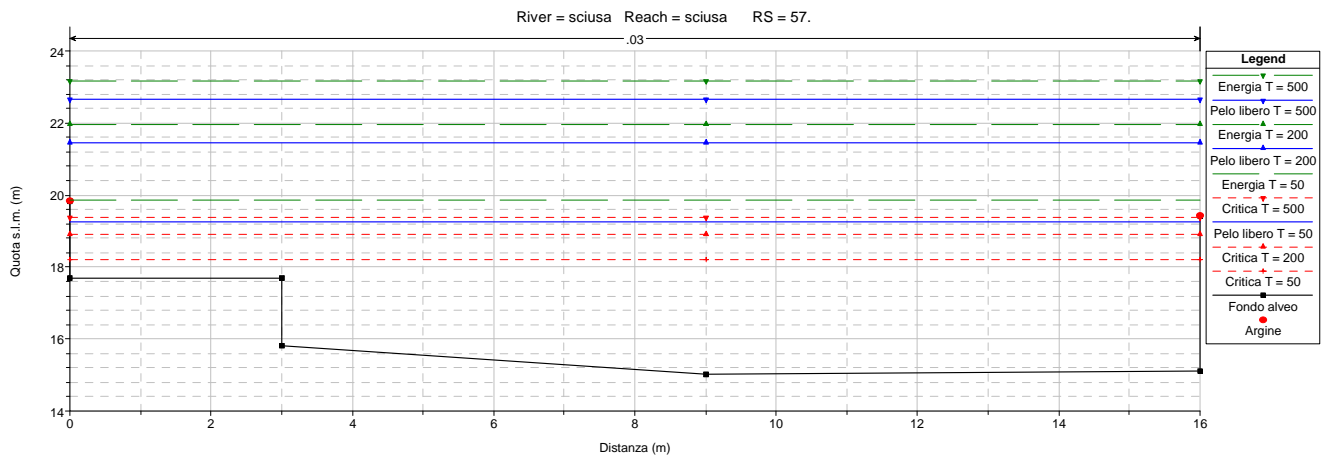
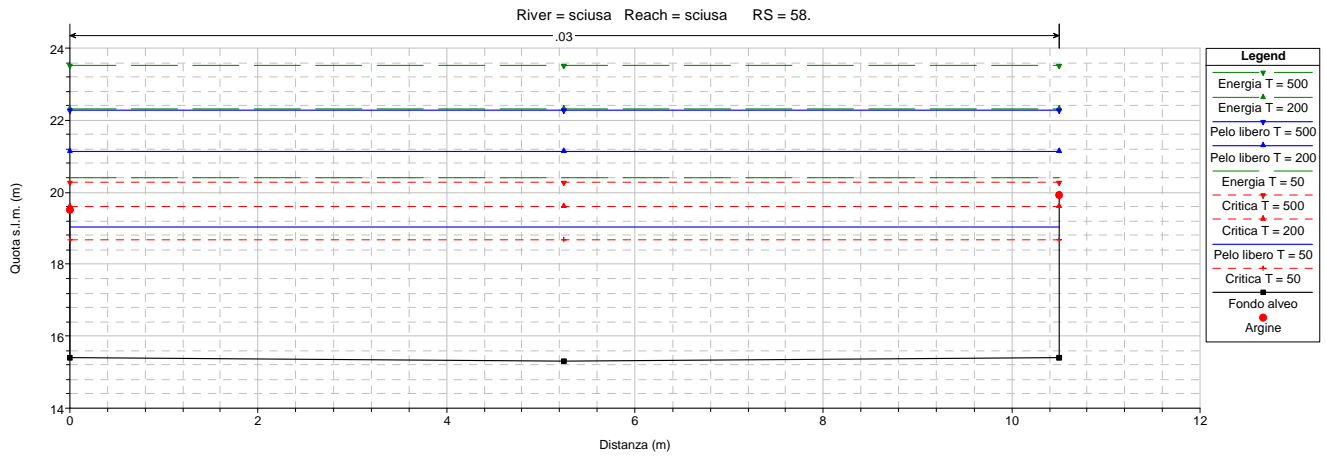
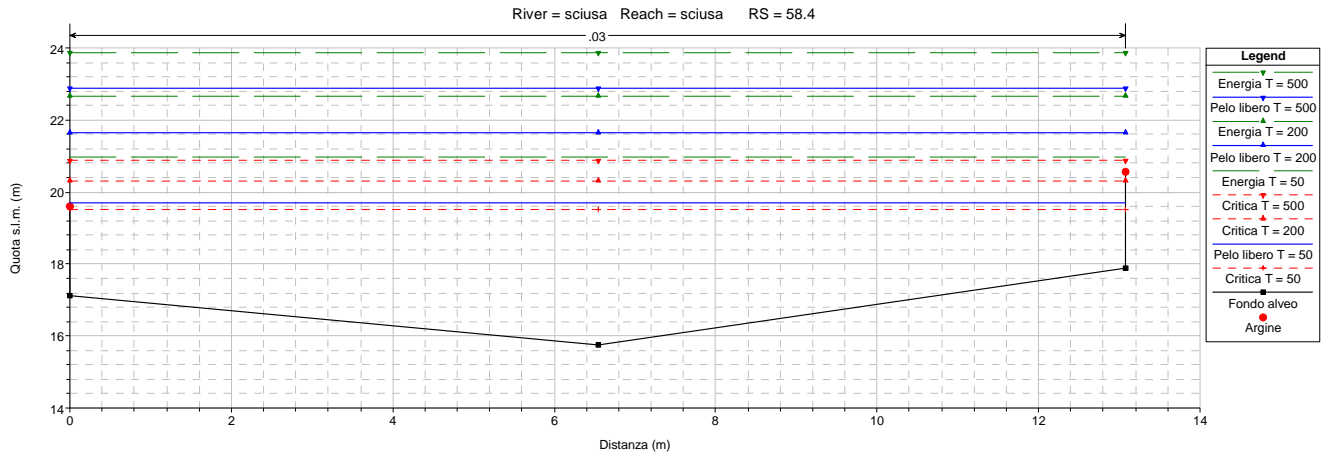


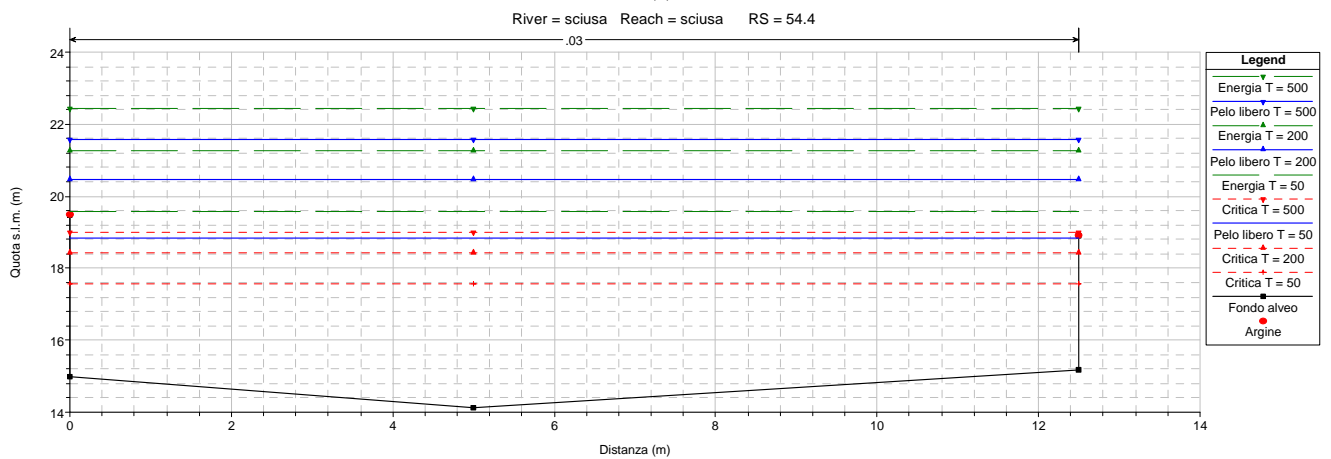
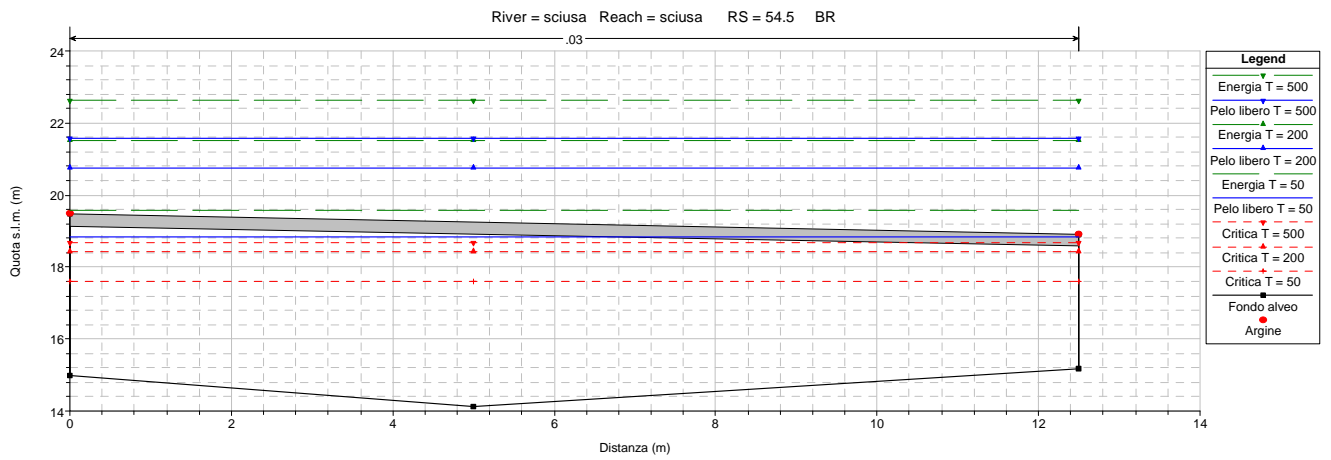
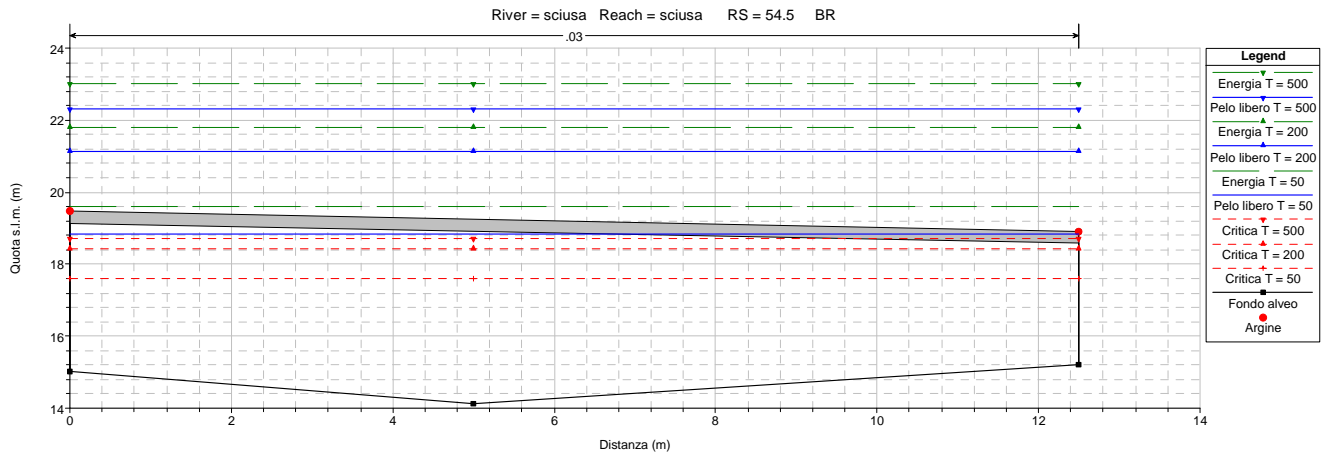
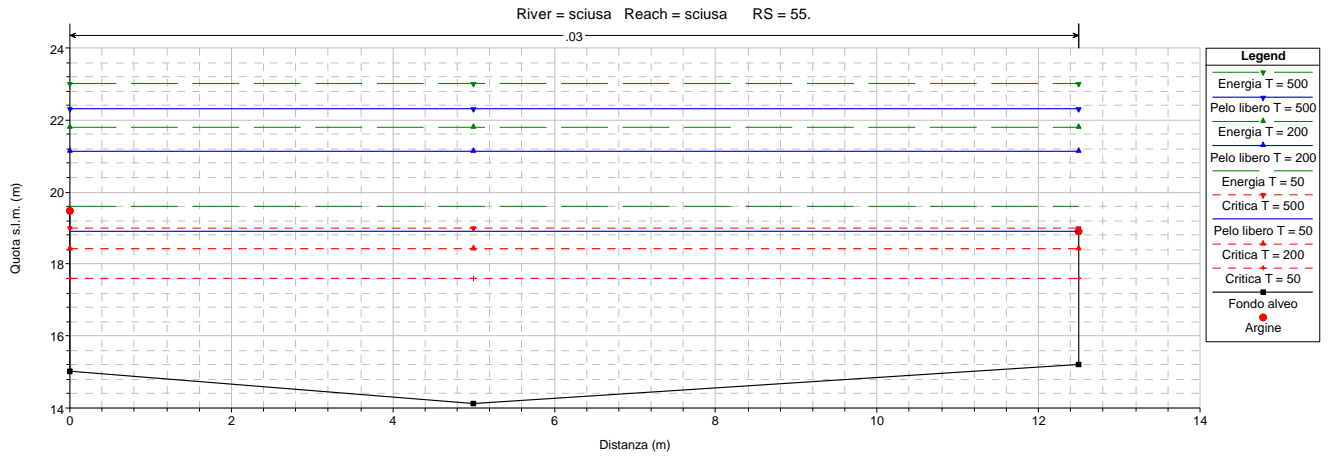


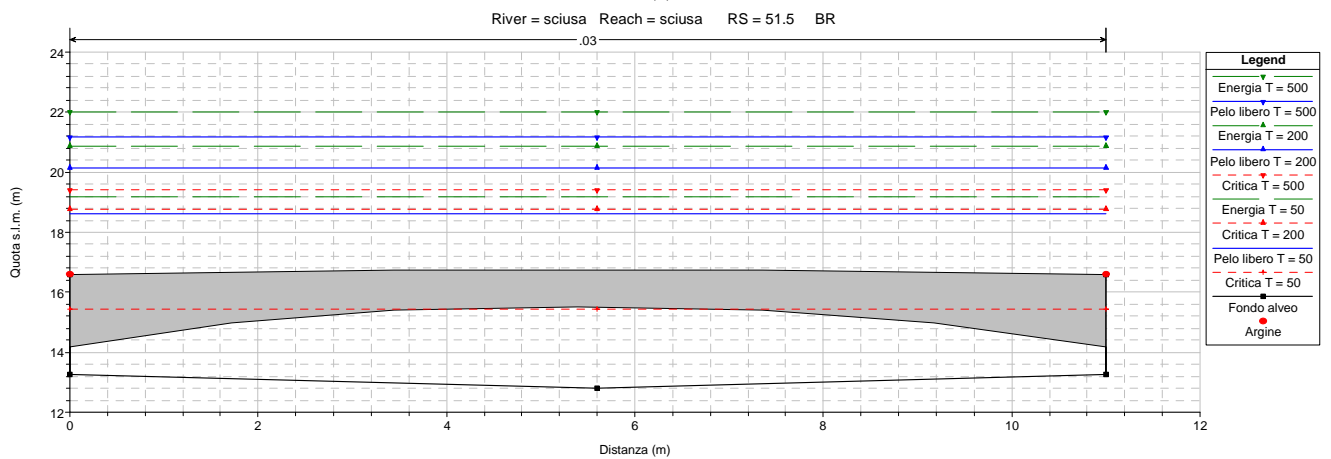
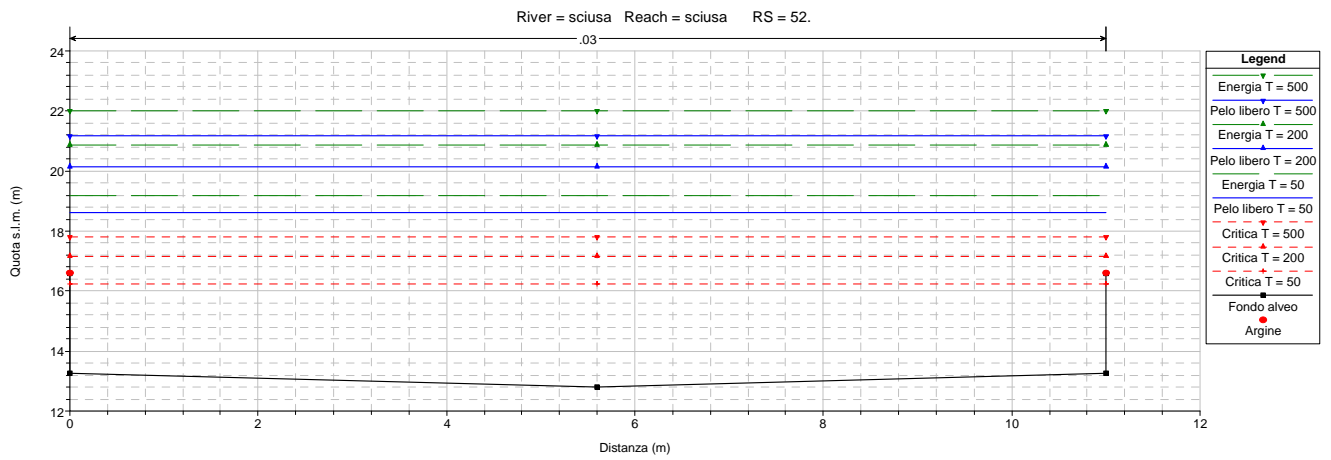
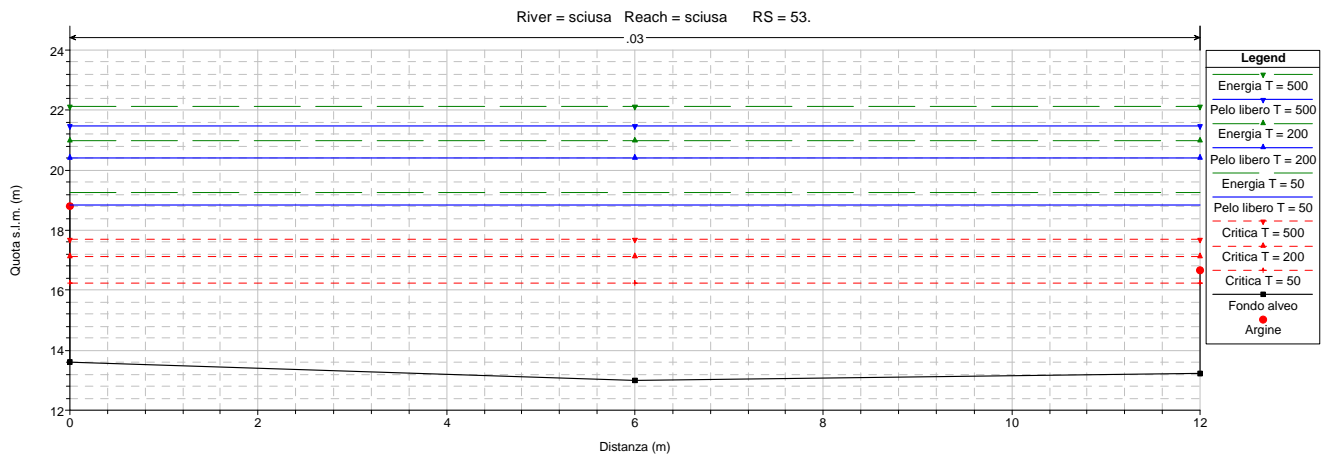
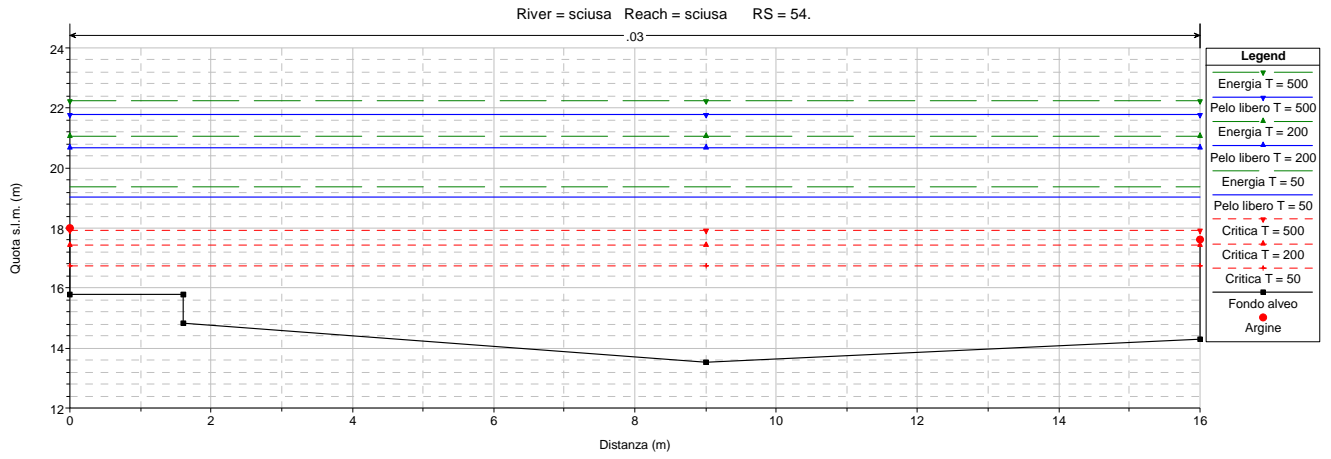


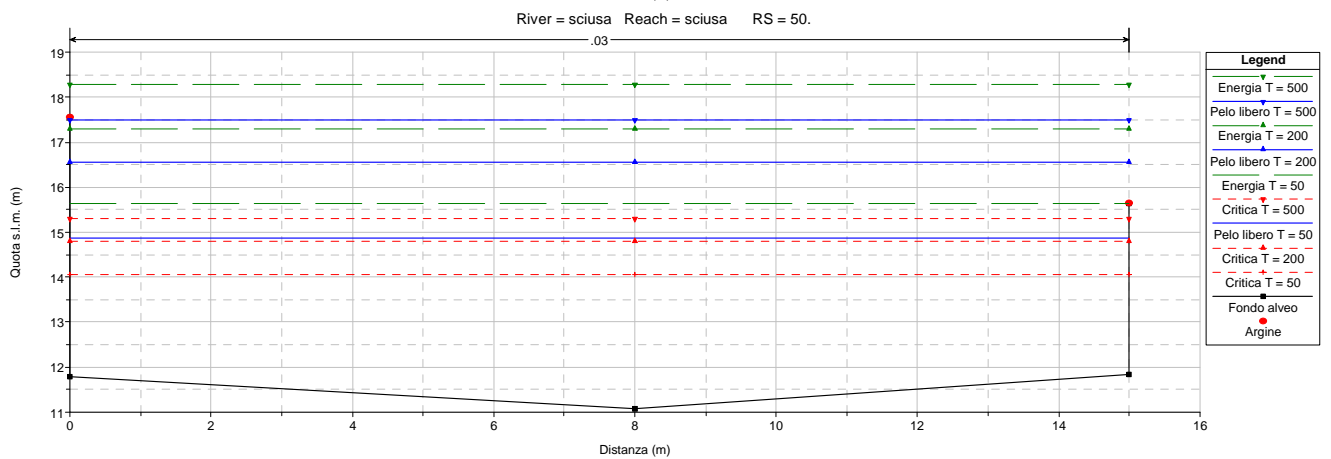
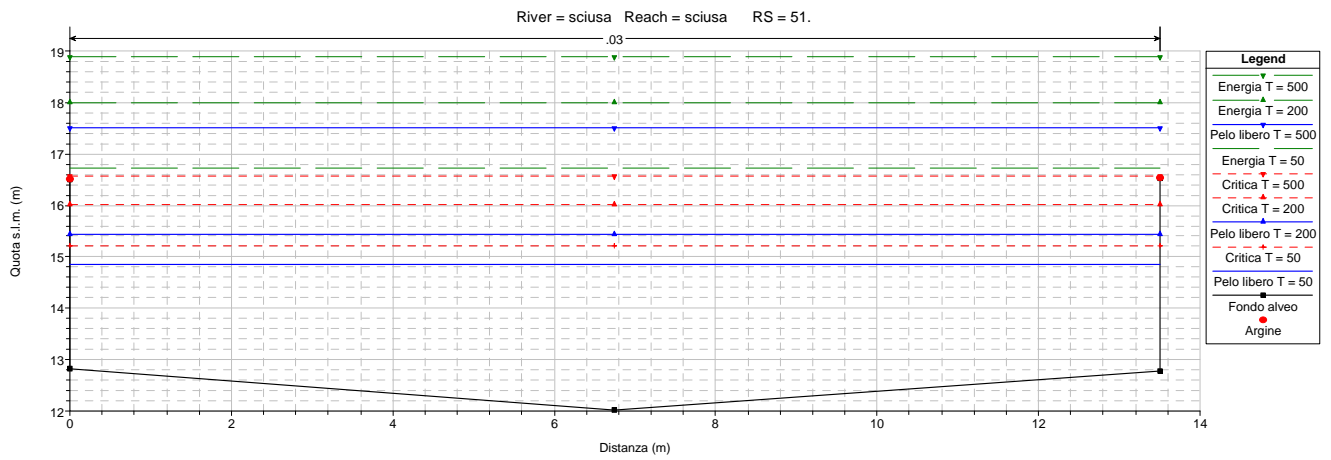
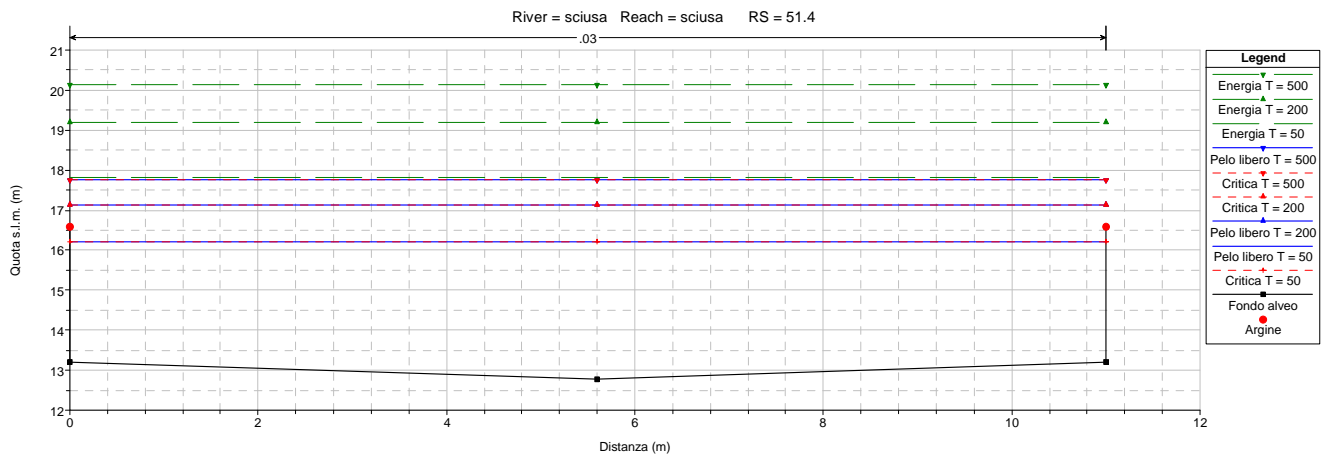
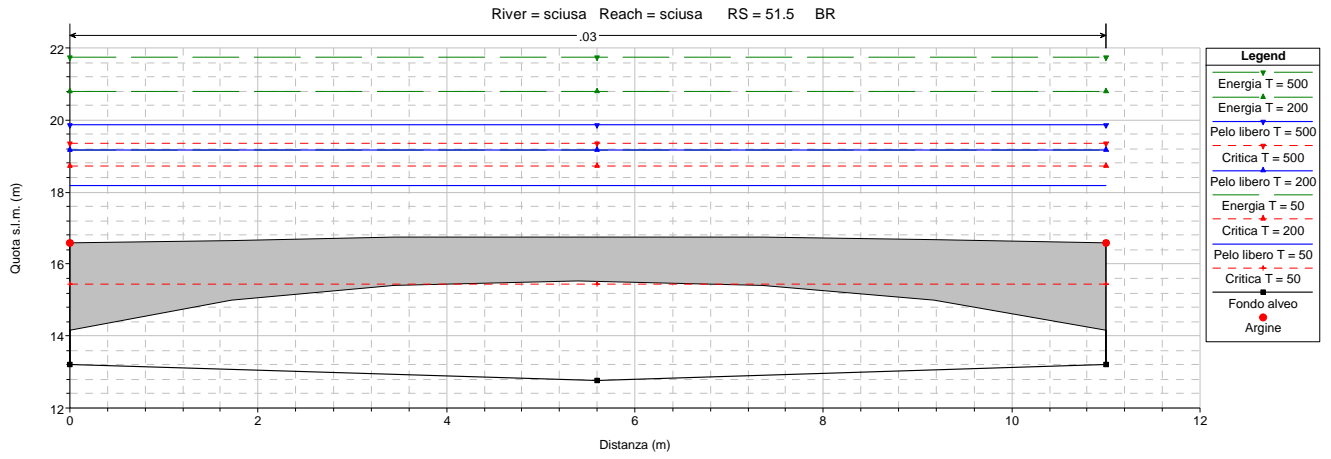


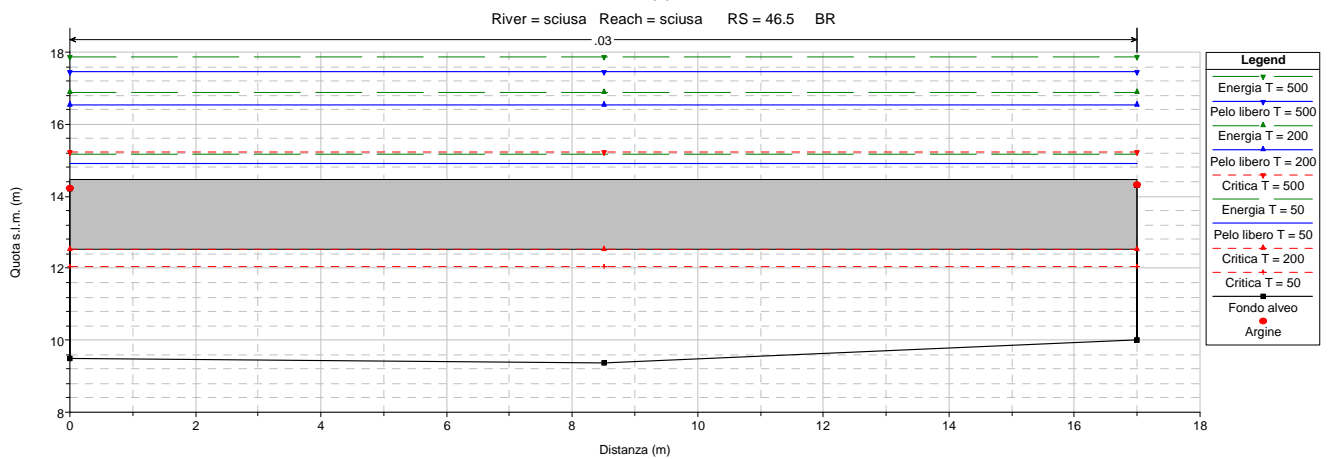
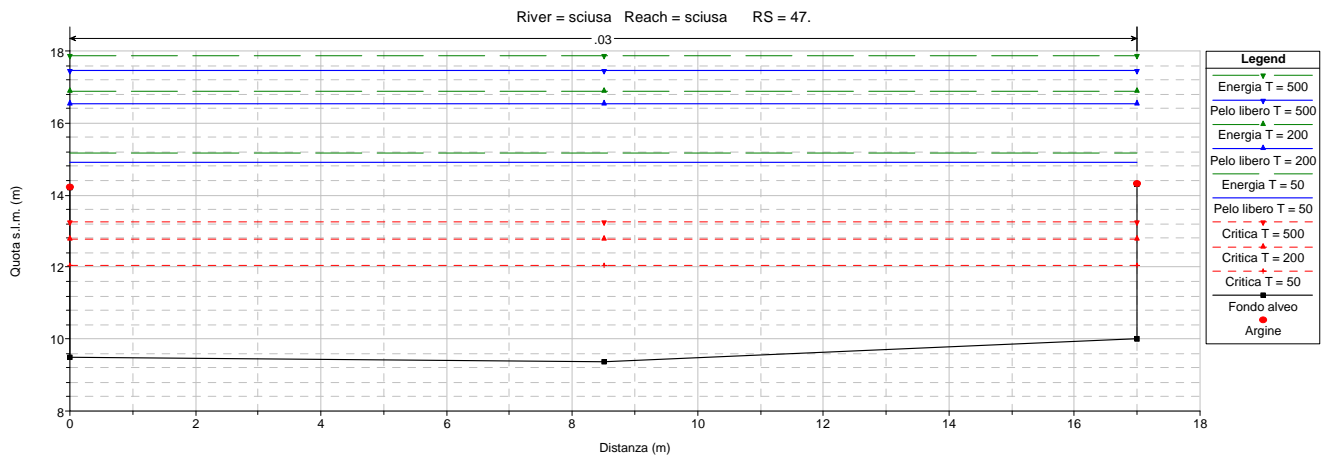
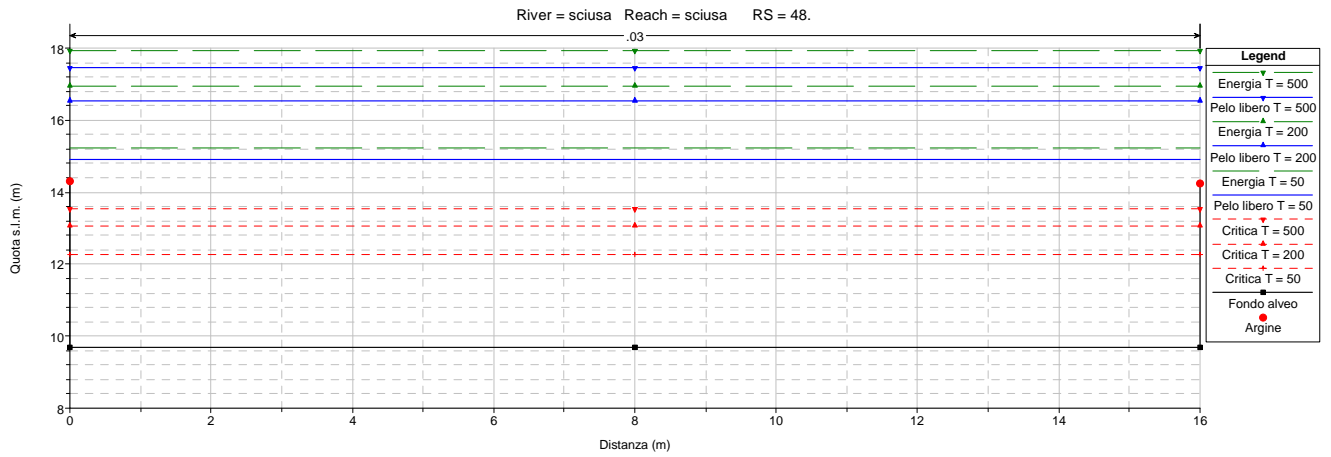
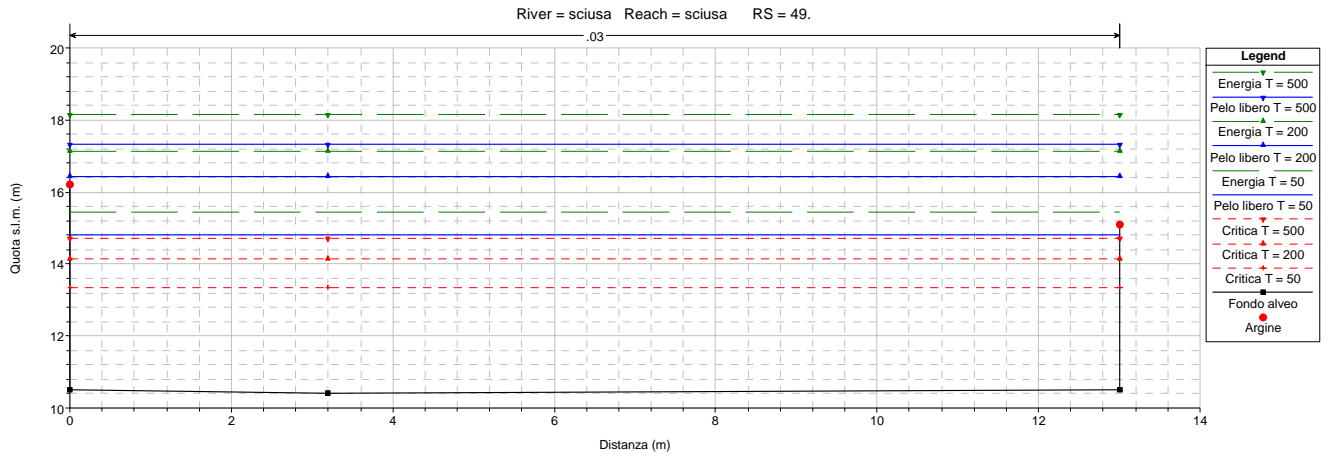


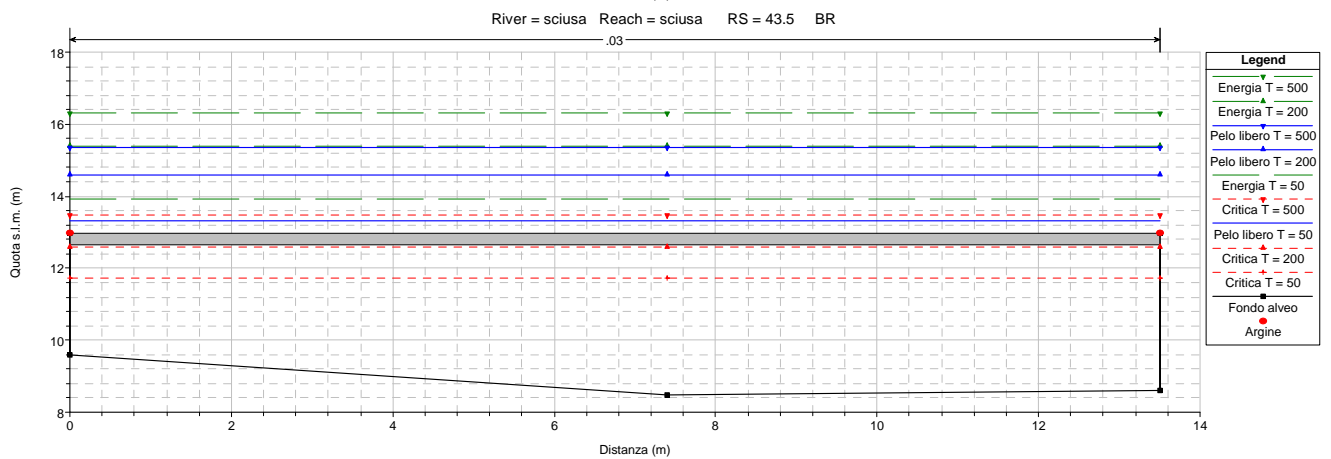
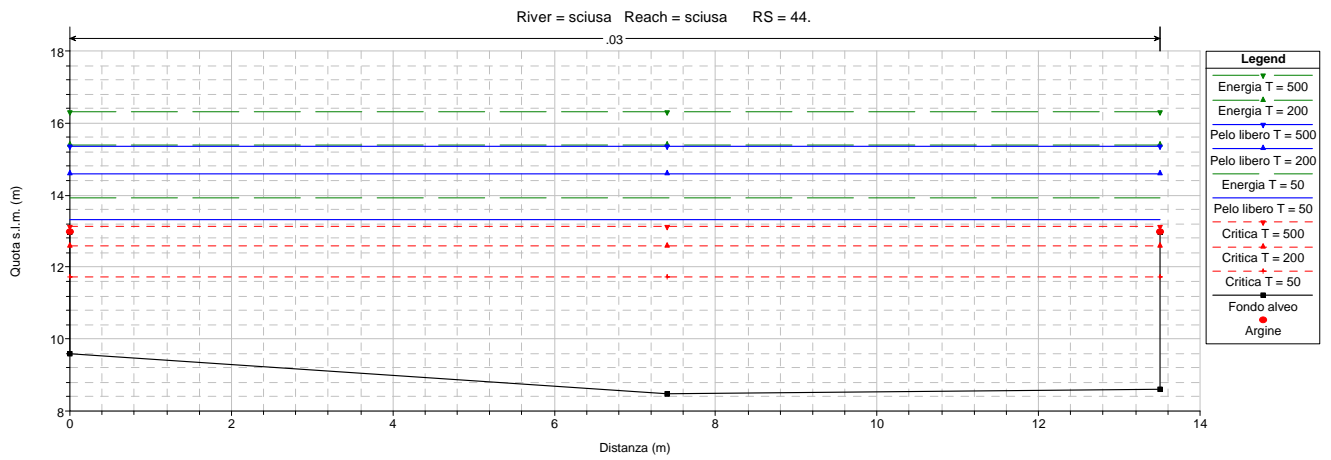
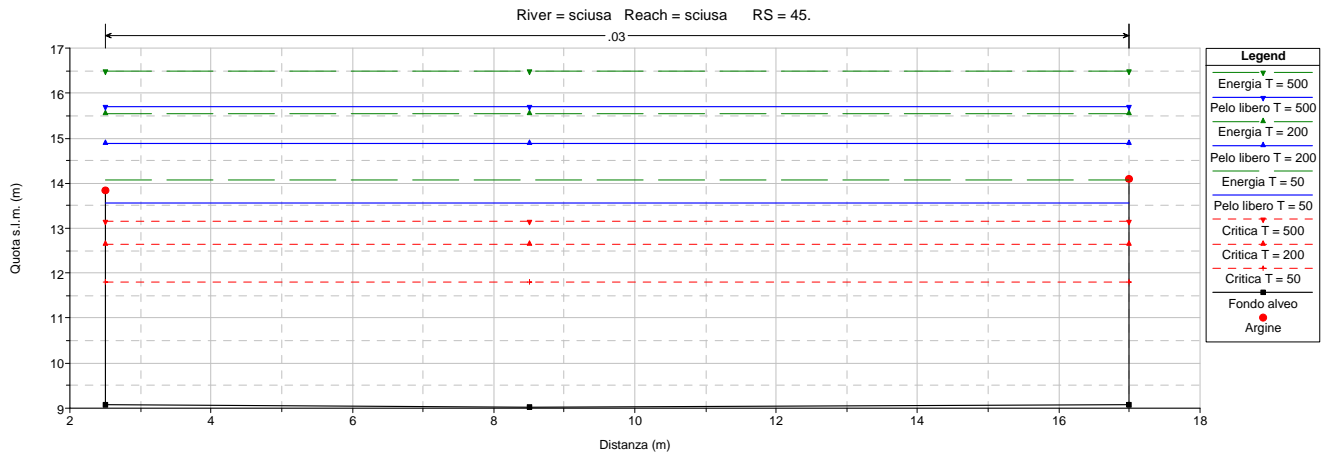
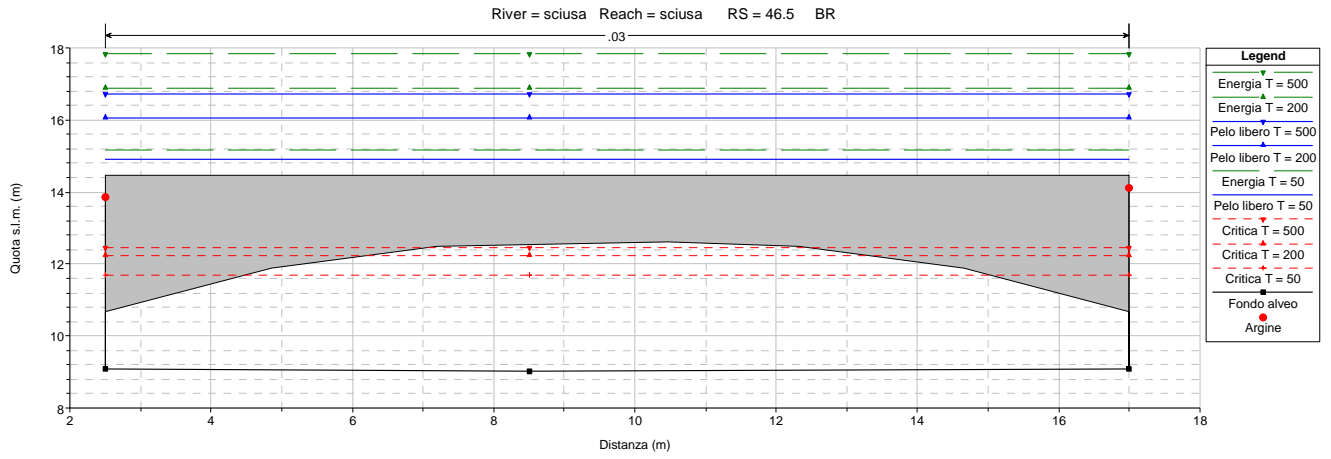


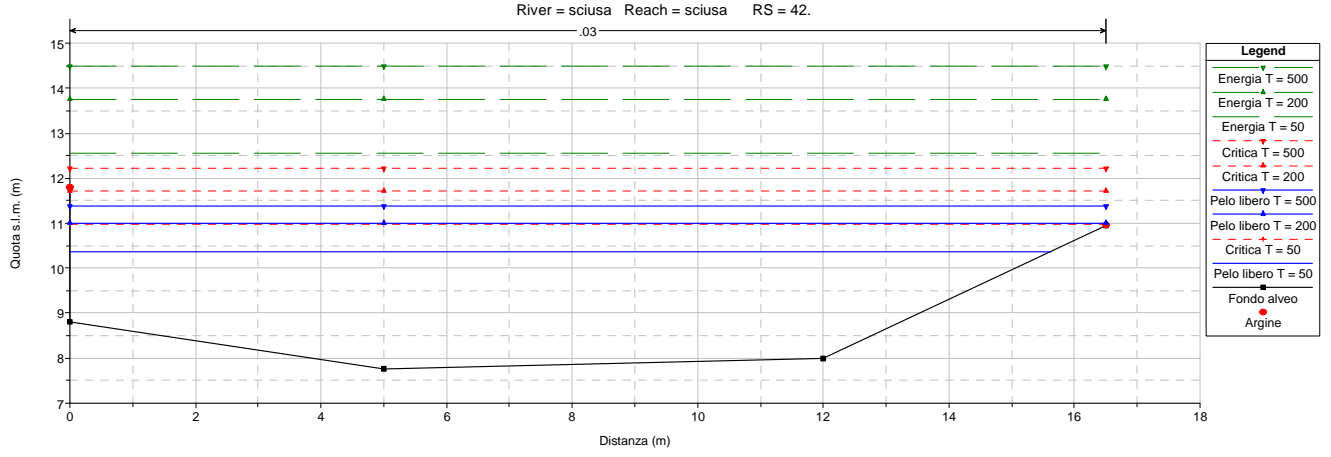
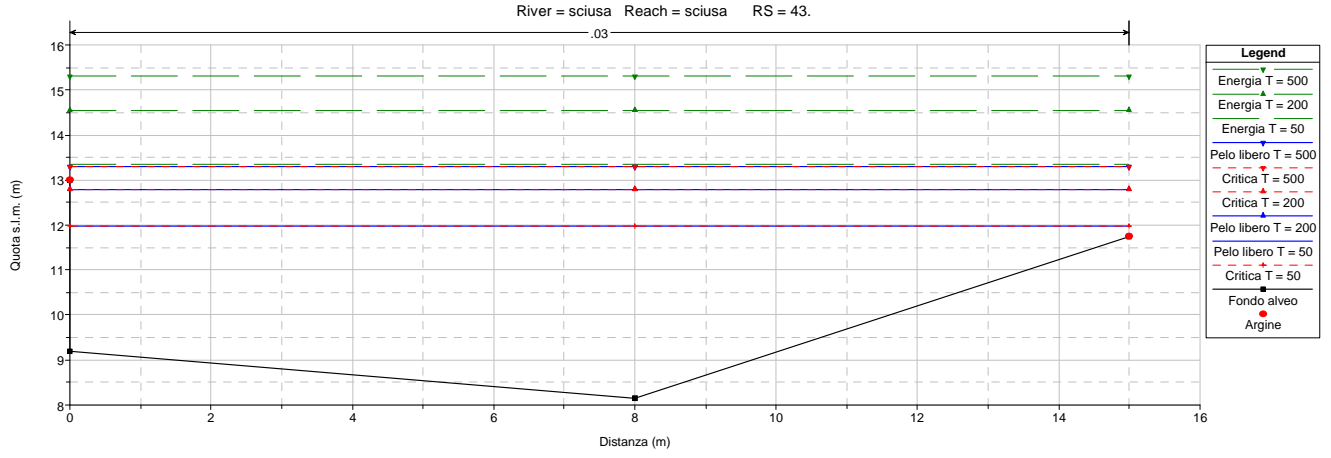
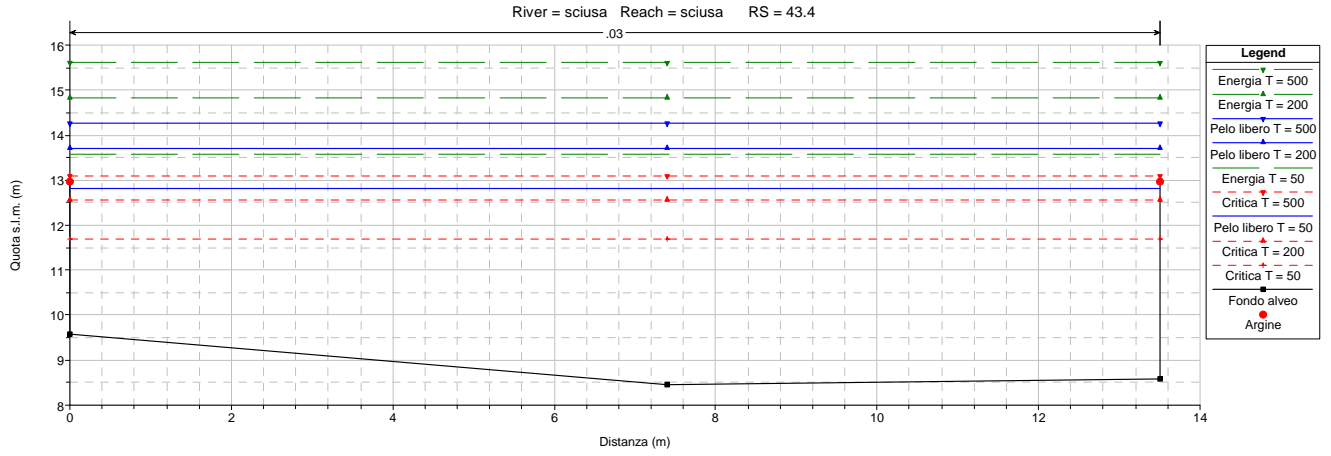
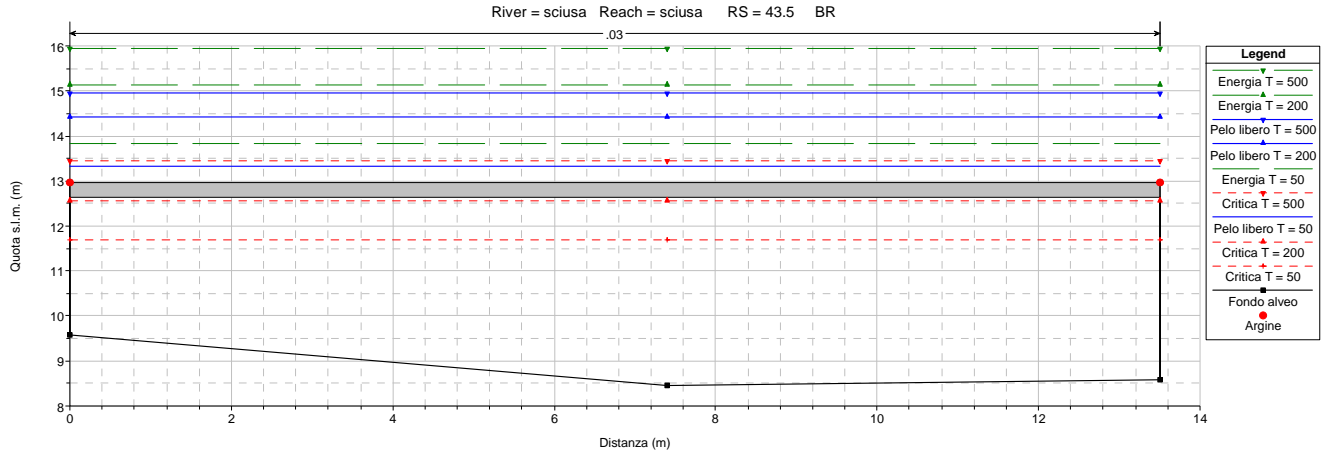


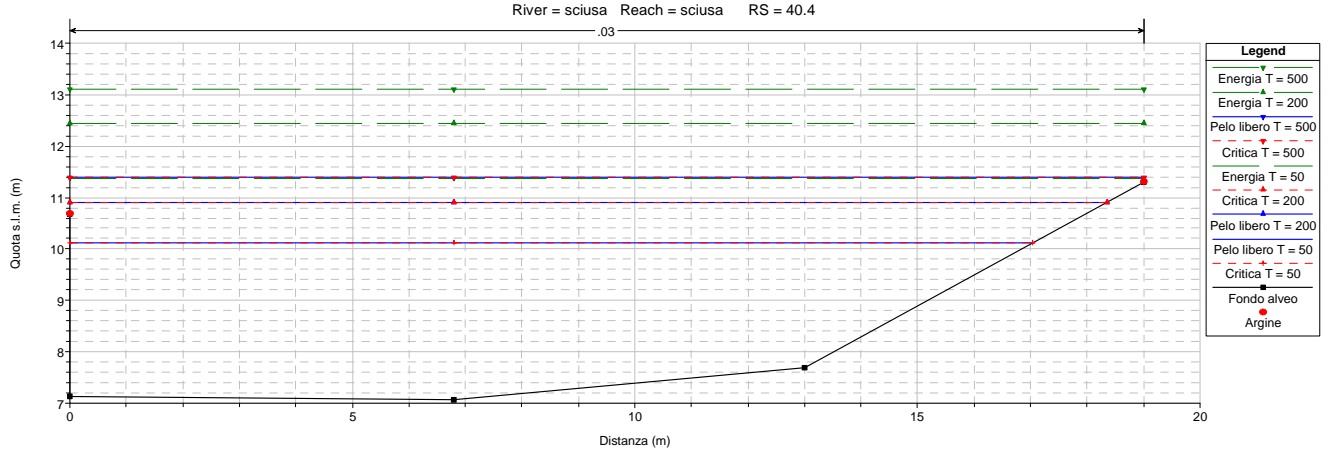
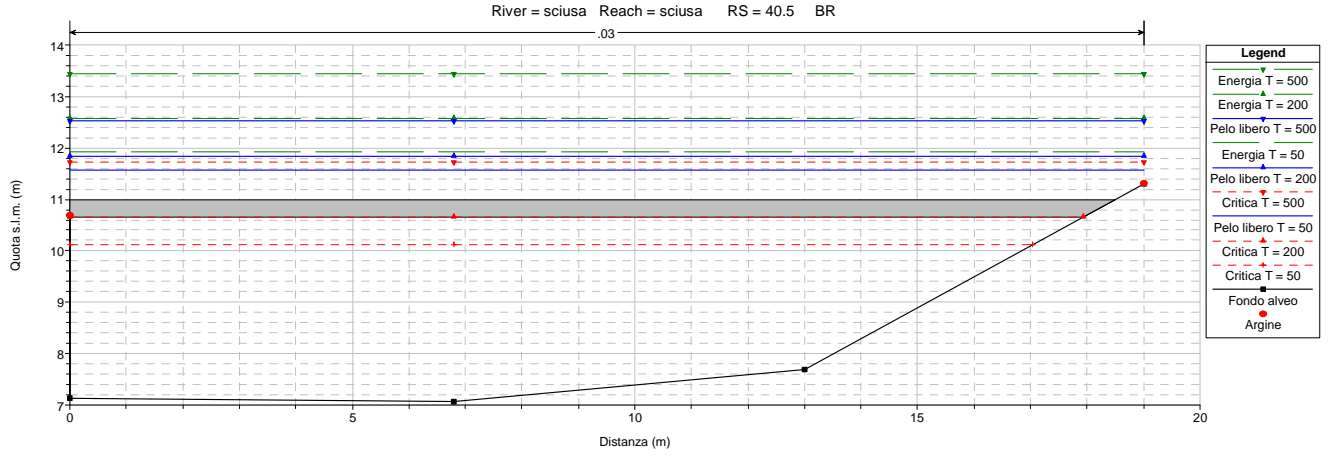
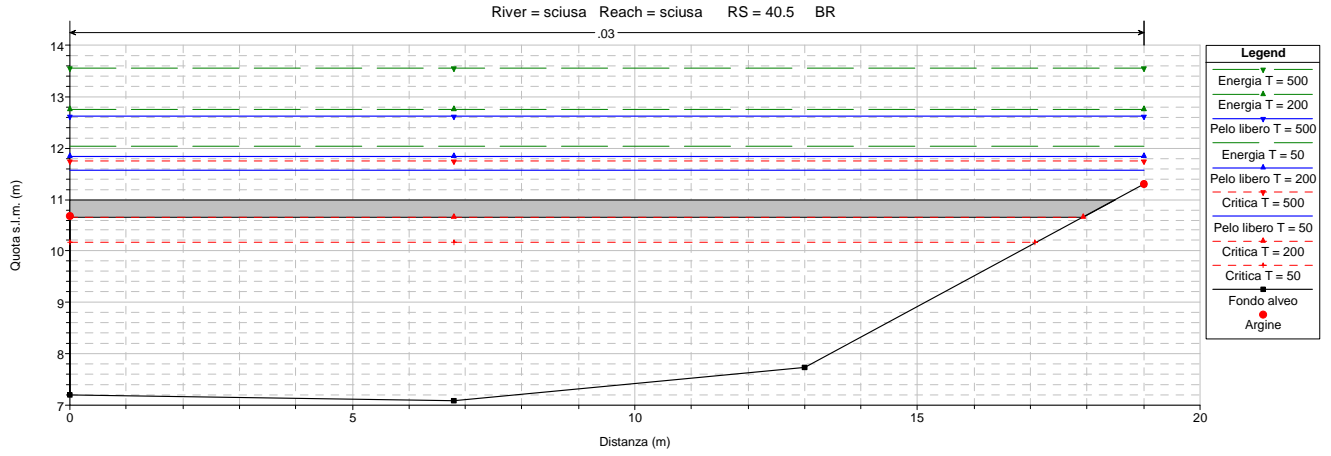
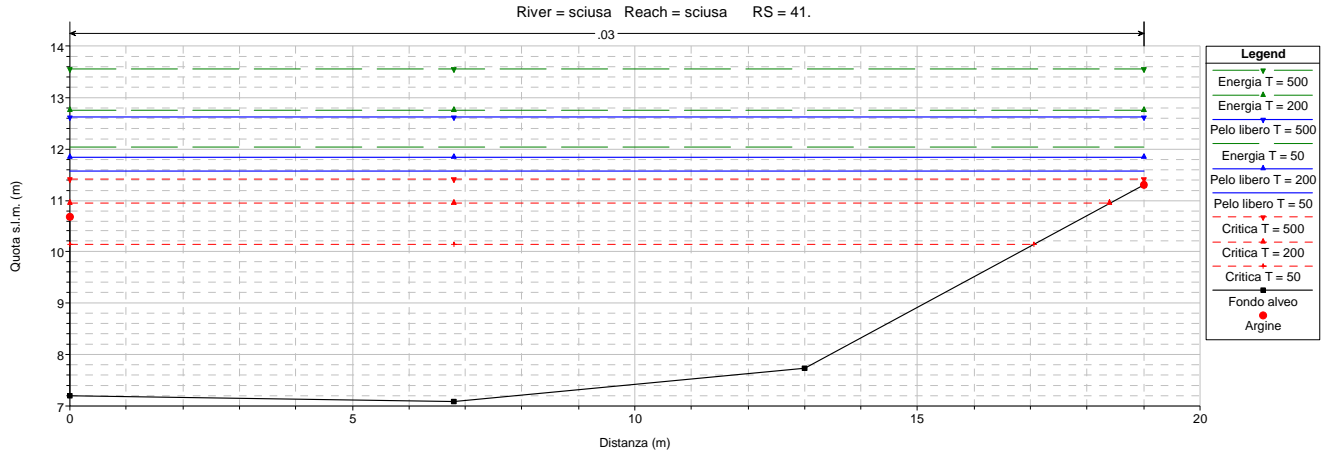


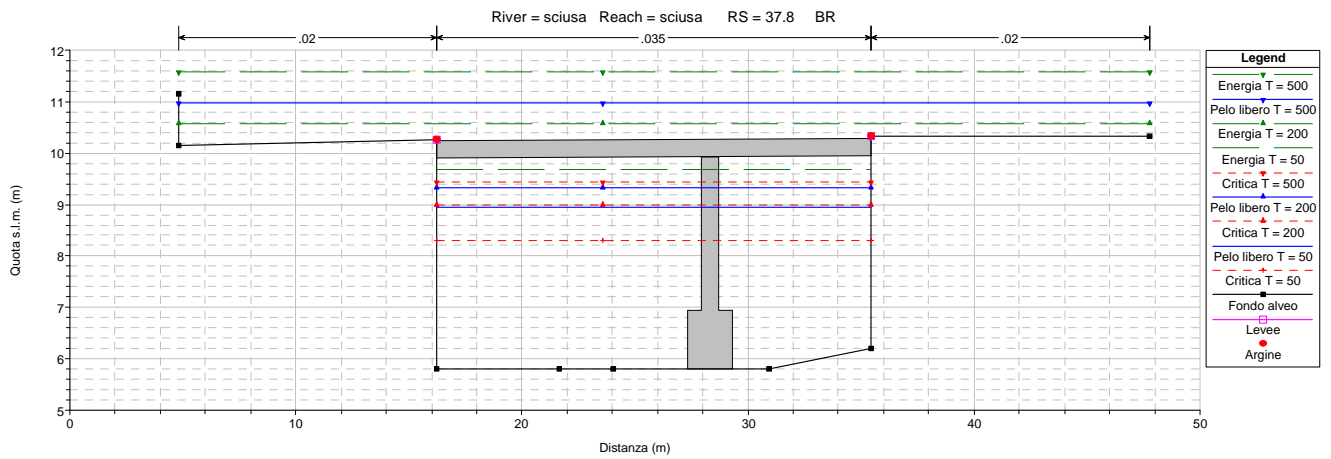
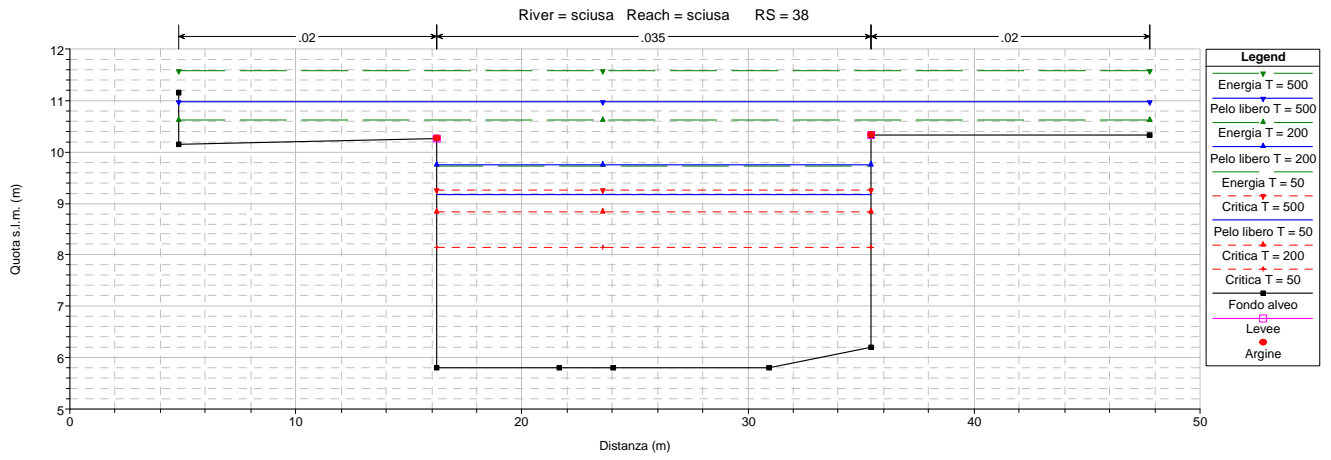
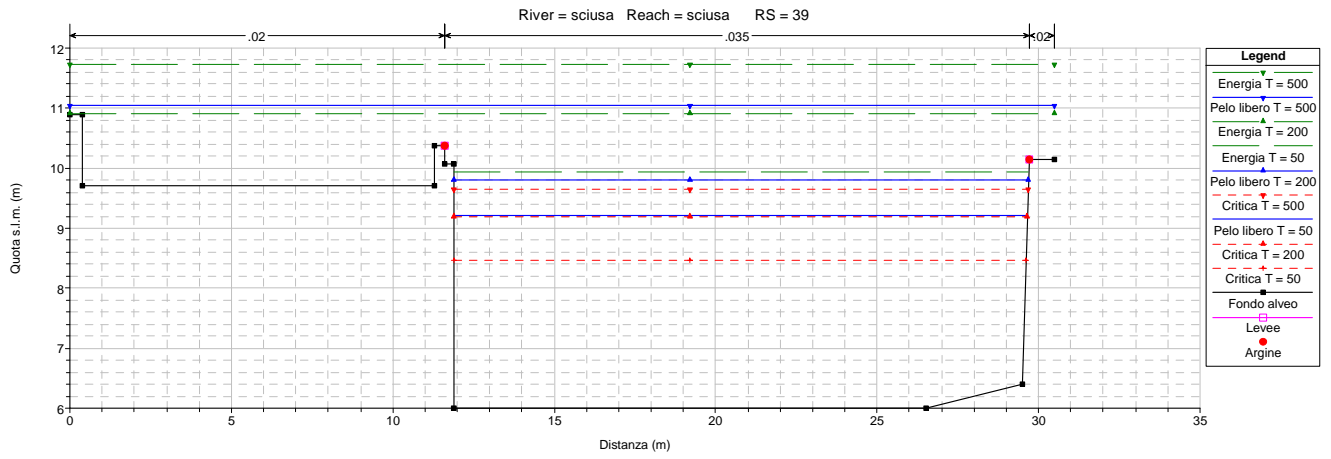
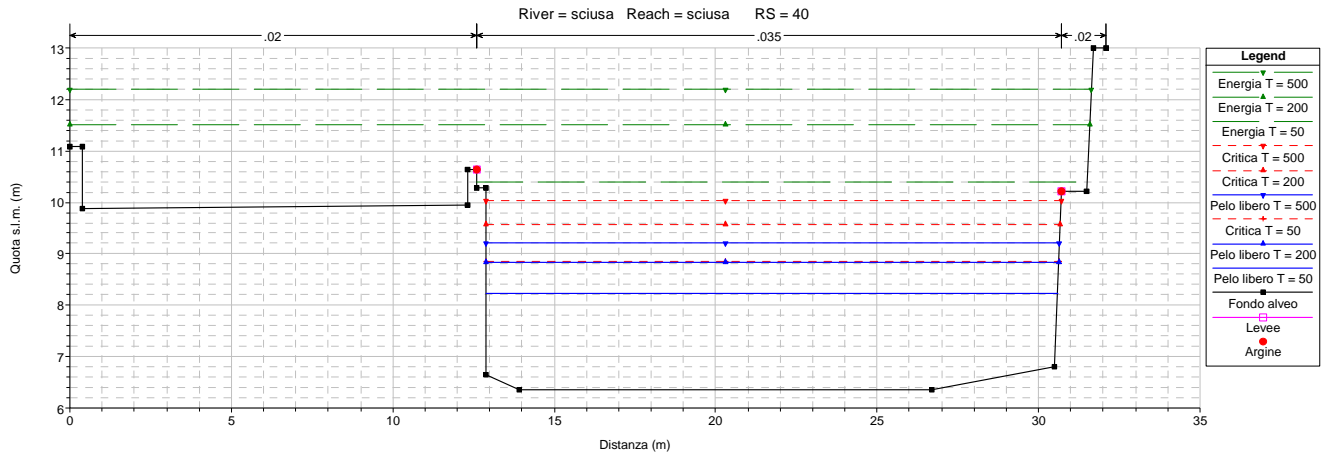


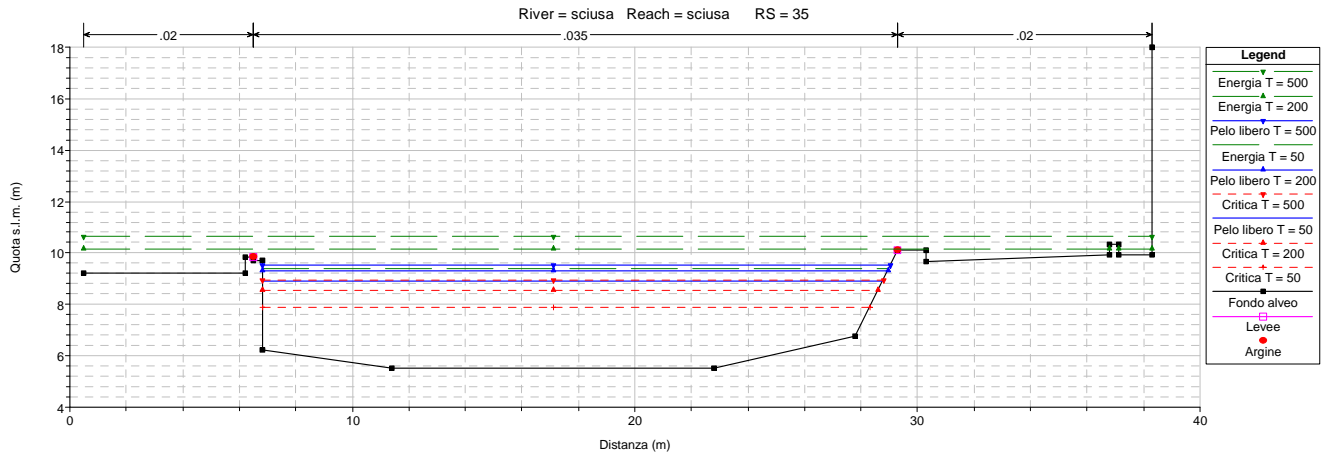
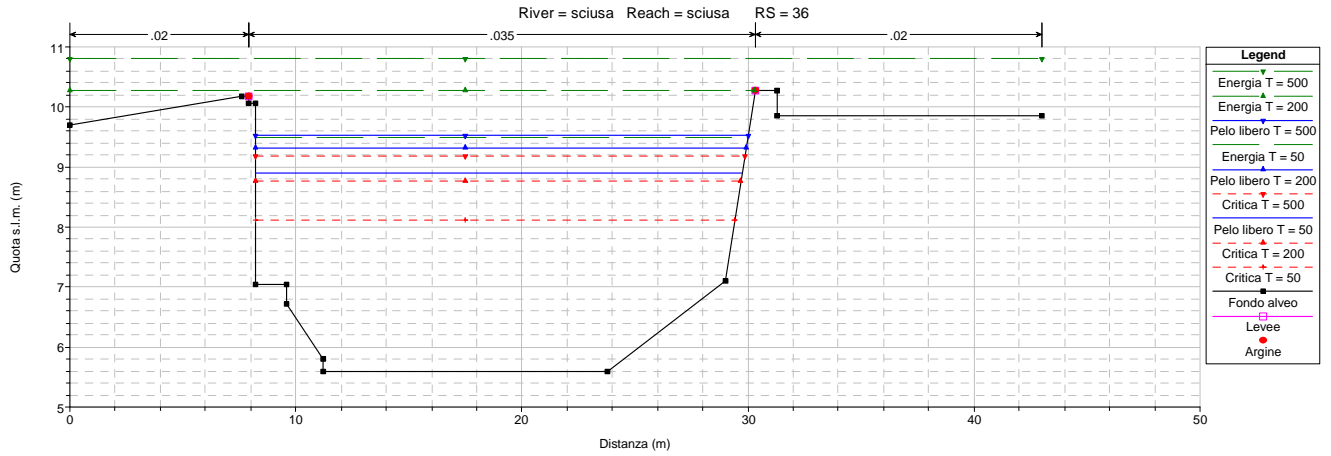
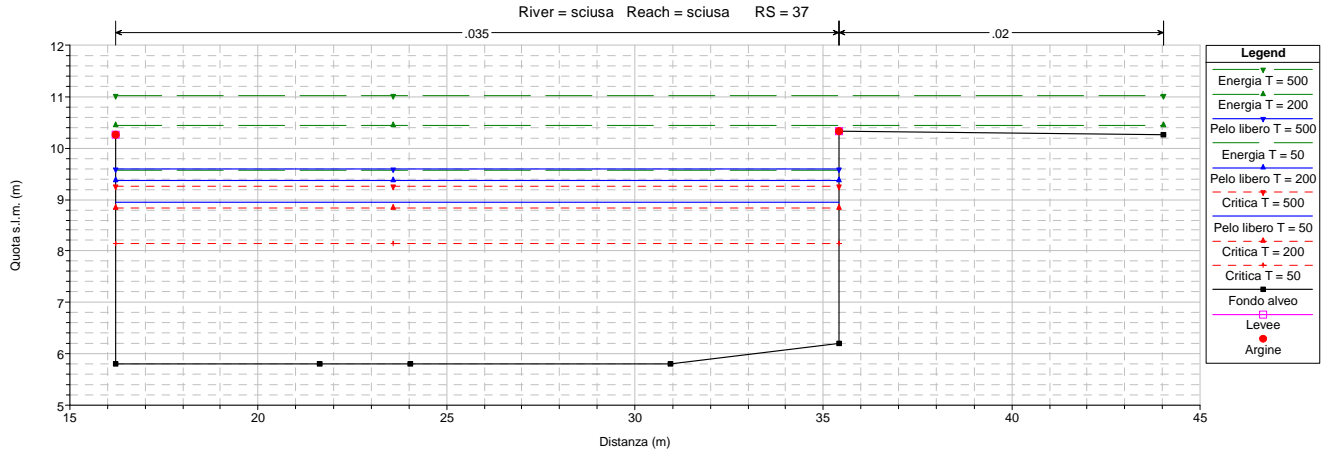
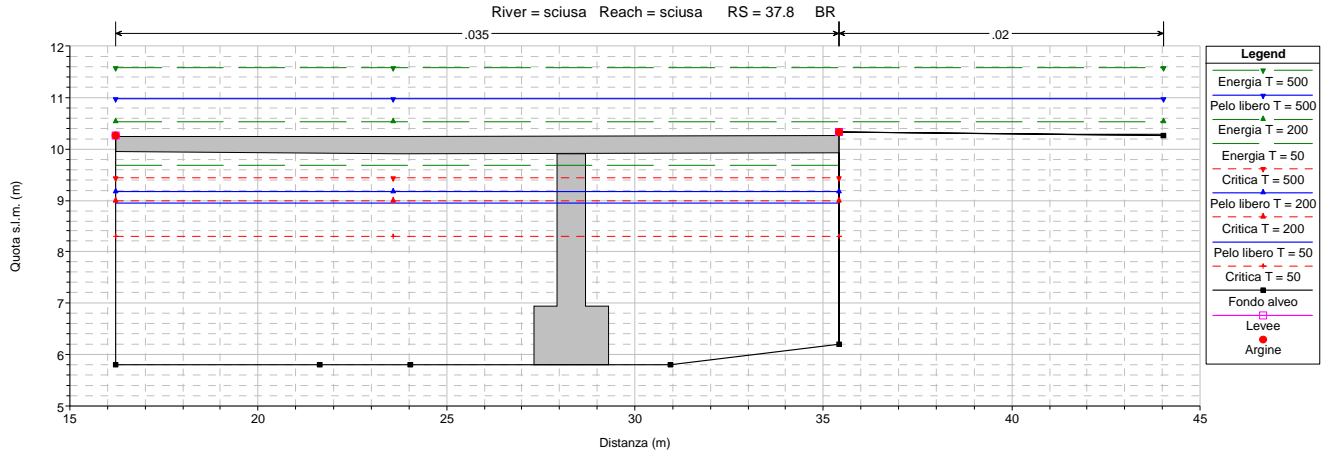


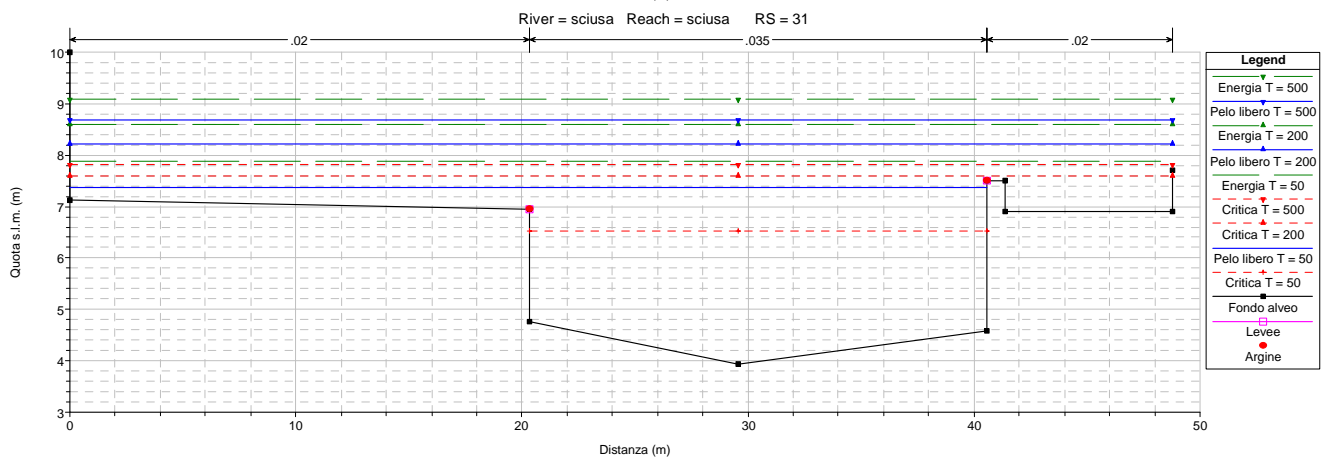
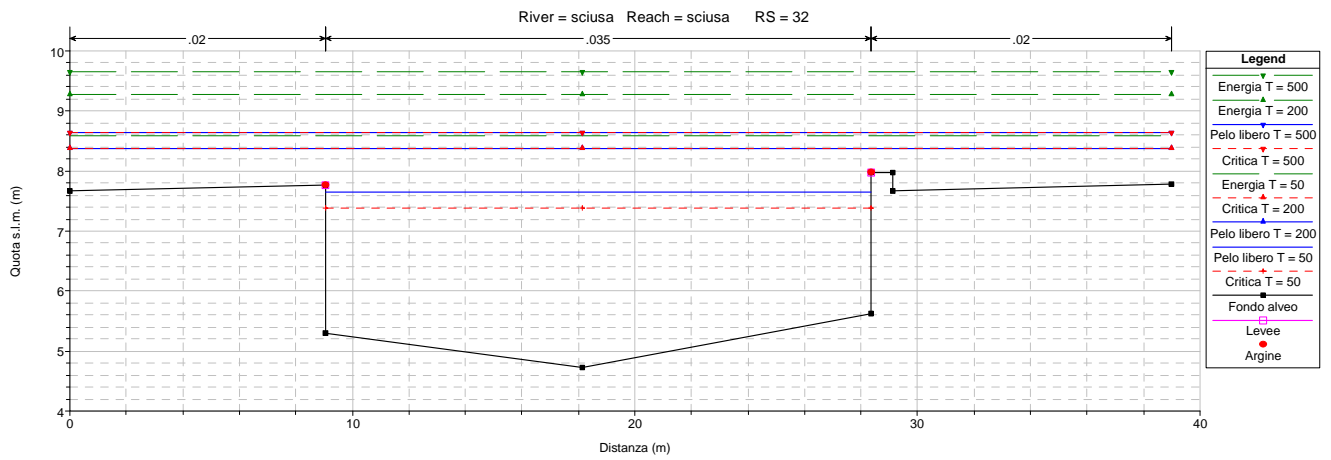
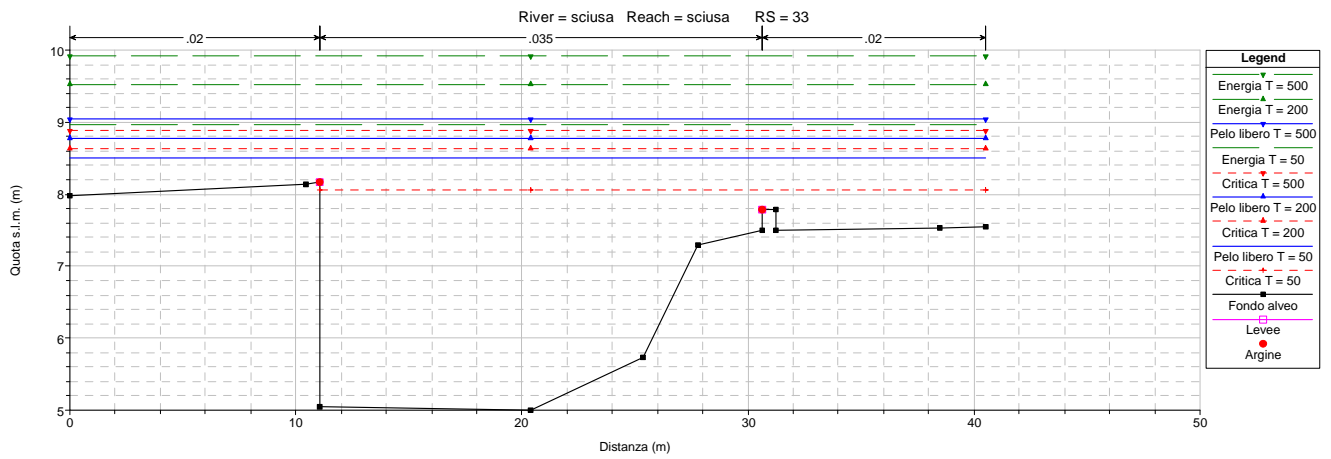
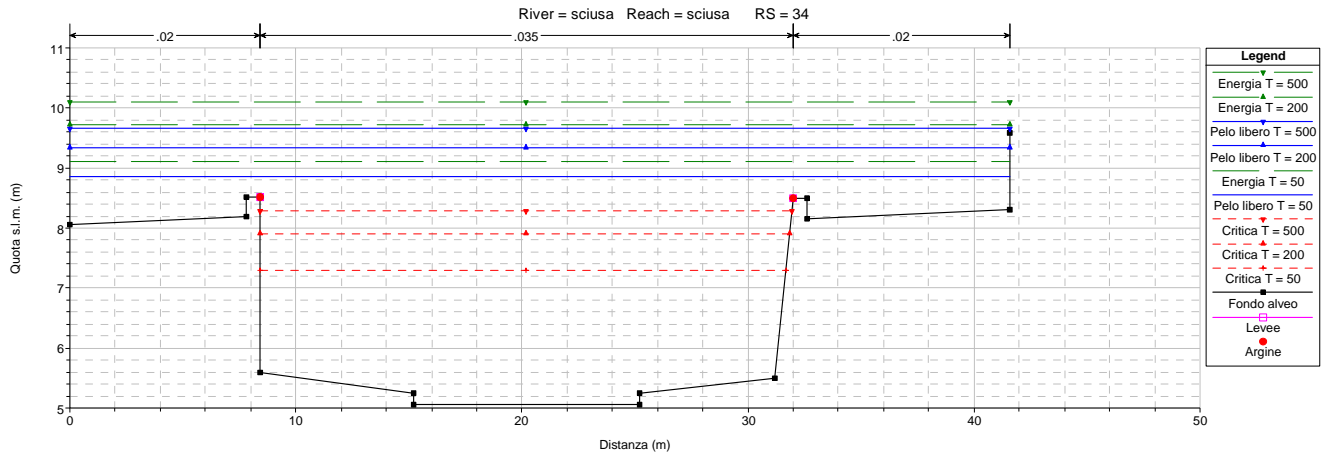


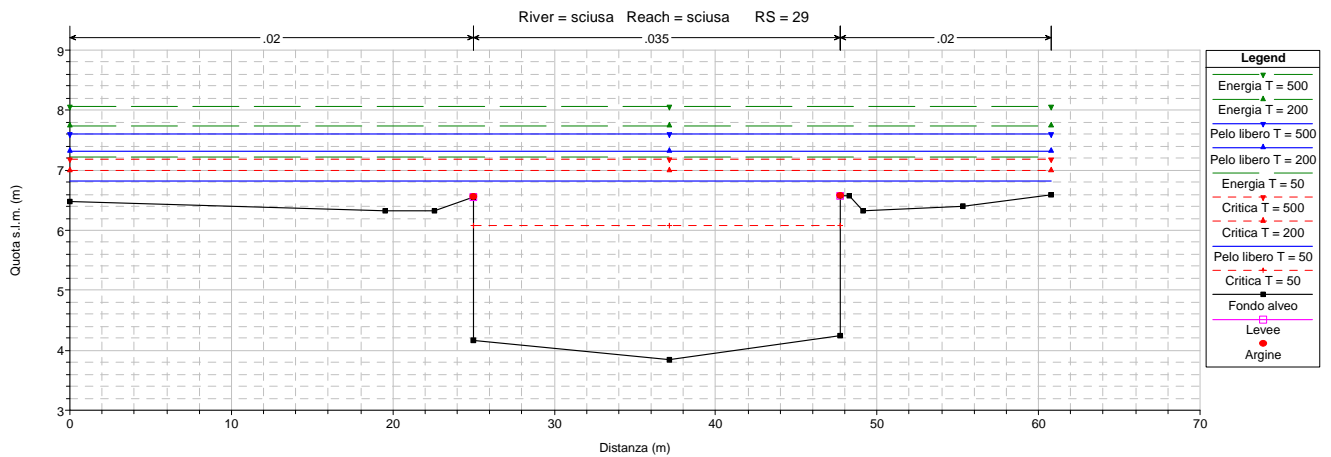
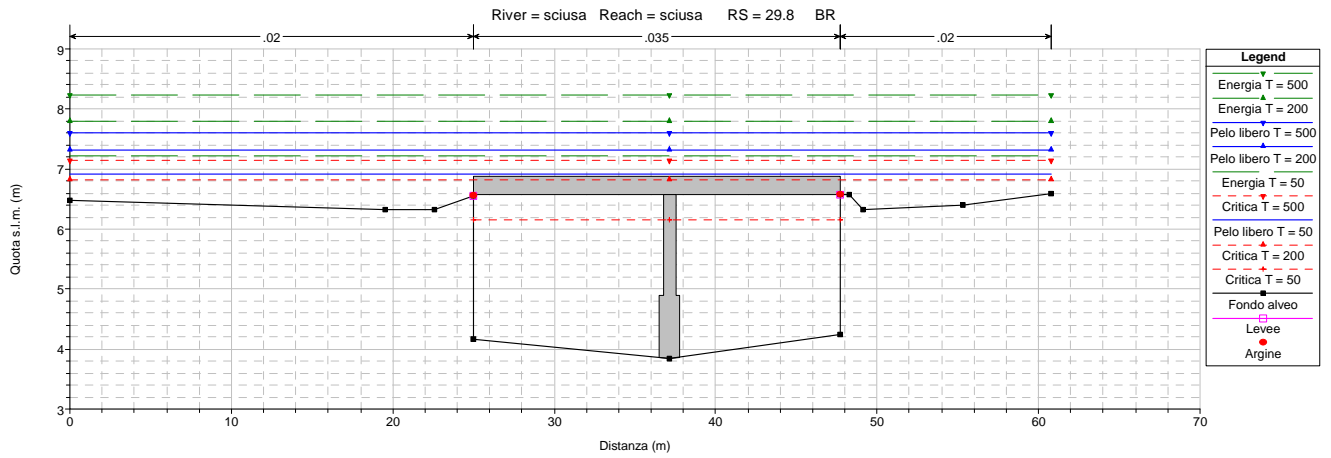
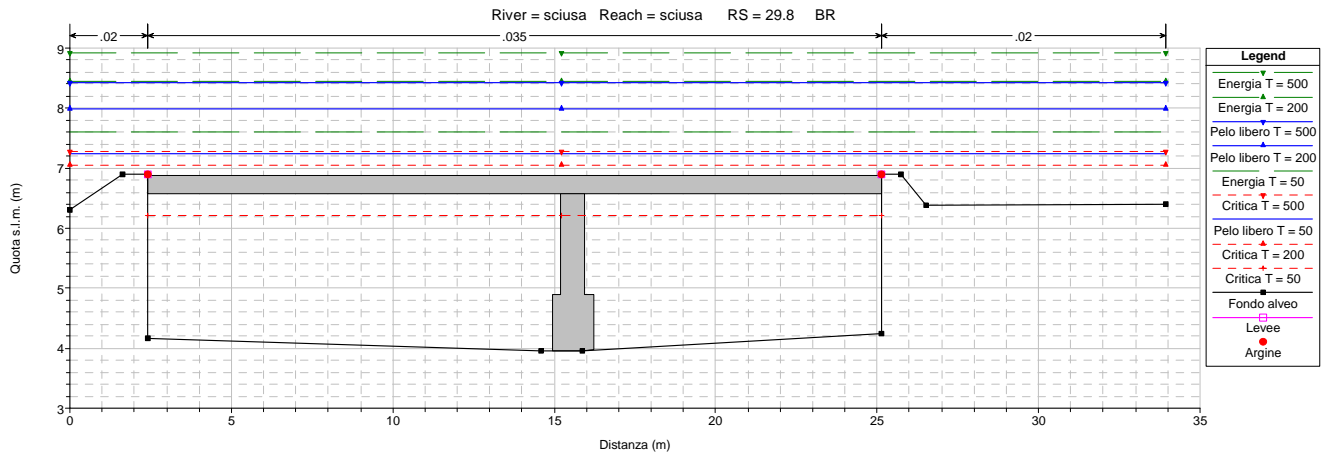
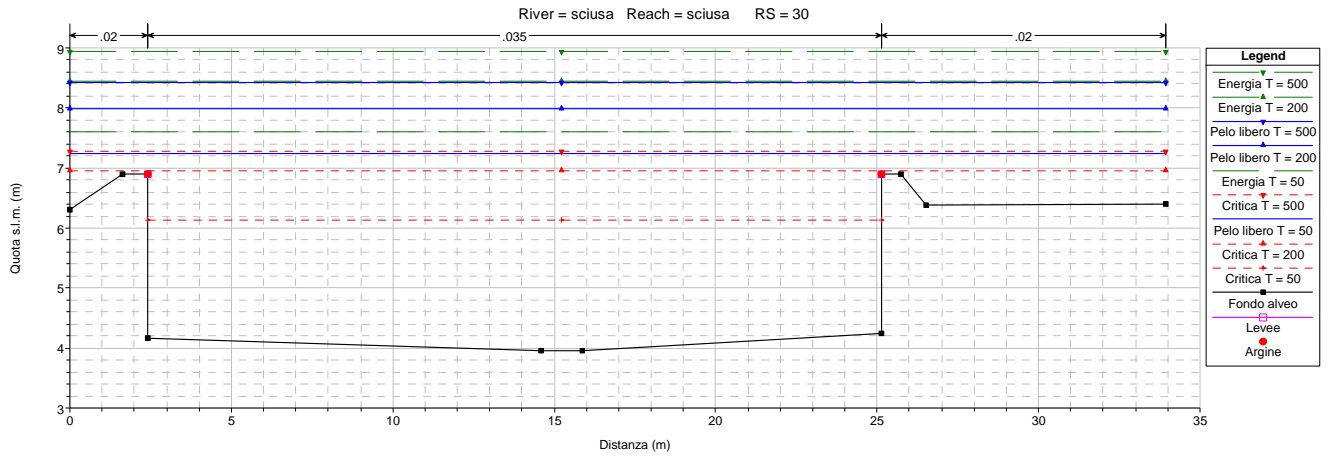


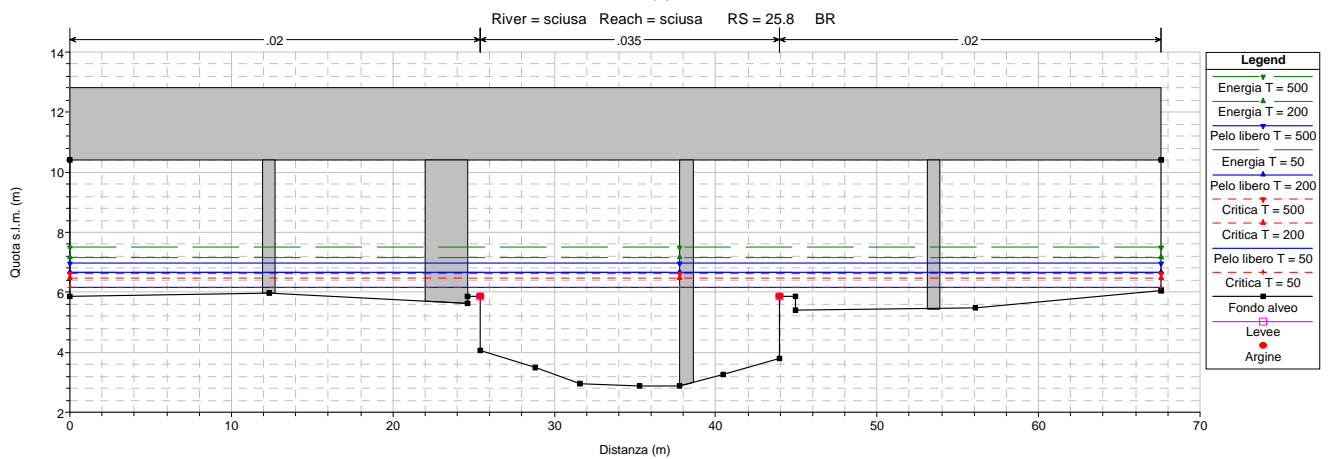
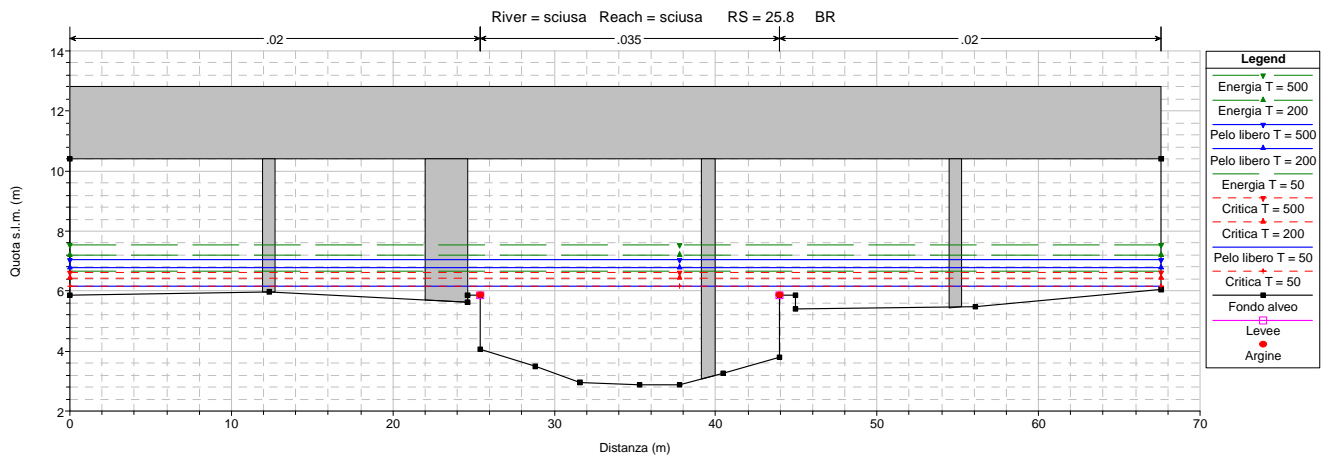
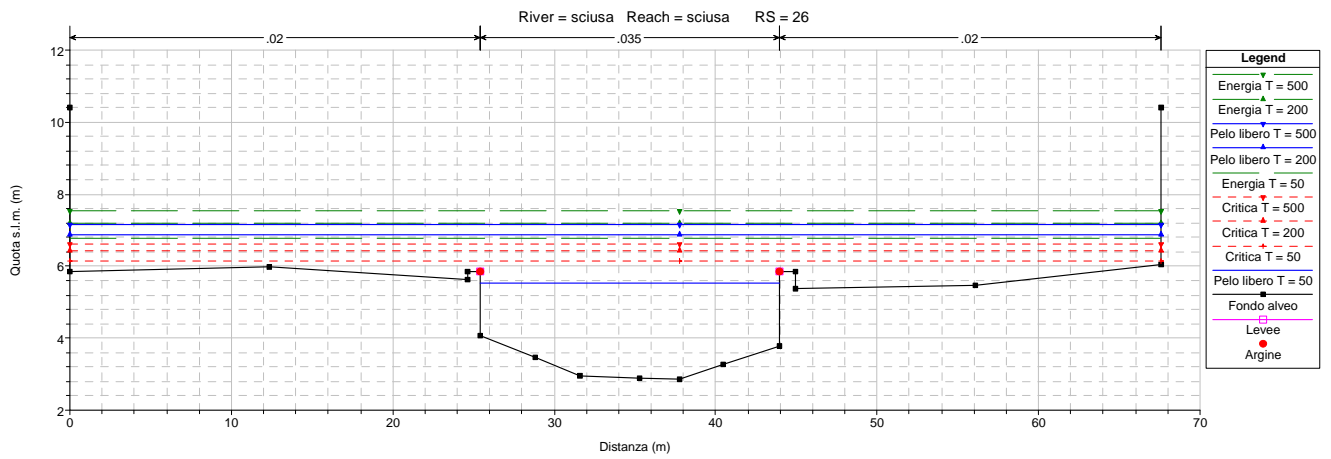
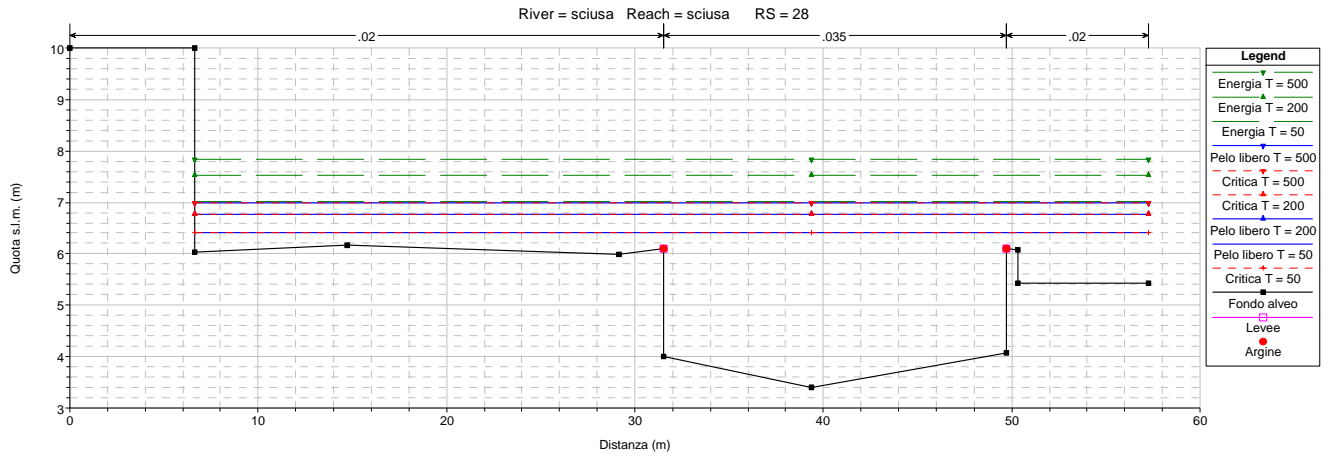


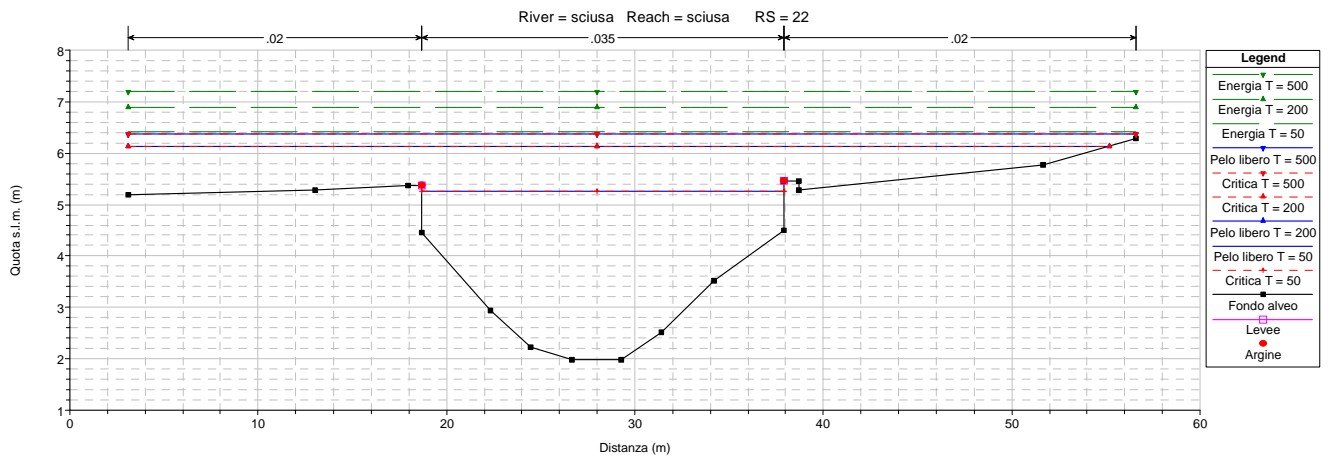
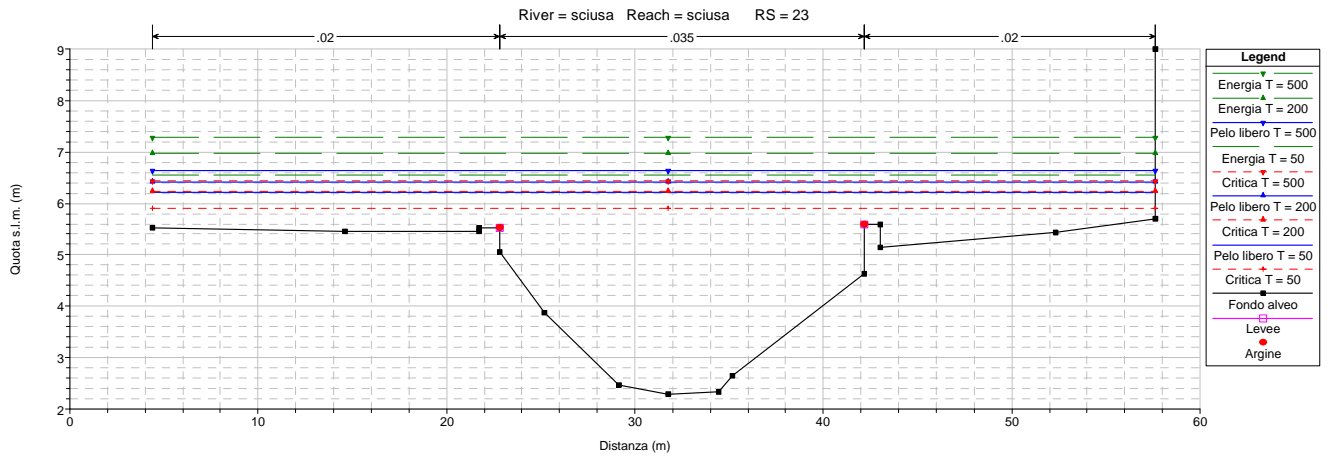
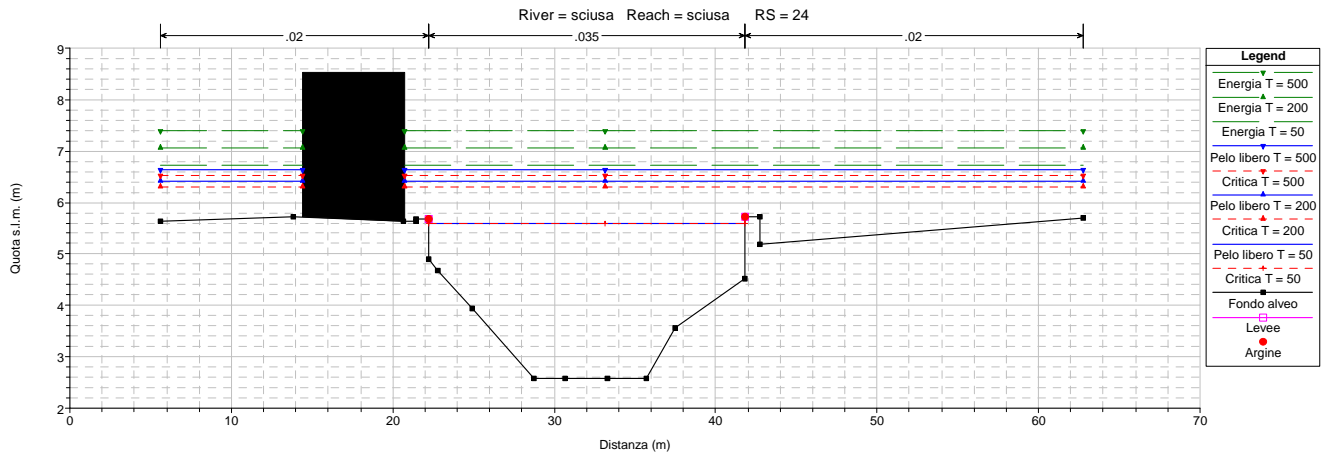
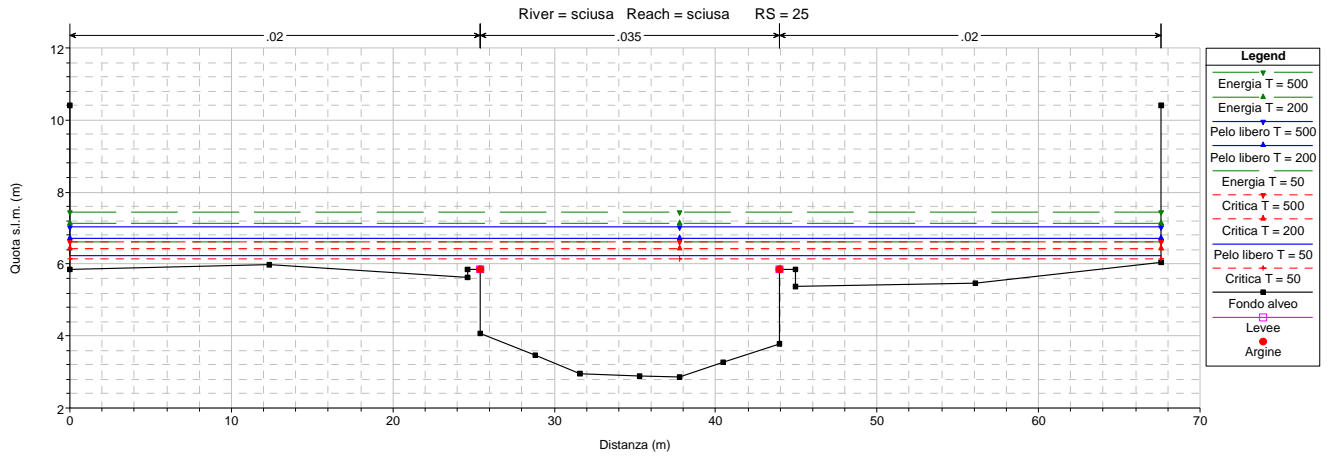


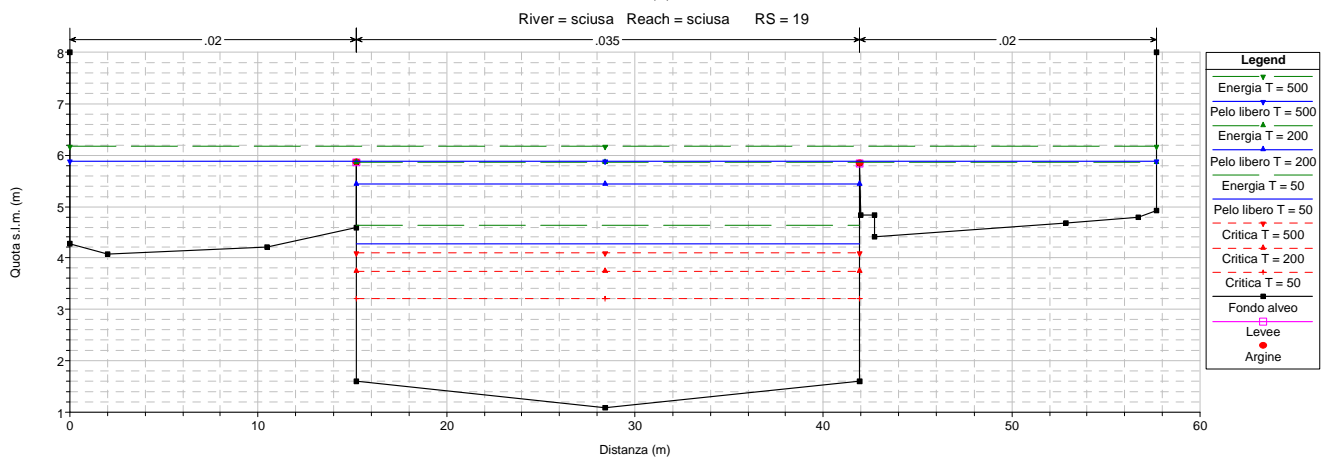
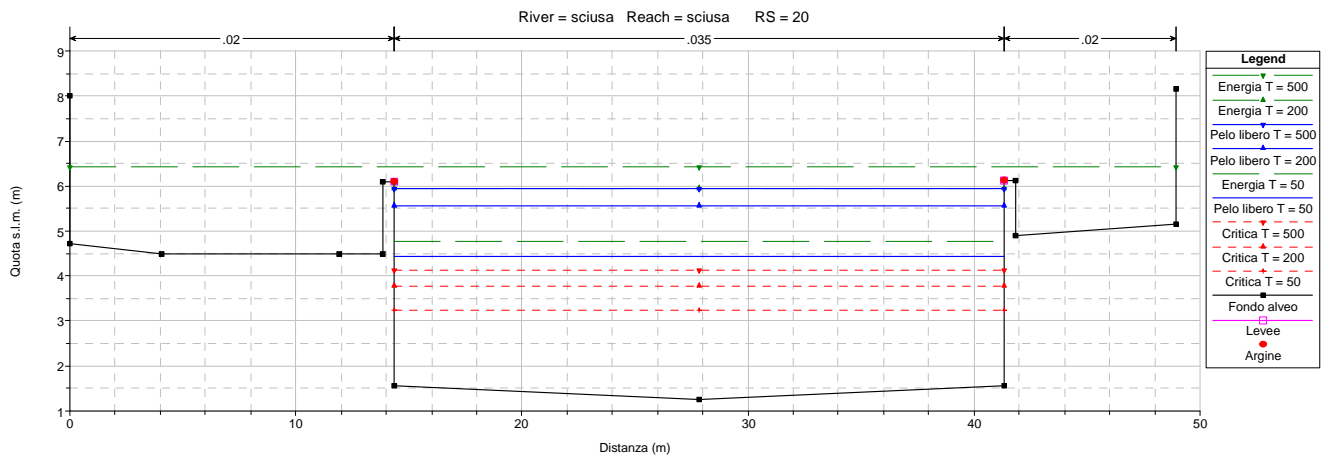
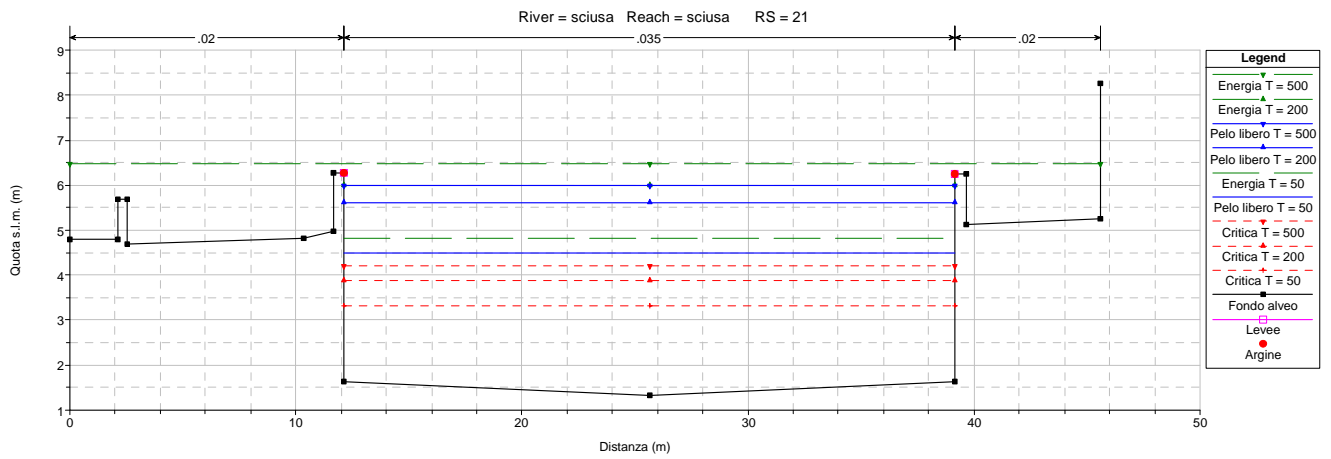
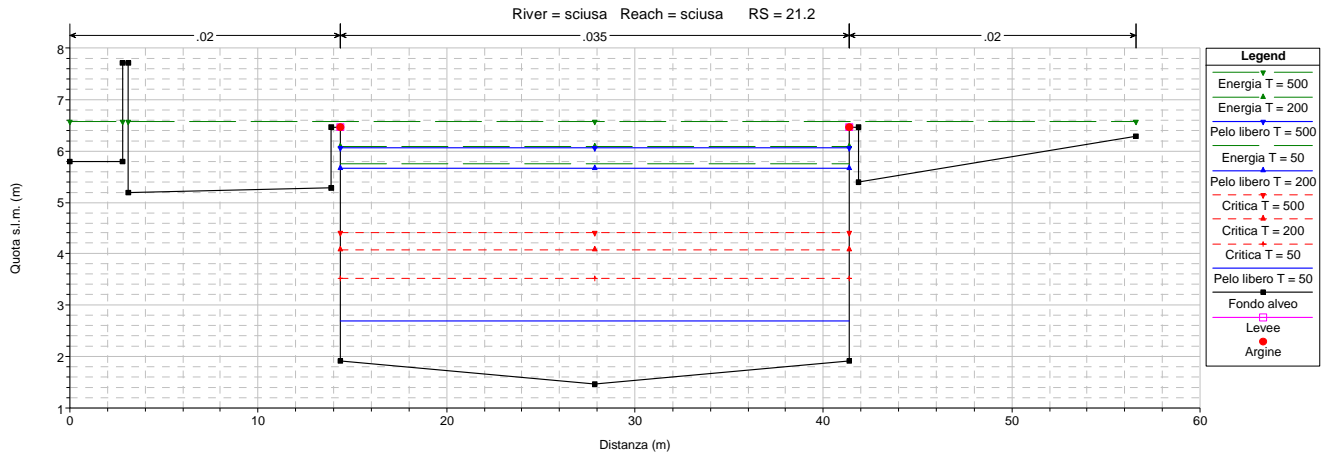


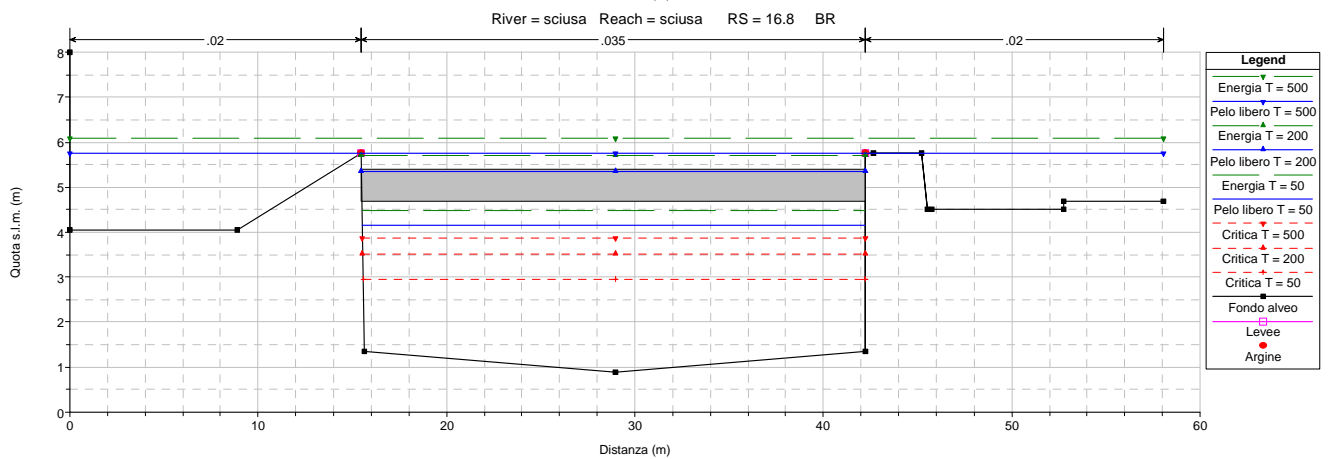
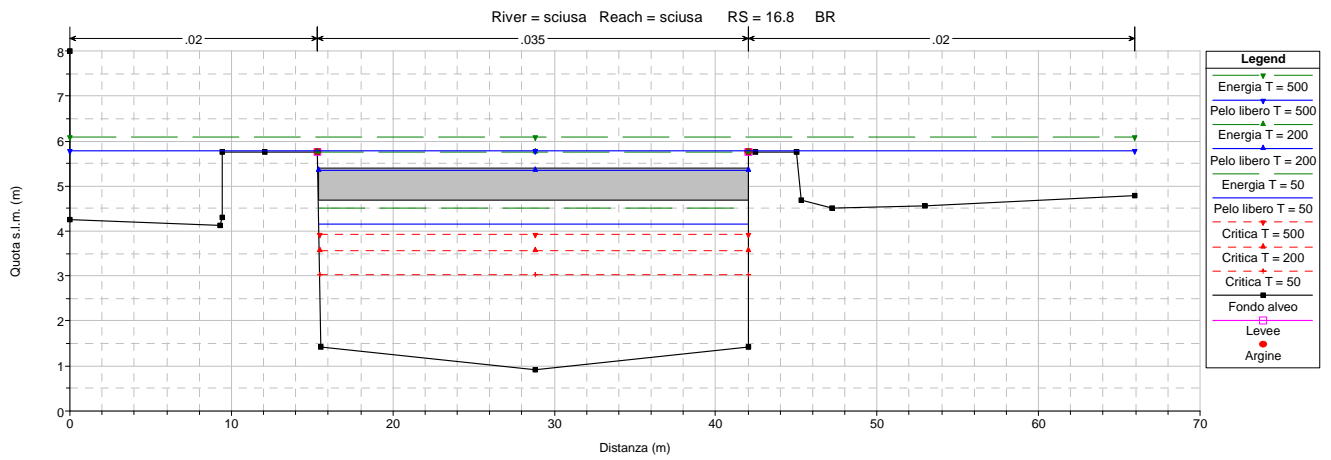
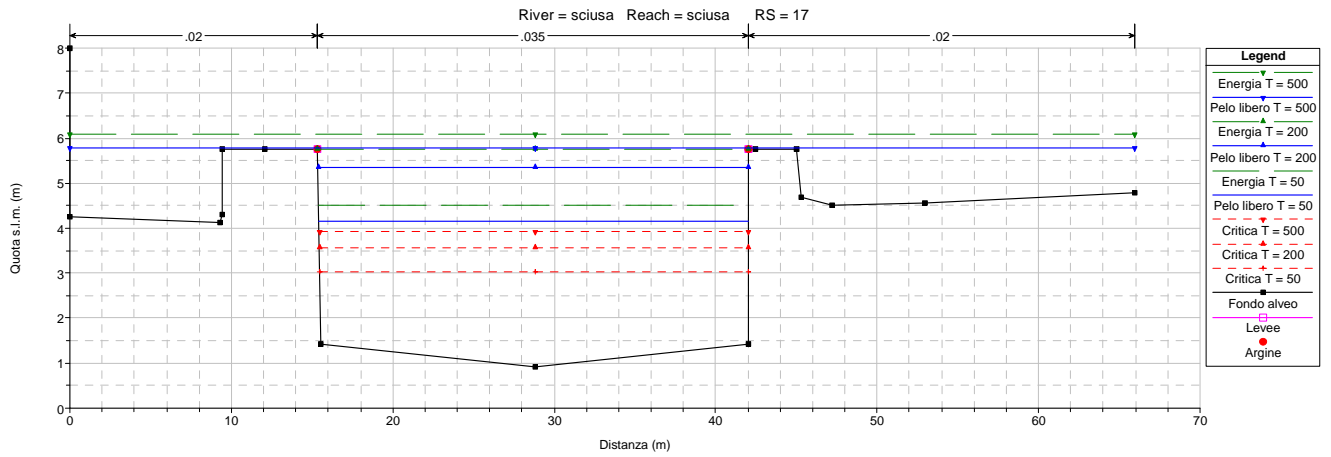
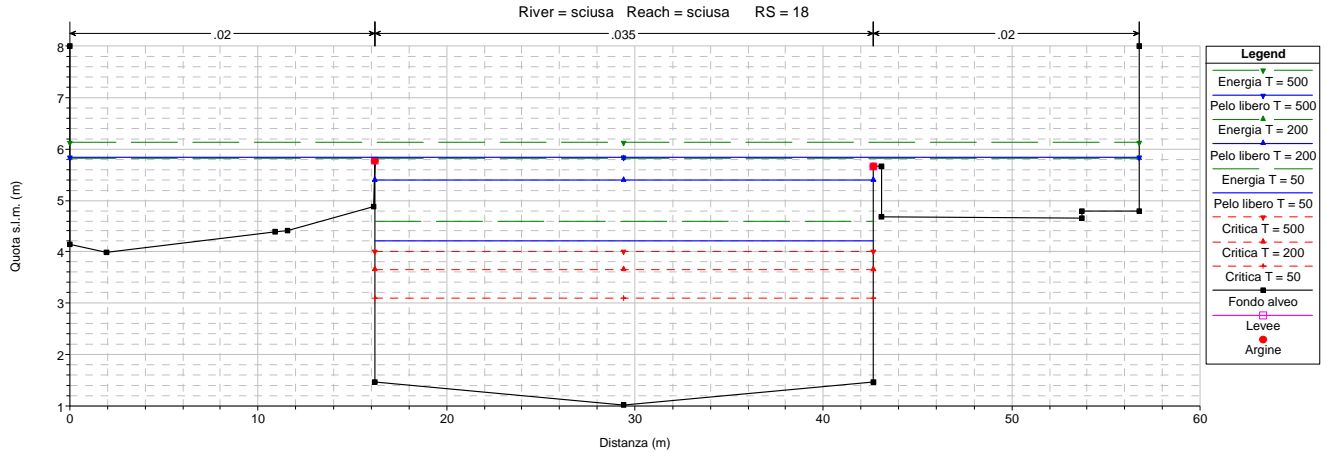


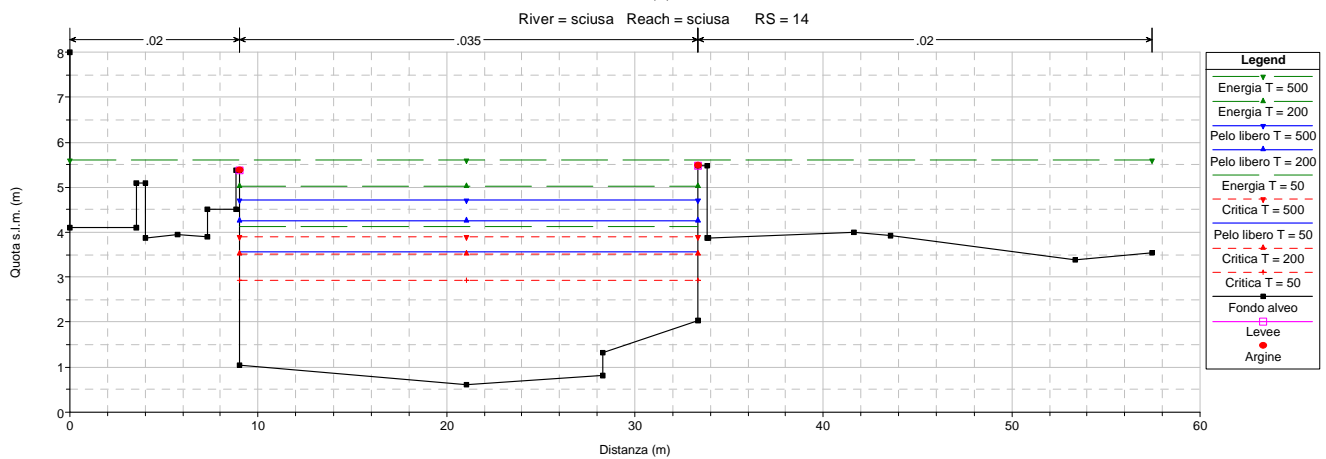
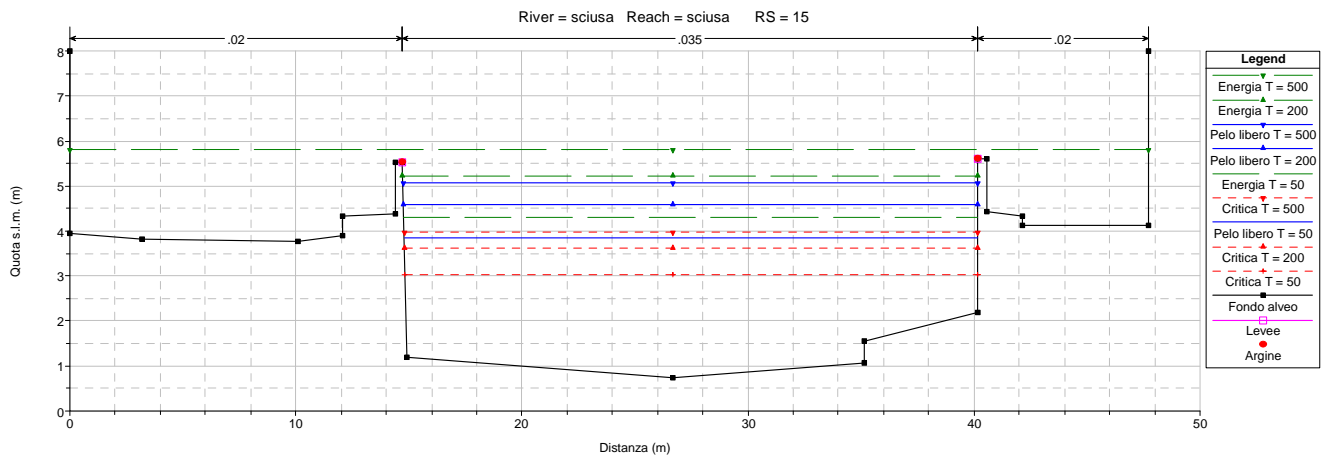
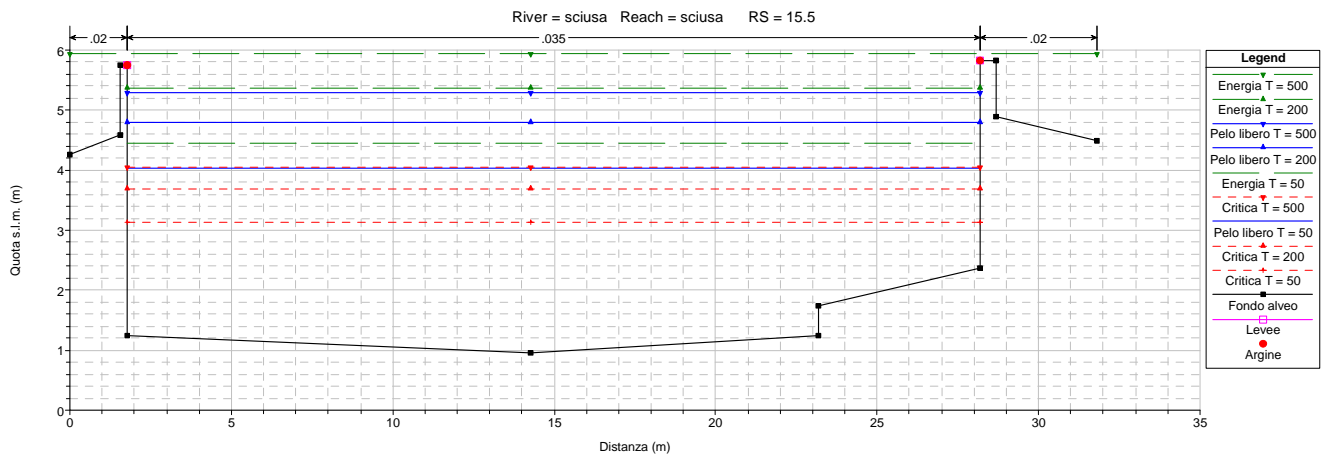
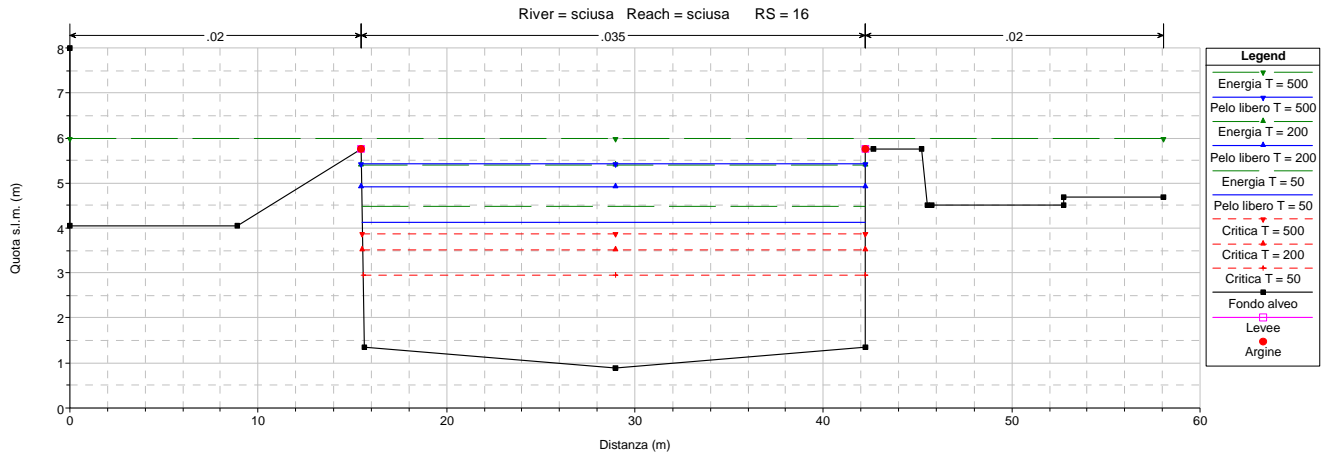


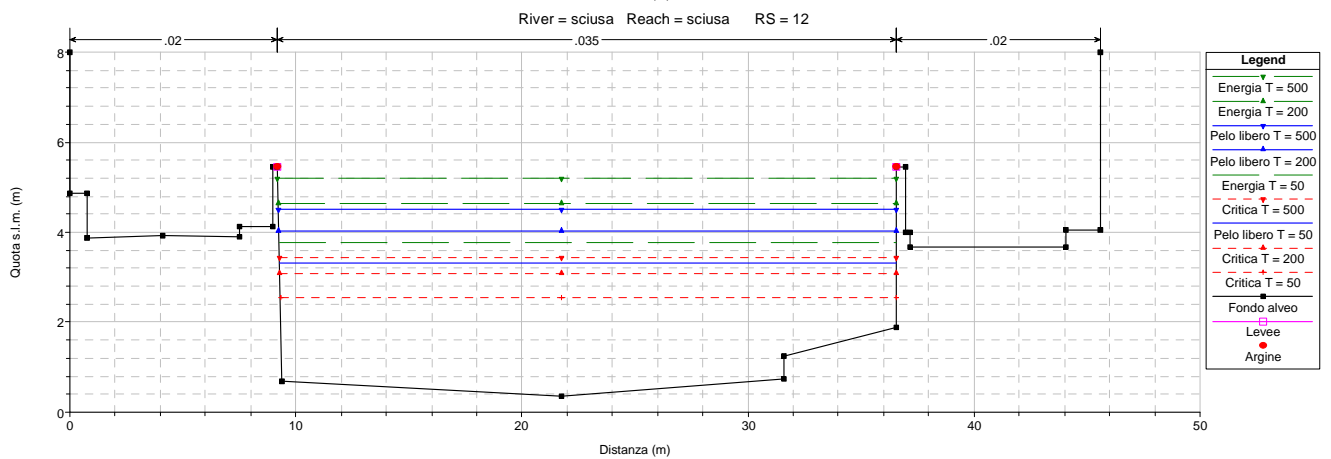
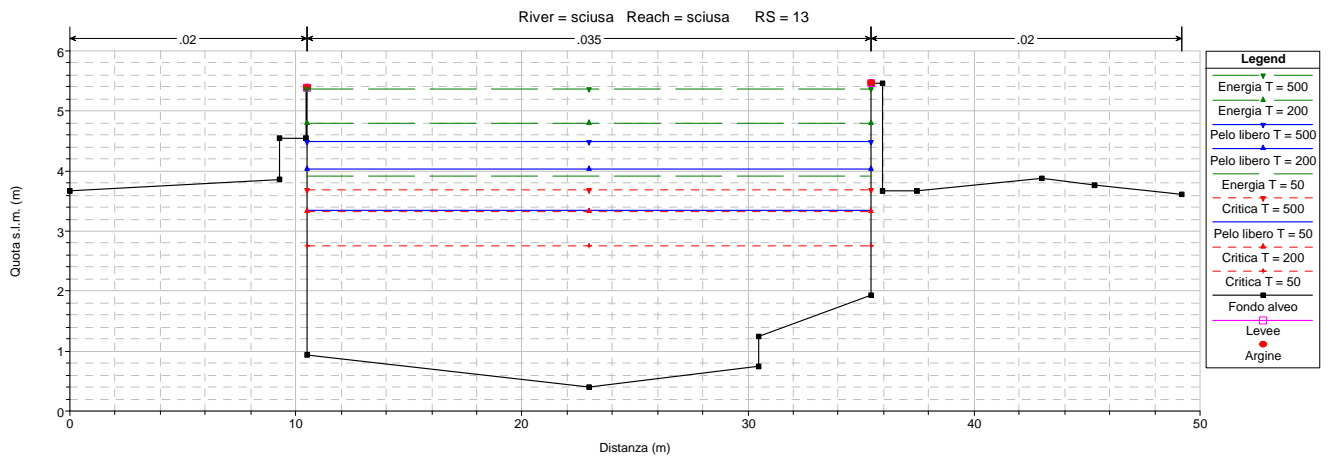
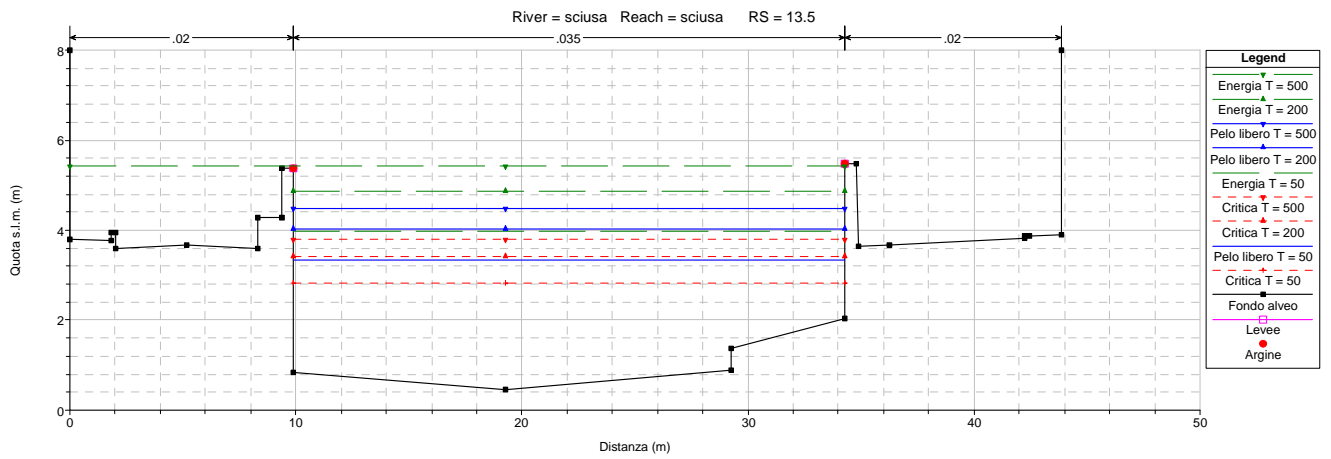
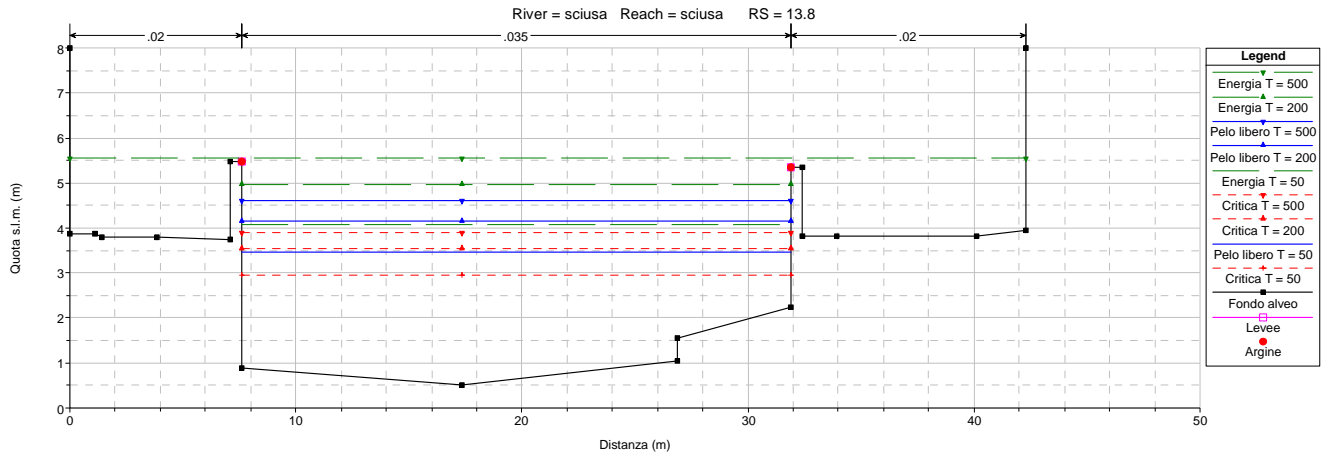


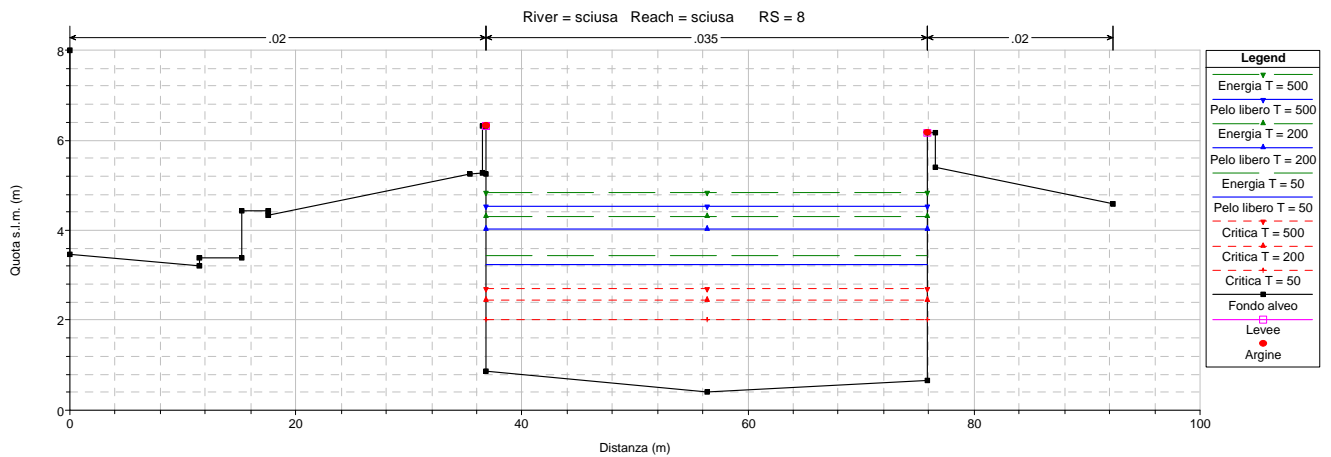
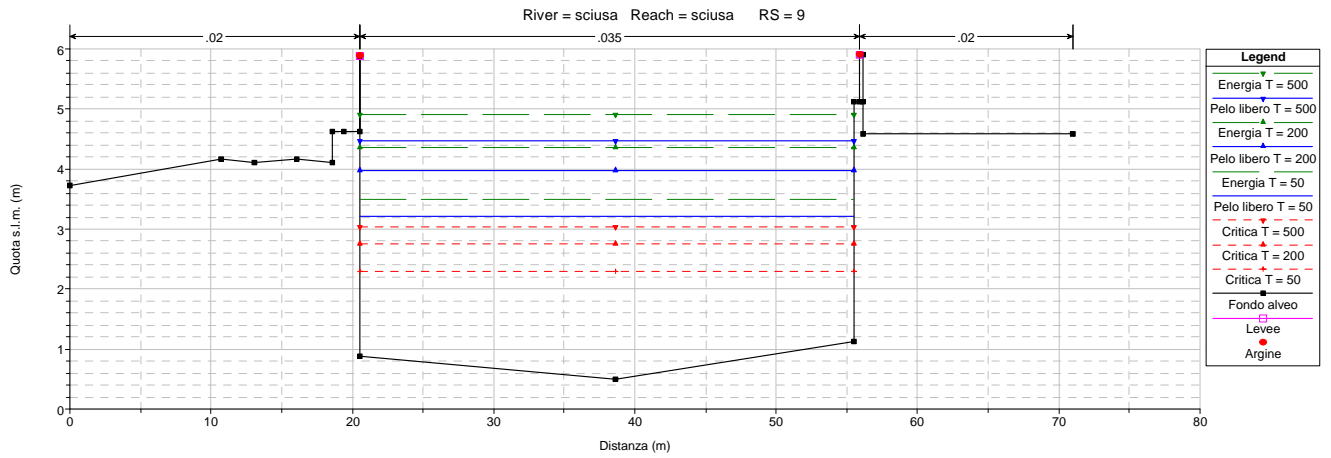
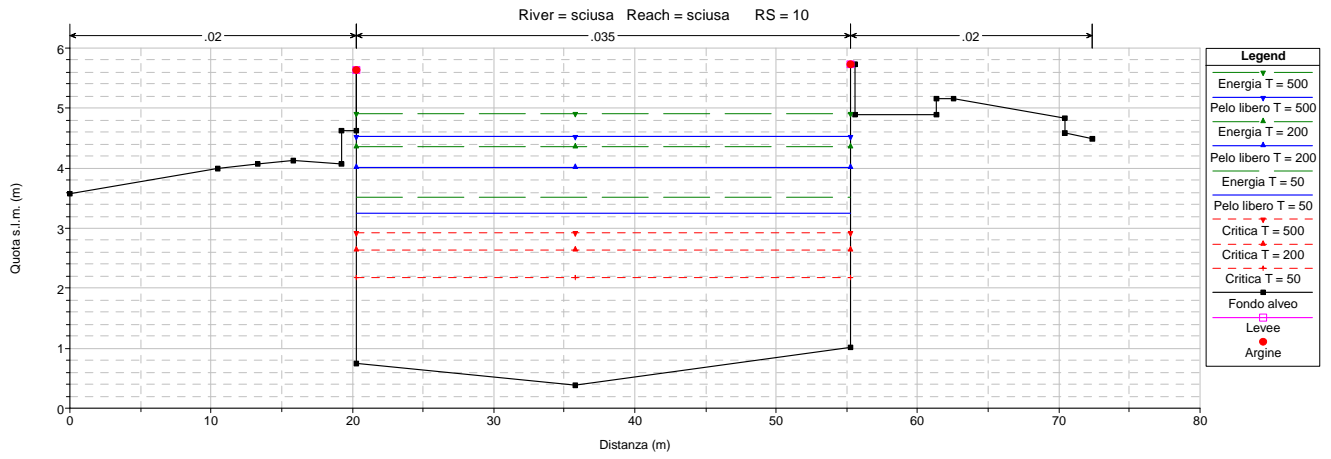
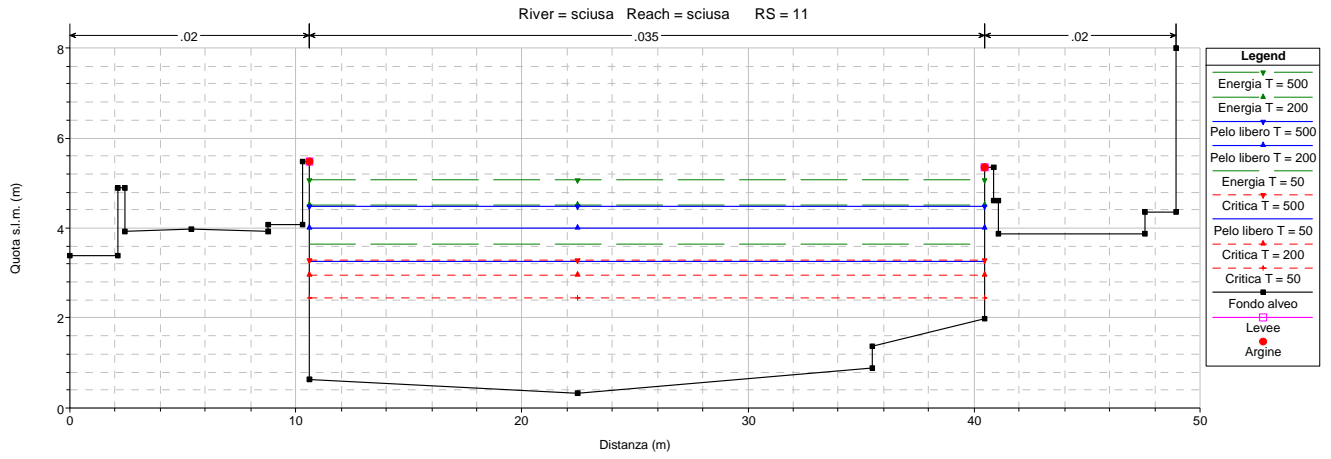


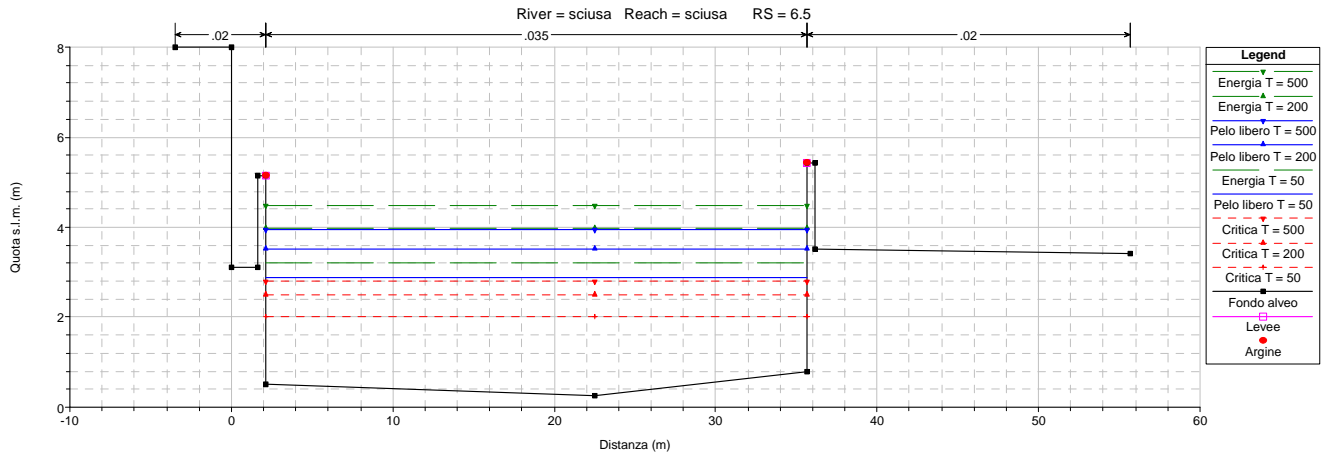
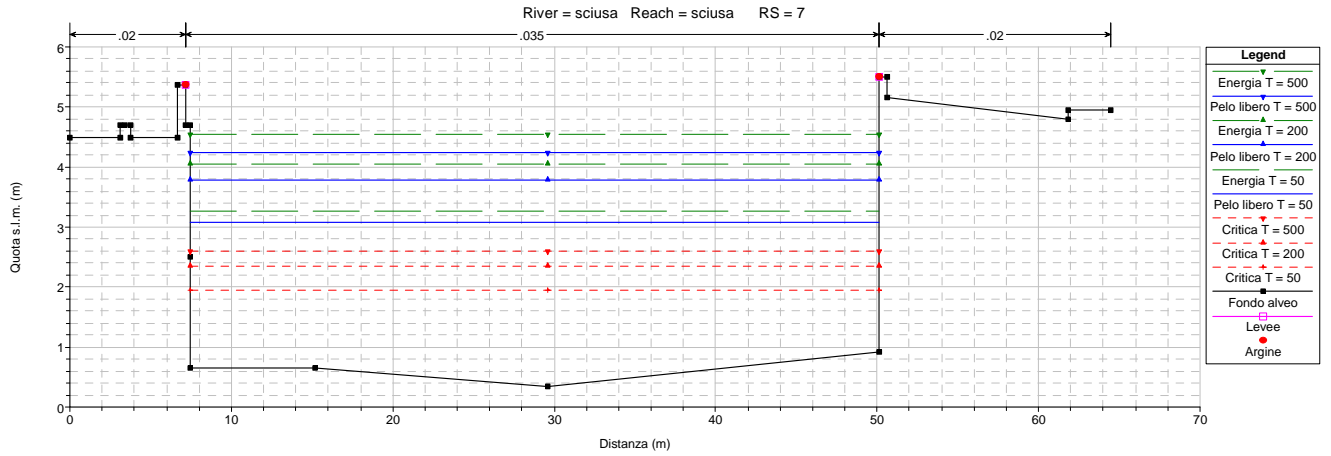
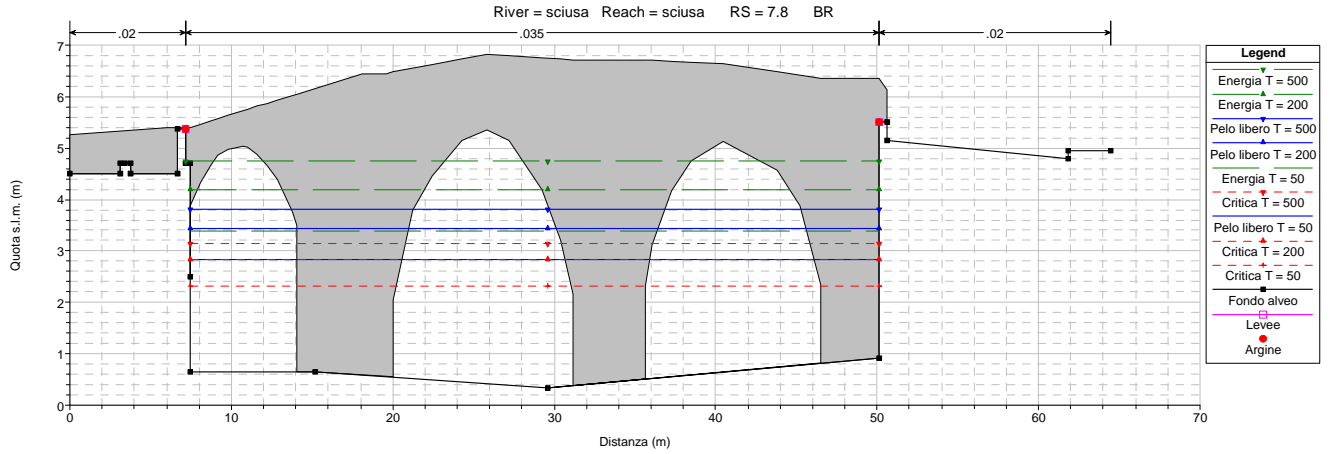
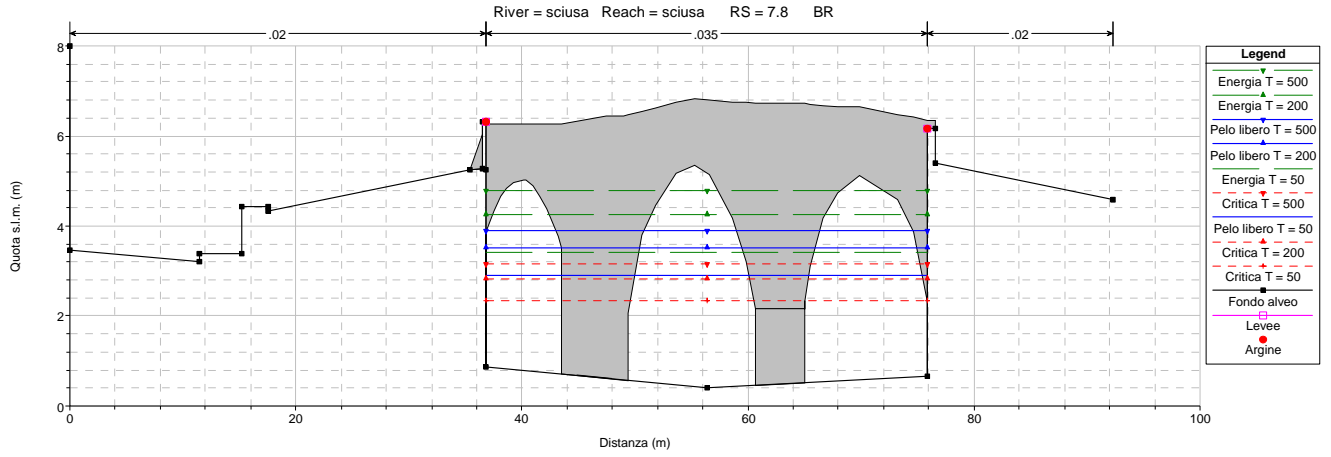


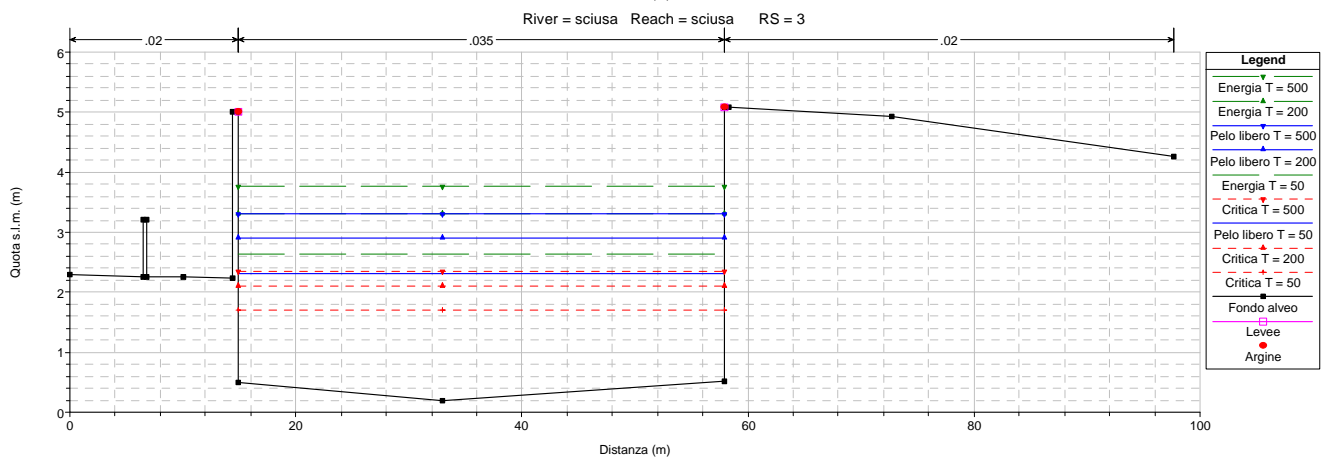
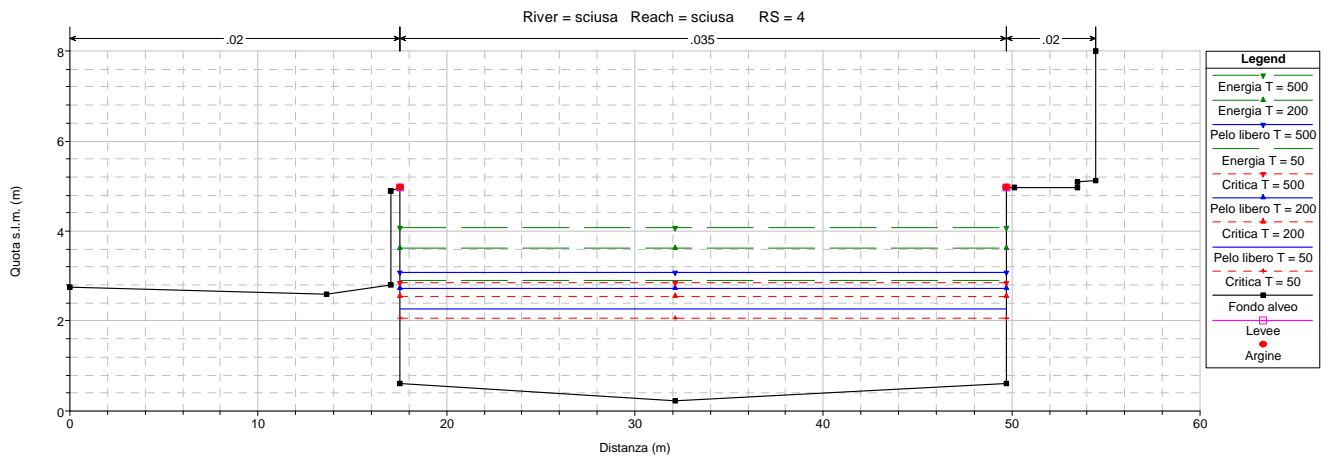
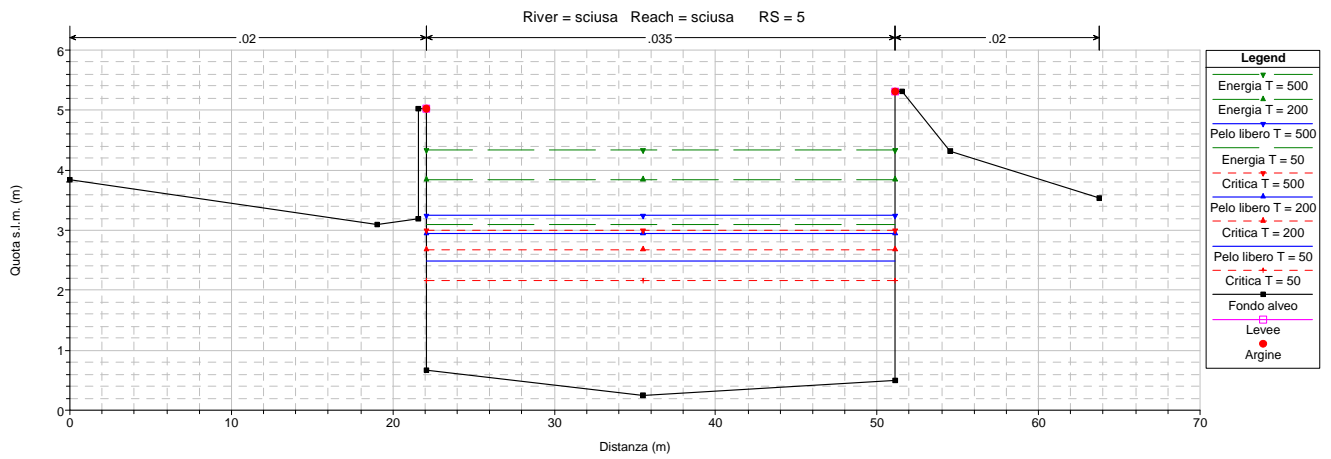
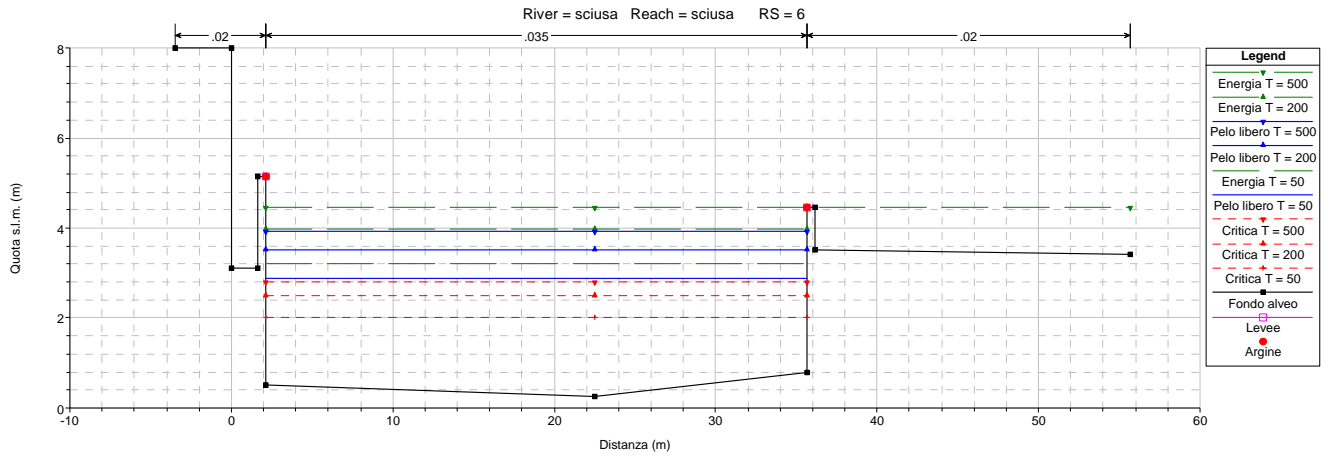


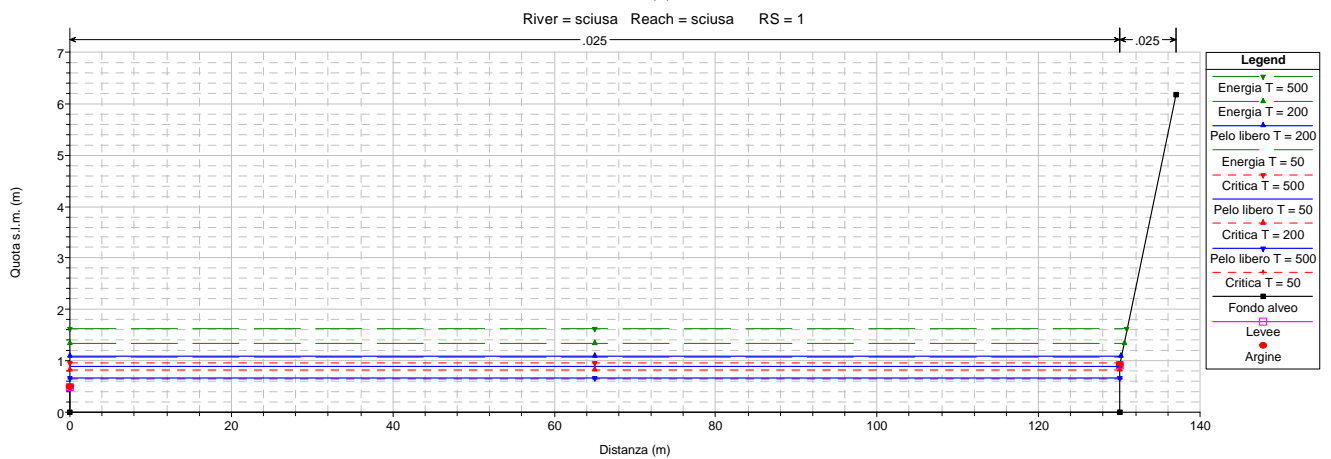
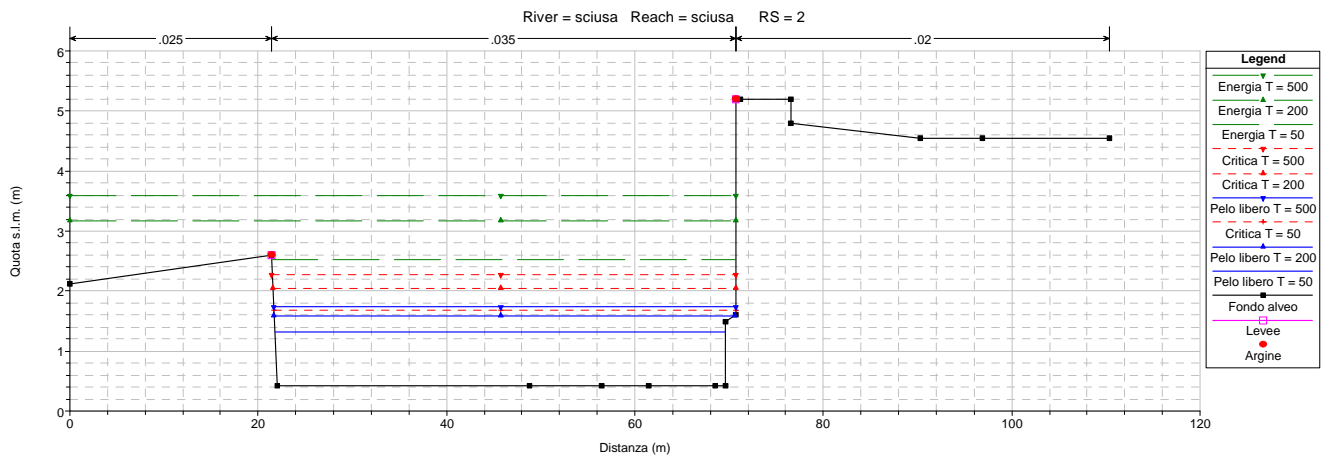
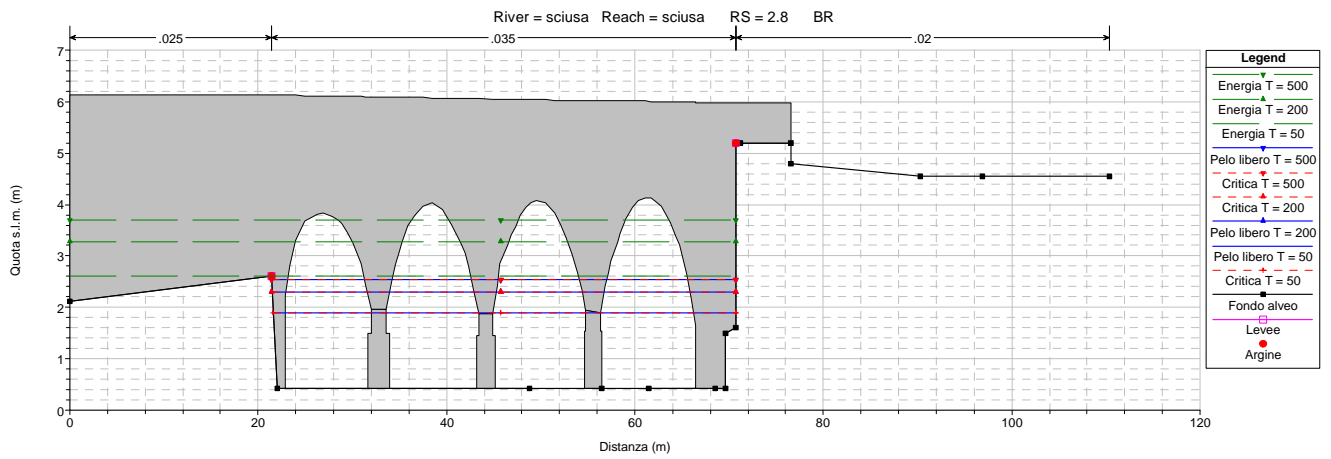
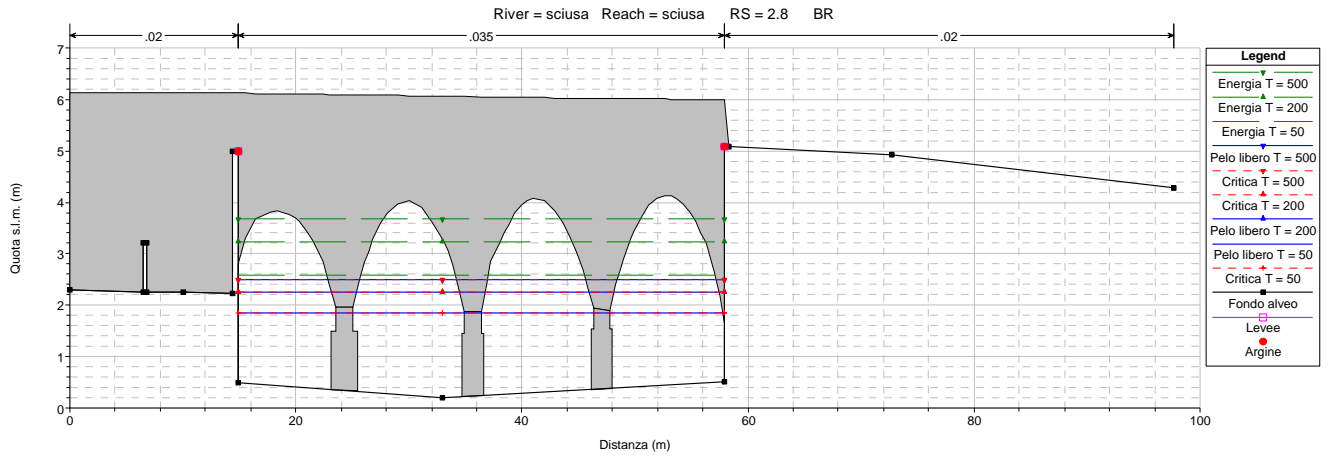












 **MODELLAZIONE IDRAULICA IN CONDIZIONI DI MOTO
PERMANENTE: TABELLE DELLE GRANDEZZE IDRAULICHE
SIGNIFICATIVE PER LE PORTATE T=50, 200, 500 ANNI**

TORRENTE SCIUSA

Torrente Sciusa T=50 anni										
Sezioni	Portata totale	Fondo alveo	Argine sinistro	Argine destro	Pelo libero	Profondità critica	Energia (m ²)	Velocità (m/s)	Area bagnata	N° Froude
80	140	45.16	50.33	50.33	47.19	48.15	50.55	8.12	17.24	2.31
79	140	42.93	49.31	49.31	45.82	46.73	48.74	7.57	18.49	1.74
78	140	42.59	50.02	50.02	46.53	46.53	47.91	5.19	26.95	1.00
77	140	42.10	48.14	48.14	44.55	45.10	46.36	5.96	23.50	1.72
76	140	38.69	44.64	44.64	40.61	41.28	42.92	6.73	20.79	2.09
75	140	36.74	40.19	40.19	38.74	39.46	41.18	6.92	20.22	1.76
74	140	36.07	39.32	39.32	38.57	39.02	40.57	6.27	22.34	1.30
73	140	35.26	38.46	38.46	37.32	38.02	39.65	6.77	20.68	1.89
72	140	34.79	36.12	37.12	36.16	36.79	38.22	6.36	22.02	1.86
71	140	32.90	36.37	36.37	34.96	35.55	37.03	6.36	22.00	1.57
70	200	30.60	32.79	34.80	33.77	33.77	35.20	5.31	37.70	1.00
69.6	200	28.91	31.24	31.24	33.10	31.76	33.71	3.44	58.09	0.55
69.5	Bridge									
69	200	28.85	31.24	31.24	31.69	31.69	33.05	5.16	38.74	1.00
68	200	28.26	30.51	30.72	30.11	30.85	32.64	7.05	28.39	1.71
67	200	25.97	28.14	30.67	27.61	28.89	32.20	9.49	21.07	2.42
66	200	21.82	24.81	28.63	24.73	26.31	30.69	10.82	18.49	2.53
65	200	21.18	24.81	28.63	22.61	23.73	26.68	8.94	22.37	2.49
64	200	18.24	21.74	22.13	22.47	21.50	23.43	4.33	46.23	0.67
63	200	17.56	22.00	21.45	22.90	20.30	23.18	2.35	85.21	0.33
62	200	17.33	21.61	21.27	22.64	20.58	23.14	3.12	64.02	0.45
61	200	16.87	21.10	21.05	22.37	20.37	23.01	3.55	56.40	0.49
60	200	16.49	20.00	20.81	22.34	19.94	22.87	3.21	62.24	0.43
59	200	15.85	19.60	20.55	22.21	19.60	22.60	2.79	71.69	0.38
58.6	200	15.80	19.60	20.55	22.20	19.54	22.59	2.77	72.25	0.38
58.5	Bridge									
58.4	200	15.76	19.60	20.55	19.71	19.50	20.97	4.98	40.18	0.91
58	200	15.30	19.51	19.92	19.03	18.68	20.39	5.18	38.59	0.86
57	200	15.02	19.83	19.42	19.24	18.20	19.87	3.52	56.86	0.60
56	200	14.79	18.67	19.22	19.23	17.96	19.75	3.20	62.50	0.53
55	200	14.14	19.47	18.92	18.90	17.60	19.62	3.75	53.27	0.58
54.5	Bridge									
54.4	200	14.12	19.47	18.92	18.85	17.58	19.58	3.78	52.86	0.59
54	200	13.53	18.00	17.63	19.02	16.73	19.36	2.61	76.76	0.38
53	200	13.01	18.80	16.65	18.82	16.25	19.27	2.97	67.37	0.40
52	200	12.82	16.58	16.60	18.63	16.26	19.17	3.25	61.53	0.44
51.5	Bridge									
51.4	200	12.77	16.58	16.60	16.21	16.21	17.83	5.64	35.45	1.00
51	200	12.02	16.50	16.52	14.85	15.22	16.73	6.08	32.87	1.24
50	200	11.07	17.55	15.64	14.87	14.05	15.64	3.88	51.53	0.67
49	200	10.41	16.20	15.10	14.80	13.34	15.44	3.54	56.44	0.54
48	210	9.68	14.30	14.23	14.90	12.28	15.23	2.52	83.39	0.35
47	210	9.36	14.22	14.29	14.90	12.05	15.17	2.31	90.89	0.32
46.5	Bridge									
45	210	9.02	13.85	14.10	13.55	11.81	14.08	3.21	65.38	0.48
44	210	8.48	12.98	12.98	13.32	11.72	13.93	3.45	60.86	0.52
43.5	Bridge									
43.4	210	8.46	12.98	12.98	12.83	11.70	13.59	3.86	54.45	0.61
43	210	8.16	13.00	11.74	11.99	11.99	13.34	5.16	40.70	1.00
42	210	7.76	11.80	10.94	10.37	10.97	12.54	6.54	32.11	1.46
41	210	7.09	10.68	11.30	11.56	10.15	12.04	3.09	68.01	0.52
40.5	Bridge									
40.4	210	7.06	10.68	11.30	10.12	10.12	11.37	4.95	42.41	1.00
40	210	6.35	10.63	10.22	8.24	8.84	10.40	6.52	32.23	1.54

Torrente Sciusa T=50 anni										
Sezioni	Portata totale	Fondo alveo	Argine sinistro	Argine destro	Pelo libero	Profondità critica	Energia (m ²)	Velocità (m/s)	Area bagnata	N° Froude
39	210	6.00	10.38	10.14	9.22	8.47	9.93	3.73	56.28	0.67
38	210	5.80	10.27	10.32	9.16	8.15	9.72	3.30	63.65	0.58
37.8	Bridge									
37	210	5.80	10.27	10.32	8.95	8.15	9.58	3.53	59.51	0.64
36	210	5.60	10.18	10.28	8.91	8.12	9.48	3.36	62.45	0.63
35	210	5.50	9.86	10.10	8.90	7.90	9.39	3.10	67.67	0.56
34	210	5.05	8.51	8.50	8.86	7.29	9.11	2.31	95.48	0.39
33	210	5.00	8.17	7.78	8.51	8.05	8.97	3.12	70.70	0.59
32	210	4.73	7.76	7.98	7.65	7.39	8.58	4.26	49.33	0.85
31	210	3.94	6.95	7.50	7.36	6.52	7.87	3.24	68.49	0.59
30	210	3.96	6.90	6.90	7.24	6.13	7.60	2.72	80.15	0.49
29.8	Bridge									
29	210	3.84	6.55	6.58	6.81	6.08	7.21	2.92	78.67	0.56
28	210	3.40	6.10	6.10	6.41	6.41	7.01	3.55	64.25	0.69
26	210	2.86	5.85	5.85	5.54	6.13	6.78	4.94	42.55	1.04
25.8	Bridge									
25	210	2.86	5.85	5.85	6.23	6.13	6.63	3.01	79.20	0.56
24	210	2.57	5.68	5.72	5.60	5.60	6.74	4.72	44.47	1.00
23	210	2.29	5.53	5.59	6.21	5.90	6.55	2.73	83.55	0.51
22	210	1.97	5.37	5.46	5.26	5.26	6.41	4.75	44.20	1.00
21.2	210	1.47	6.47	6.47	2.70	3.53	5.75	7.74	27.14	2.46
21	210	1.34	6.28	6.26	4.49	3.32	4.83	2.59	80.98	0.48
20	210	1.26	6.09	6.11	4.43	3.24	4.77	2.57	81.64	0.47
19	210	1.09	5.85	5.83	4.27	3.20	4.64	2.69	77.97	0.50
18	210	1.02	5.77	5.67	4.22	3.10	4.58	2.66	78.83	0.49
17	210	0.92	5.75	5.75	4.15	3.03	4.51	2.65	79.17	0.49
16.8	Bridge									
16	210	0.89	5.75	5.75	4.14	2.97	4.48	2.61	80.61	0.48
15.5	210	0.95	5.75	5.83	4.03	3.14	4.45	2.89	72.54	0.56
15	210	0.74	5.54	5.60	3.84	3.04	4.32	3.05	68.77	0.59
14	210	0.60	5.38	5.49	3.57	2.93	4.13	3.32	63.26	0.66
13.8	210	0.51	5.49	5.36	3.46	2.95	4.08	3.48	60.37	0.70
13.5	210	0.45	5.37	5.47	3.35	2.84	3.97	3.48	60.41	0.71
13	210	0.40	5.38	5.47	3.35	2.75	3.91	3.32	63.17	0.67
12	210	0.35	5.44	5.46	3.31	2.55	3.76	2.98	70.38	0.59
11	210	0.33	5.49	5.34	3.25	2.45	3.65	2.79	75.27	0.56
10	210	0.38	5.64	5.73	3.24	2.18	3.51	2.30	91.25	0.45
9	210	0.49	5.88	5.90	3.20	2.28	3.50	2.44	86.04	0.50
8	210	0.41	6.33	6.17	3.24	2.02	3.45	2.02	103.96	0.40
7.8	Bridge									
7	210	0.34	5.37	5.51	3.07	1.94	3.27	1.98	106.08	0.40
6.5	210	0.25	5.14	5.42	2.87	2.02	3.21	2.57	81.73	0.53
6	210	0.25	5.14	4.46	2.87	2.02	3.21	2.57	81.60	0.53
5	210	0.25	5.02	5.32	2.48	2.15	3.10	3.49	60.22	0.77
4	210	0.23	4.97	4.98	2.26	2.06	2.91	3.57	58.90	0.84
3	210	0.20	5.00	5.09	2.32	1.70	2.63	2.48	84.58	0.57
2.8	Bridge									
2	210	0.42	2.60	5.20	1.33	1.68	2.52	4.85	43.32	1.63
1	210	0.00	0.50	0.92	0.90	0.64	1.06	1.79	117.01	0.60

Torrente Sciusa T= 200 anni										
Sezioni	Portata totale	Fondo alveo	Argine sinistro	Argine destro	Pelo libero	Profondità critica	Energia (m ²)	Velocità (m/s)	Area bagnata	N° Froude
80	200	45.16	50.33	50.33	47.52	48.73	51.78	9.15	21.86	2.35
79	200	42.93	49.31	49.31	46.37	47.48	49.90	8.33	24.01	1.75
78	200	42.59	50.02	50.02	47.35	47.35	48.97	5.64	35.48	1.00
77	200	42.10	48.14	48.14	44.80	45.57	47.33	7.04	28.41	1.87
76	200	38.69	44.64	44.64	40.90	41.74	43.79	7.53	26.57	2.07
75	200	36.74	40.19	40.19	39.28	40.32	42.04	7.35	27.21	1.61
74	200	36.07	39.32	39.32	39.87	39.87	41.50	5.66	35.33	1.00
73	200	35.26	38.46	38.46	37.67	38.55	40.62	7.60	26.30	1.90
72	200	34.79	36.12	37.12	36.44	37.27	39.17	7.32	27.33	1.95
71	200	32.90	36.37	36.37	35.48	36.16	37.94	6.95	28.78	1.50
70	290	30.60	32.79	34.80	34.57	34.57	36.41	6.01	48.28	1.00
69.6	290	28.91	31.24	31.24	34.30	32.51	35.06	3.86	75.15	0.54
69.5	Bridge									
69	290	28.85	31.24	31.24	32.46	32.46	34.19	5.84	49.68	1.00
68	290	28.26	30.51	30.72	30.63	31.55	33.77	7.85	36.95	1.67
67	290	25.97	28.14	30.67	28.17	29.57	33.34	10.07	28.80	2.43
66	290	21.82	24.81	28.63	25.44	27.28	31.97	11.32	25.61	2.26
65	290	21.18	24.81	28.63	22.95	24.39	28.34	10.29	28.18	2.58
64	290	18.24	21.74	22.13	24.32	22.41	25.29	4.36	66.59	0.57
63	290	17.56	22.00	21.45	24.75	20.97	25.07	2.49	116.67	0.30
62	290	17.33	21.61	21.27	24.46	21.40	25.02	3.31	87.63	0.41
61	290	16.87	21.10	21.05	24.14	21.31	24.90	3.85	75.29	0.46
60	290	16.49	20.00	20.81	24.12	20.86	24.75	3.54	81.95	0.42
59	290	15.85	19.60	20.55	24.01	20.40	24.48	3.05	95.19	0.36
58.6	290	15.80	19.60	20.55	24.00	20.35	24.47	3.03	95.75	0.36
58.5	Bridge									
58.4	290	15.76	19.60	20.55	21.66	20.31	22.65	4.41	65.69	0.63
58	290	15.30	19.51	19.92	21.15	19.61	22.30	4.76	60.88	0.63
57	290	15.02	19.83	19.42	21.45	18.90	21.96	3.15	92.18	0.42
56	290	14.79	18.67	19.22	21.46	18.64	21.89	2.89	100.38	0.38
55	290	14.14	19.47	18.92	21.14	18.43	21.79	3.57	81.34	0.45
54.5	Bridge									
54.4	290	14.12	19.47	18.92	20.47	18.41	21.27	3.96	73.21	0.52
54	290	13.53	18.00	17.63	20.67	17.44	21.07	2.81	103.21	0.35
53	290	13.01	18.80	16.65	20.40	17.11	20.97	3.36	86.27	0.40
52	290	12.82	16.58	16.60	20.16	17.17	20.86	3.70	78.35	0.44
51.5	Bridge									
51.4	290	12.77	16.58	16.60	17.12	17.12	19.19	6.37	45.50	1.00
51	290	12.02	16.50	16.52	15.44	16.01	18.01	7.10	40.84	1.30
50	290	11.07	17.55	15.64	16.56	14.80	17.28	3.77	76.84	0.53
49	290	10.41	16.20	15.10	16.43	14.15	17.14	3.73	77.74	0.49
48	310	9.68	14.30	14.23	16.53	13.06	16.94	2.83	109.47	0.35
47	310	9.36	14.22	14.29	16.54	12.79	16.89	2.61	118.72	0.32
46.5	Bridge									
45	310	9.02	13.85	14.10	14.88	12.63	15.56	3.67	84.54	0.48
44	310	8.48	12.98	12.98	14.59	12.58	15.39	3.98	77.93	0.53
43.5	Bridge									
43.4	310	8.46	12.98	12.98	13.72	12.55	14.83	4.66	66.46	0.67
43	310	8.16	13.00	11.74	12.78	12.78	14.55	5.89	52.65	1.00
42	310	7.76	11.80	10.94	10.99	11.72	13.74	7.34	42.23	1.46
41	310	7.09	10.68	11.30	11.84	10.95	12.75	4.23	73.37	0.69
40.5	Bridge									
40.4	310	7.06	10.68	11.30	10.91	10.91	12.45	5.50	56.37	1.00
40	310	6.35	10.63	10.22	8.82	9.57	11.51	7.26	42.68	1.49

Torrente Sciusa T= 200 anni										
Sezioni	Portata totale	Fondo alveo	Argine sinistro	Argine destro	Pelo libero	Profondità critica	Energia (m ²)	Velocità (m/s)	Area bagnata	N° Froude
39	310	6.00	10.38	10.14	9.81	9.19	10.91	4.65	66.73	0.77
38	310	5.80	10.27	10.32	9.75	8.83	10.62	4.14	74.86	0.67
37.8	Bridge									
37	310	5.80	10.27	10.32	9.36	8.83	10.44	4.60	67.43	0.78
36	310	5.60	10.18	10.28	9.31	8.77	10.28	4.35	71.23	0.77
35	310	5.50	9.86	10.10	9.31	8.54	10.14	4.04	76.65	0.69
34	310	5.05	8.51	8.50	9.34	7.90	9.71	2.79	115.48	0.44
33	310	5.00	8.17	7.78	8.77	8.63	9.53	3.94	81.58	0.71
32	310	4.73	7.76	7.98	8.37	8.37	9.27	4.33	75.93	0.76
31	310	3.94	6.95	7.50	8.21	7.59	8.60	2.83	113.45	0.46
30	310	3.96	6.90	6.90	7.99	6.96	8.44	3.01	105.64	0.49
29.8	Bridge									
29	310	3.84	6.55	6.58	7.32	6.99	7.74	2.98	109.74	0.52
28	310	3.40	6.10	6.10	6.77	6.77	7.52	3.99	82.60	0.73
26	310	2.86	5.85	5.85	6.87	6.44	7.20	2.67	122.26	0.45
25.8	Bridge									
25	310	2.86	5.85	5.85	6.72	6.44	7.12	2.96	112.34	0.51
24	310	2.57	5.68	5.72	6.40	6.31	7.07	3.79	87.55	0.69
23	310	2.29	5.53	5.59	6.40	6.23	6.97	3.52	93.68	0.63
22	310	1.97	5.37	5.46	6.14	6.14	6.88	4.03	83.68	0.72
21.2	310	1.47	6.47	6.47	5.66	4.07	6.09	2.90	107.05	0.46
21	310	1.34	6.28	6.26	5.61	3.87	6.00	2.79	111.20	0.44
20	310	1.26	6.09	6.11	5.57	3.79	5.95	2.76	112.19	0.43
19	310	1.09	5.85	5.83	5.44	3.75	5.85	2.84	109.17	0.45
18	310	1.02	5.77	5.67	5.40	3.65	5.80	2.82	110.12	0.44
17	310	0.92	5.75	5.75	5.35	3.58	5.75	2.79	111.10	0.44
16.8	Bridge									
16	310	0.89	5.75	5.75	4.92	3.51	5.39	3.05	101.59	0.50
15.5	310	0.95	5.75	5.83	4.80	3.69	5.36	3.34	92.85	0.57
15	310	0.74	5.54	5.60	4.59	3.61	5.22	3.54	87.69	0.61
14	310	0.60	5.38	5.49	4.27	3.52	5.03	3.87	80.16	0.68
13.8	310	0.51	5.49	5.36	4.15	3.53	4.97	4.03	76.95	0.72
13.5	310	0.45	5.37	5.47	4.03	3.42	4.86	4.03	76.96	0.72
13	310	0.40	5.38	5.47	4.04	3.32	4.80	3.86	80.35	0.69
12	310	0.35	5.44	5.46	4.03	3.09	4.63	3.45	89.89	0.61
11	310	0.33	5.49	5.34	3.99	2.96	4.51	3.19	97.30	0.56
10	310	0.38	5.64	5.73	4.01	2.64	4.36	2.63	118.08	0.46
9	310	0.49	5.88	5.90	3.97	2.74	4.35	2.75	112.92	0.49
8	310	0.41	6.33	6.17	4.03	2.44	4.30	2.30	134.50	0.40
7.8	Bridge									
7	310	0.34	5.37	5.51	3.78	2.34	4.05	2.27	136.32	0.41
6.5	310	0.25	5.14	5.42	3.52	2.49	3.98	3.00	103.27	0.55
6	310	0.25	5.14	4.46	3.51	2.49	3.97	3.01	103.13	0.55
5	310	0.25	5.02	5.32	2.94	2.67	3.84	4.22	73.51	0.85
4	310	0.23	4.97	4.98	2.73	2.54	3.62	4.18	74.22	0.88
3	310	0.20	5.00	5.09	2.90	2.10	3.31	2.83	109.57	0.57
2.8	Bridge									
2	310	0.42	2.60	5.20	1.58	2.05	3.17	5.57	55.62	1.67
1	310	0.00	0.50	0.92	1.10	0.83	1.34	2.17	143.02	0.66

Torrente Sciusa T= 500 anni										
Sezioni	Portata totale	Fondo alveo	Argine sinistro	Argine destro	Pelo libero	Profondità critica	Energia (m ²)	Velocità (m/s)	Area bagnata	N° Froude
80	250	45.16	50.33	50.33	47.77	49.17	52.69	9.83	25.42	2.37
79	250	42.93	49.31	49.31	46.77	48.03	50.77	8.86	28.21	1.75
78	250	42.59	50.02	50.02	47.94	47.94	49.73	5.93	42.18	1.00
77	250	42.10	48.14	48.14	45.00	45.93	48.06	7.75	32.25	1.96
76	250	38.69	44.64	44.64	41.12	42.09	44.45	8.09	30.89	2.07
75	250	36.74	40.19	40.19	41.80	40.70	42.51	3.74	66.77	0.61
74	250	36.07	39.32	39.32	40.39	40.39	42.28	6.10	41.02	1.00
73	250	35.26	38.46	38.46	37.93	38.94	41.36	8.22	30.43	1.92
72	250	34.79	36.12	37.12	36.65	37.61	39.90	7.98	31.32	2.01
71	250	32.90	36.37	36.37	35.90	36.84	38.60	7.28	34.36	1.44
70	360	30.60	32.79	34.80	35.14	35.14	37.26	6.45	55.78	1.00
69.6	360	28.91	31.24	31.24	35.11	33.06	35.99	4.14	86.89	0.54
69.5	Bridge									
69	360	28.85	31.24	31.24	32.99	32.99	35.00	6.28	57.29	1.00
68	360	28.26	30.51	30.72	31.00	32.04	34.57	8.37	43.03	1.65
67	360	25.97	28.14	30.67	28.50	30.07	34.14	10.52	34.21	2.33
66	360	21.82	24.81	28.63	25.97	27.96	32.90	11.66	30.87	2.12
65	360	21.18	24.81	28.63	23.19	24.85	29.46	11.09	32.46	2.61
64	360	18.24	21.74	22.13	25.48	23.05	26.53	4.54	79.26	0.54
63	360	17.56	22.00	21.45	25.94	21.45	26.30	2.63	136.90	0.30
62	360	17.33	21.61	21.27	25.62	21.98	26.25	3.51	102.59	0.40
61	360	16.87	21.10	21.05	25.24	21.96	26.11	4.14	87.03	0.46
60	360	16.49	20.00	20.81	25.21	21.49	25.96	3.82	94.17	0.42
59	360	15.85	19.60	20.55	25.11	20.98	25.66	3.28	109.62	0.36
58.6	360	15.80	19.60	20.55	25.10	20.93	25.65	3.27	110.16	0.36
58.5	Bridge									
58.4	360	15.76	19.60	20.55	22.87	20.89	23.86	4.41	81.54	0.56
58	360	15.30	19.51	19.92	22.29	20.28	23.54	4.94	72.90	0.60
57	360	15.02	19.83	19.42	22.66	19.40	23.19	3.23	111.44	0.39
56	360	14.79	18.67	19.22	22.67	19.13	23.12	2.98	120.94	0.36
55	360	14.14	19.47	18.92	22.31	19.02	23.03	3.75	95.87	0.43
54.5	Bridge									
54.4	360	14.12	19.47	18.92	21.58	18.99	22.45	4.14	87.00	0.50
54	360	13.53	18.00	17.63	21.80	17.94	22.24	2.97	121.21	0.34
53	360	13.01	18.80	16.65	21.46	17.71	22.14	3.63	99.07	0.40
52	360	12.82	16.58	16.60	21.18	17.81	22.01	4.02	89.65	0.45
51.5	Bridge									
51.4	360	12.77	16.58	16.60	17.76	17.76	20.15	6.85	52.58	1.00
51	360	12.02	16.50	16.52	17.50	16.58	18.90	5.24	68.67	0.74
50	360	11.07	17.55	15.64	17.49	15.32	18.29	3.96	90.88	0.51
49	360	10.41	16.20	15.10	17.32	14.73	18.15	4.03	89.28	0.49
48	380	9.68	14.30	14.23	17.45	13.55	17.93	3.06	124.19	0.35
47	380	9.36	14.22	14.29	17.46	13.26	17.87	2.83	134.42	0.32
46.5	Bridge									
45	380	9.02	13.85	14.10	15.69	13.15	16.48	3.94	96.39	0.49
44	380	8.48	12.98	12.98	15.36	13.14	16.31	4.30	88.42	0.54
43.5	Bridge									
43.4	380	8.46	12.98	12.98	14.26	13.11	15.61	5.15	73.79	0.70
43	380	8.16	13.00	11.74	13.30	13.30	15.32	6.28	60.47	1.00
42	380	7.76	11.80	10.94	11.38	12.22	14.50	7.82	48.59	1.45
41	380	7.09	10.68	11.30	12.61	11.42	13.56	4.32	87.99	0.64
40.5	Bridge									
40.4	380	7.06	10.68	11.30	11.39	11.39	13.11	5.81	65.38	1.00
40	380	6.35	10.63	10.22	9.22	10.02	12.20	7.65	49.65	1.46

Torrente Sciusa T= 500 anni										
Sezioni	Portata totale	Fondo alveo	Argine sinistro	Argine destro	Pelo libero	Profondità critica	Energia (m ²)	Velocità (m/s)	Area bagnata	N° Froude
39	380	6.00	10.38	10.14	11.04	9.65	11.73	3.75	104.54	0.54
38	380	5.80	10.27	10.32	10.98	9.26	11.57	3.50	115.46	0.49
37.8	Bridge									
37	380	5.80	10.27	10.32	9.60	9.26	11.02	5.27	72.11	0.87
36	380	5.60	10.18	10.28	9.54	9.18	10.81	4.99	76.09	0.85
35	380	5.50	9.86	10.10	9.53	8.95	10.64	4.65	81.64	0.78
34	380	5.05	8.51	8.50	9.66	8.28	10.11	3.03	129.09	0.46
33	380	5.00	8.17	7.78	9.05	8.88	9.91	4.18	92.66	0.72
32	380	4.73	7.76	7.98	8.63	8.63	9.66	4.64	86.08	0.79
31	380	3.94	6.95	7.50	8.69	7.81	9.09	2.77	136.56	0.42
30	380	3.96	6.90	6.90	8.42	7.28	8.93	3.22	120.04	0.49
29.8	Bridge									
29	380	3.84	6.55	6.58	7.60	7.18	8.06	3.08	126.23	0.52
28	380	3.40	6.10	6.10	6.98	6.98	7.85	4.25	93.06	0.75
26	380	2.86	5.85	5.85	7.17	6.61	7.53	2.68	143.01	0.43
25.8	Bridge									
25	380	2.86	5.85	5.85	7.05	6.61	7.46	2.90	134.42	0.48
24	380	2.57	5.68	5.72	6.64	6.52	7.40	4.01	99.55	0.70
23	380	2.29	5.53	5.59	6.63	6.43	7.29	3.73	105.85	0.65
22	380	1.97	5.37	5.46	6.38	6.38	7.20	4.22	96.51	0.73
21.2	380	1.47	6.47	6.47	6.05	4.42	6.58	3.23	117.58	0.49
21	380	1.34	6.28	6.26	5.99	4.21	6.49	3.13	121.50	0.47
20	380	1.26	6.09	6.11	5.94	4.13	6.43	3.11	122.28	0.47
19	380	1.09	5.85	5.83	5.89	4.09	6.16	2.33	166.70	0.35
18	380	1.02	5.77	5.67	5.84	4.00	6.13	2.42	162.37	0.36
17	380	0.92	5.75	5.75	5.79	3.93	6.08	2.52	162.16	0.37
16.8	Bridge									
16	380	0.89	5.75	5.75	5.42	3.86	5.98	3.30	115.05	0.51
15.5	380	0.95	5.75	5.83	5.29	4.04	5.95	3.59	105.92	0.57
15	380	0.74	5.54	5.60	5.07	3.97	5.81	3.80	99.94	0.61
14	380	0.60	5.38	5.49	4.72	3.89	5.61	4.17	91.21	0.69
13.8	380	0.51	5.49	5.36	4.60	3.90	5.55	4.32	87.93	0.73
13.5	380	0.45	5.37	5.47	4.48	3.79	5.43	4.32	87.99	0.73
13	380	0.40	5.38	5.47	4.50	3.69	5.37	4.14	91.79	0.69
12	380	0.35	5.44	5.46	4.50	3.43	5.20	3.69	102.93	0.61
11	380	0.33	5.49	5.34	4.48	3.28	5.07	3.39	112.02	0.56
10	380	0.38	5.64	5.73	4.52	2.93	4.92	2.80	135.95	0.45
9	380	0.49	5.88	5.90	4.48	3.03	4.91	2.90	130.84	0.48
8	380	0.41	6.33	6.17	4.55	2.71	4.85	2.46	154.78	0.39
7.8	Bridge									
7	380	0.34	5.37	5.51	4.24	2.59	4.55	2.44	155.99	0.41
6.5	380	0.25	5.14	5.42	3.94	2.79	4.47	3.24	117.40	0.55
6	380	0.25	5.14	4.46	3.93	2.79	4.47	3.24	117.26	0.55
5	380	0.25	5.02	5.32	3.25	3.00	4.33	4.61	82.42	0.87
4	380	0.23	4.97	4.98	3.07	2.85	4.09	4.47	85.09	0.88
3	380	0.20	5.00	5.09	3.30	2.35	3.76	3.00	126.85	0.56
2.8	Bridge									
2	380	0.42	2.60	5.20	1.73	2.28	3.59	6.04	62.91	1.70
1	380	0.00	0.50	0.92	0.67	0.96	1.64	4.35	87.35	1.69